

# SCHOOL QUESTIONNAIRE

## SCHOOLS AND STAFFING SURVEY

### 2011-12 SCHOOL YEAR



*(Please correct any errors in school name, address, and ZIP Code.)*

#### **THIS SURVEY HAS BEEN ENDORSED BY:**

American Association of School Administrators  
American Federation of Teachers  
National Association of Elementary School Principals  
National Association of Secondary School Principals  
National Middle School Association

**NOTICE:**

**This survey is authorized by the Education Sciences Reform Act of 2002, 20 U.S. Code §9541(b) and §9543(a). The results will only be produced as statistical summaries.**



**DEAR PRINCIPAL:**

The Schools and Staffing Survey is the largest sample survey of America's elementary and secondary schools. Your participation is important. Below are answers to some general questions.

**WHAT IS THE PURPOSE OF THIS SURVEY?**

The purpose of this survey is to obtain information about schools, such as staffing patterns, student characteristics, and programs and services offered.

**WHO IS CONDUCTING THIS SURVEY?**

The U.S. Census Bureau is conducting this survey for the National Center for Education Statistics (NCES) of the U.S. Department of Education.

**WHY SHOULD YOU PARTICIPATE IN THIS SURVEY?**

Policymakers and educational leaders rely on data from this survey to inform their decisions concerning K-12 schools. Because it is a sample survey, your responses represent the responses of many. Higher response rates give us confidence that the findings are accurate.

**WILL YOUR RESPONSES BE KEPT CONFIDENTIAL?**

Your responses are protected from disclosure by federal statute (20 U.S.C., §9573). All responses that relate to or describe identifiable characteristics of individuals may be used only for statistical purposes and may not be disclosed, or used, in identifiable form for any other purpose, unless otherwise compelled by law.

**HOW WILL YOUR INFORMATION BE REPORTED?**

The information you provide will be combined with the information provided by others in statistical reports. No individually-identifiable data will be included in the statistical reports.


**WHERE SHOULD YOU RETURN YOUR COMPLETED QUESTIONNAIRE?**

Please return your completed questionnaire in the enclosed pre-addressed, postage-paid envelope or mail it to:

**U.S. CENSUS BUREAU  
ATTN: DCB/PCSPU, BUILDING 61G  
1201 E. 10TH STREET  
JEFFERSONVILLE, IN 47132-0001**

**WE HOPE YOU WILL PARTICIPATE IN THIS VOLUNTARY SURVEY.**

**SINCERELY,**






**JACK BUCKLEY**

**COMMISSIONER FOR EDUCATION STATISTICS  
NATIONAL CENTER FOR EDUCATION STATISTICS**



## INSTRUCTIONS AND DEFINITIONS

The data you enter on this form will be captured through the use of imaging technology. Please print all information clearly in ordinary characters, using a **blue or black ballpoint pen**.

<b>CORRECT</b> marking example – <i>(Use care to keep characters  in their designated spaces.)</i>	<b>INCORRECT</b> marking example –
<div style="text-align: center;">  </div> <p>1 <input checked="" type="checkbox"/> Yes</p> <p>2 <input type="checkbox"/> No</p>	<div style="display: flex; justify-content: space-around;"> <div style="text-align: center;">  </div> <div style="text-align: center;">  </div> </div> <p>1 <input type="checkbox"/> Yes</p> <p>2 <input checked="" type="checkbox"/> No</p> <p style="text-align: center;">OR</p> <p>1 <input checked="" type="checkbox"/> Yes</p> <p>2 <input type="checkbox"/> No</p>

- a. If you are unsure about how to answer a question, please give the best answer you can rather than leaving it blank.
- b. If you have any questions, call the U.S. Census Bureau at 1-866-208-7437. Someone will be available to take your call Monday through Friday, between 8:00 a.m. and 8:00 p.m. (Eastern Time). The U.S. Census Bureau is also available to answer your questions via e-mail at: [dsd.education.surveys@census.gov](mailto:dsd.education.surveys@census.gov).

**Grades K-12 and comparable ungraded levels.** This survey focuses on schools offering any of grades K-12 or comparable ungraded levels at the elementary or secondary level. The term "ungraded levels" refers to schools that classify students by an alternative means other than particular grade levels (e.g., Kindergarten, 1st grade, 2nd grade, etc.).

### YOUR COMMENTS

### Paperwork Burden Statement

According to the Paperwork Reduction Act of 1995, no persons are required to respond to a collection of information unless it displays a valid OMB control number. The valid OMB control number for this voluntary information collection is 1850-0598. The time required to complete this information collection is estimated to average 42 minutes per response, including the time to review instructions, search existing data resources, gather the data needed, and complete and review the information collection. If you have any comments concerning the accuracy of the time estimate or suggestions for improving this collection, please write to: U.S. Department of Education, Washington, DC 20202-4537. If you have comments or concerns about the contents or the status of your individual submission of this questionnaire, e-mail: [dsd.education.surveys@census.gov](mailto:dsd.education.surveys@census.gov), or write directly to: Schools and Staffing Survey, National Center for Education Statistics, 1990 K Street, N.W., #9018, Washington, DC 20006.



## I GENERAL INFORMATION ABOUT THIS SCHOOL

1. Does this school offer the following grades?  
 🍏 Please mark (X) Yes or No for each grade level.

<b>Prekindergarten</b>	0024	1	<input type="checkbox"/>	Yes
		2	<input type="checkbox"/>	No
<b>Kindergarten</b>	0025	1	<input type="checkbox"/>	Yes
		2	<input type="checkbox"/>	No
<b>1st</b>	0026	1	<input type="checkbox"/>	Yes
		2	<input type="checkbox"/>	No
<b>2nd</b>	0027	1	<input type="checkbox"/>	Yes
		2	<input type="checkbox"/>	No
<b>3rd</b>	0028	1	<input type="checkbox"/>	Yes
		2	<input type="checkbox"/>	No
<b>4th</b>	0029	1	<input type="checkbox"/>	Yes
		2	<input type="checkbox"/>	No
<b>5th</b>	0030	1	<input type="checkbox"/>	Yes
		2	<input type="checkbox"/>	No
<b>6th</b>	0031	1	<input type="checkbox"/>	Yes
		2	<input type="checkbox"/>	No
<b>7th</b>	0032	1	<input type="checkbox"/>	Yes
		2	<input type="checkbox"/>	No
<b>8th</b>	0033	1	<input type="checkbox"/>	Yes
		2	<input type="checkbox"/>	No
<b>9th</b>	0034	1	<input type="checkbox"/>	Yes
		2	<input type="checkbox"/>	No
<b>10th</b>	0035	1	<input type="checkbox"/>	Yes
		2	<input type="checkbox"/>	No



**1. Continued – Does this school offer the following grades?**

<b>11th</b>	0036	1	<input type="checkbox"/>	Yes
		2	<input type="checkbox"/>	No
<b>12th</b>	0037	1	<input type="checkbox"/>	Yes
		2	<input type="checkbox"/>	No
<b>Ungraded</b>	0038	1	<input type="checkbox"/>	Yes
		2	<input type="checkbox"/>	No

**2. Around the first of October, how many students in grades K-12 and comparable ungraded levels were enrolled in this school?**

🍎 Do NOT include prekindergarten, postsecondary, or adult education students.

0039  Students

**3. Around the first of October, how many MIGRANT students in grades K-12 and comparable ungraded levels were enrolled in this school?**

(Migrant students are those who move from school to school because they are children of migrant agricultural workers, including migratory dairy workers and migratory fishers.)

🍎 Do NOT include prekindergarten, postsecondary, or adult education students.

🍎 If none, please mark (X) the box.

0040 0  None or  Migrant students

**4. Around the first of October, how many MALE students in grades K-12 and comparable ungraded levels were enrolled in this school?**

🍎 Do NOT include prekindergarten, postsecondary, or adult education students.

🍎 If none, please mark (X) the box.

0041 0  None or  Male students

**YOUR COMMENTS**



**5. Around the first of October, how many students enrolled in grades K-12 and comparable ungraded levels were –**

🍎 Do NOT include prekindergarten, postsecondary, or adult education students.

🍎 Please only include each student in one category below so none are double-counted.

🍎 If none, please mark (X) the box.

**a. Hispanic or Latino, regardless of race?**

0045    0     None    or     Students

**b. White, not of Hispanic or Latino origin?**

0046    0     None    or     Students

**c. Black or African American, not of Hispanic or Latino origin?**

0047    0     None    or     Students

**d. Asian, not of Hispanic or Latino origin?**

0048    0     None    or     Students

**e. Native Hawaiian or other Pacific Islander, not of Hispanic or Latino origin?**

0049    0     None    or     Students

**f. American Indian or Alaska Native, not of Hispanic or Latino origin?**

0050    0     None    or     Students

**g. Two or more races, not of Hispanic or Latino origin?**

0051    0     None    or     Students

**h. Total students (sum of entries in items 5a-g)**

0052     Students

**NOTE:** Sum of entries in items 5a-g should be equal to entry in item 2 on page 5.

**6. Which of the following best describes this school?**

🍎 Mark (X) only one box.

0055    1     REGULAR school – elementary or secondary

3     SPECIAL PROGRAM EMPHASIS school – such as a science or math school, performing arts school, talented or gifted school, foreign language immersion school, etc.

4     SPECIAL EDUCATION school – primarily serves students with disabilities

5     CAREER/TECHNICAL/VOCATIONAL school – primarily serves students being trained for occupations

6     ALTERNATIVE/OTHER school – offers a curriculum designed to provide alternative or nontraditional education; does not specifically fall into the categories of regular, special program emphasis, special education, or vocational school – *Please describe.* ↴

5055



7. Is this ENTIRE SCHOOL specifically for students who have been suspended or expelled, who have dropped out, or who have been referred for behavioral or adjustment problems?

0056 1  Yes

2  No

8. For this school year (2011-12), what is the Average Daily Attendance (ADA) percentage at this school?

🍎 Round to the nearest whole PERCENT.

0057  Percent

9. How long is the school DAY for students in this school?

🍎 Report BOTH hours and minutes, e.g., 06 hours and 00 minutes, 05 hours and 45 minutes, etc.

🍎 If the length of day varies by grade level, record the longest day.

0058  Hours in each school DAY

AND

0059  Minutes in each school DAY

10. At what time do most of the students in this school begin the school day?

🍎 If PM, please mark (X) the box.

0060  :  AM

0061 1  PM

11. How many days are in the school YEAR for students in this school?

0062  Days per school YEAR

### YOUR COMMENTS



**12a. Does this school have a kindergarten?**

🍏 Please include regular kindergarten as well as transitional (or readiness) kindergarten and transitional first (or prefirst) grade, if offered.

0063

1  Yes2  No → GO TO item 13 below.**b. How long is the school day for a kindergarten, transitional kindergarten, or transitional first grade student?**

🍏 Mark (X) only one box.

0064

1  Full day (4 hours or more per day)2  Half day (less than 4 hours per day)3  Both offered**c. How many days per week does a kindergarten, transitional kindergarten, or transitional first grade student attend?**

🍏 If the number of days per week varies (e.g., some students attend 3 days per week and some attend 5 days per week), record the most days that a student would attend in a week.

0065

 Days per week**13. Does this school have a library media center?**

(A library media center is an organized collection of printed and/or audiovisual and/or computer resources which is administered as a unit, is located in a designated place or places, and makes resources and services available to students, teachers, and administrators. A library media center may be called a school library, media center, resource center, information center, instructional materials center, learning resource center, or any other similar name.)

0066

1  Yes2  No**YOUR COMMENTS**



## II ADMISSIONS AND PROGRAMS

**14a. Does this school use any special requirements when admitting students OTHER THAN proof of immunization, age, or residence?**

0080

1  Yes2  No → *GO TO item 15 on page 10.*

**b. Does this school use the following requirements when deciding whether to admit students?**

**(1) Student scores on an admission test**

0081

1  Yes2  No

**(2) Student scores on a standardized achievement test**

0082

1  Yes2  No

**(3) Academic record**

0083

1  Yes2  No

**(4) Special student needs** (e.g., giving preference to students "at risk" or with disabilities)

0084

1  Yes2  No

**(5) Special student aptitudes, skills, or talents** (e.g., giving preference to academically gifted students or students of the arts)

0085

1  Yes2  No

**(6) Personal interview**

0086

1  Yes2  No

**(7) Recommendations**

0087

1  Yes2  No

**(8) Signed school-parent compact**

(This is an agreement between school community members [e.g., parents, principals, teachers, and students] that acknowledges the shared responsibility for student learning and/or the school's policies.)

0088

1  Yes2  No

**15. This school year, did any students enroll in this school as a result of a lottery draw?**

0089

1  Yes2  No**16a. Does this school have a magnet program?**

(A magnet program offers enhancements such as special curricular themes or methods of instruction to attract students from outside their normal attendance area.)

0090

1  Yes2  No → *GO TO item 17 below.***b. Is this a school-wide magnet program in which all students in this school participate in the program?**

0091

1  Yes2  No**17. Does this school offer the following programs?****a. Programs with special instructional approaches**

(e.g., self-paced instruction, open education, ungraded classrooms, etc.)

0092

1  Yes2  No**b. Talented or gifted program or honors courses**

(Designed for students with specifically identified talents or exceptional academic achievement)

0093

1  Yes2  No**c. A program in which at least half of the core subjects are taught in a foreign language**

(A foreign language immersion program)

0094

1  Yes2  No**d. Advanced placement (AP) courses for college credit**

0095

1  Yes2  No**e. International Baccalaureate (IB)**

(An international curriculum certified by the International Baccalaureate Organization)

0096

1  Yes2  No

**17. Continued – Does this school offer the following programs?****f. Distance learning course(s)**

(Taught primarily via television, satellite, Internet, or e-mail)

0097

1  Yes2  No**18. Are the following programs or services currently available AT THIS SCHOOL for students in any of grades K-12 or comparable ungraded levels, regardless of funding source?****a. Before-school or after-school program providing instruction beyond the normal school day for students who need academic assistance**

0098

1  Yes2  No**b. Before-school or after-school program providing instruction beyond the normal school day for students who seek academic advancement or enrichment**

0099

1  Yes2  No**c. Before-school or after-school day care programs**

0100

1  Yes2  No**19. LAST summer (2011) or LAST school year (2010-11), were summer school activities or academic intersessions provided for students enrolled in this school who needed ACADEMIC ASSISTANCE?**

0101

1  Yes2  No**20. LAST summer (2011) or LAST school year (2010-11), were summer school activities or academic intersessions provided for students enrolled in this school who sought ACADEMIC ADVANCEMENT OR ENRICHMENT?**

0102

1  Yes2  No**YOUR COMMENTS**

### III STUDENTS AND CLASS ORGANIZATION

**21. THIS school year (2011-12), does this school use the following methods to organize most classes or most students?**

**a. Traditional grades or academic discipline-based departments**

0120 1  Yes

2  No

**b. Grades subdivided into small groups such as "houses" or "families"**

0121 1  Yes

2  No

**c. Student groups that remain two or more years with the same teacher**  
(e.g., looping)

0122 1  Yes

2  No

**d. Multi-age grouping**  
(Most students normally in different grades placed together)

0123 1  Yes

2  No

**e. Block scheduling**  
(Class periods scheduled to create extended blocks of instruction time)

0124 1  Yes

2  No

**22a. Does this school use a year-round calendar to distribute school days across 12 months?**

0125 1  Yes

2  No → *GO TO item 23 below.*

**b. Do all students attend on the same cycle?**

0126 1  Yes

2  No

**23. Does this school have students in one or more of grades 9-12?**

0127 1  Yes → *GO TO item 24 on page 13.*

2  No → *GO TO Section IV on page 14.*



**24. Are the following opportunities available for students in grades 9-12 in this school?**

**a. Dual or concurrent enrollment that offers both high school and college credit**

0128 1  Yes → (1) Is this funded by the school or district? 0129 1  Yes  
 2  No 2  No

**b. Career and technical education courses**

(These include courses on topics such as: agriculture, business, computer science, health care, public and consumer services, communications, construction, engineering, manufacturing, repair, science, or transport technologies.)

0130 1  Yes  
 2  No

**c. Work-based learning or internships outside of school, in which students earn COURSE CREDITS for supervised learning activities that occur in paid or unpaid workplace assignments**

0131 1  Yes  
 2  No

**d. Specialized career academy**

(Curriculum organized around a specific career area, such as health, hospitality, or IT.)

0132 1  Yes  
 2  No

**25a. LAST school year (2010-11), were any students enrolled in 12th grade?**

0133 1  Yes  
 2  No → GO TO Section IV on page 14.

**b. How many students were enrolled in 12th grade around October 1, 2010?**

0134  12th graders

**26a. LAST school year (2010-11), how many students graduated from the 12th grade with a diploma?**

🍎 Include 2011 summer graduates. Do not include students who received only vocational certificates, certificates of attendance, or certificates of completion.  
 🍎 If none, please mark (X) the box.

0  None → GO TO Section IV on page 14.

0135  Graduates

**b. Of those who graduated with a diploma LAST school year (2010-11), approximately what percentage went to four-year colleges?**

🍎 If none, please mark (X) the box.  
 🍎 Round to the nearest whole percent.

0136 0  None or  Percent



## IV STAFFING

For all teacher counts in items 27 and 28:

🍏 **INCLUDE** these types of teachers:

- Regular classroom teachers
- Special area or resource teachers (e.g., special education, Title I, art, music, physical education)
- Long-term substitute teachers

🍏 **INCLUDE** as part-time teachers:

- Itinerant teachers who teach part-time at this school
- Employees reported in other items of this section if they also have a part-time teaching assignment at this school

🍏 **DO NOT INCLUDE:**

- Student teachers
- Short-term substitute teachers
- Teachers who teach **ONLY** prekindergarten or adult education

**27. Around the first of October, how many TEACHERS held full-time or part-time positions or assignments in this school?**

🍏 *If none, please mark (X) the box.*

**a. Full-time**

0150

0  None or  Full-time teachers

**b. Part-time**

0151

0  None or  Part-time teachers

**c. TOTAL number of full- and part-time teachers**

0152

Total teachers

### YOUR COMMENTS



**28. Of the full-time and part-time TEACHERS in this school around the first of October, how many were –**

☐ If none, please mark (X) the box.

☐ Please only include each teacher in one category below so none are double-counted.

**a. Hispanic or Latino, regardless of race?**

0155    0     None    or     Teachers

---

**b. White, not of Hispanic or Latino origin?**

0156    0     None    or     Teachers

---

**c. Black or African American, not of Hispanic or Latino origin?**

0157    0     None    or     Teachers

---

**d. Asian, not of Hispanic or Latino origin?**

0158    0     None    or     Teachers

---

**e. Native Hawaiian or other Pacific Islander, not of Hispanic or Latino origin?**

0159    0     None    or     Teachers

---

**f. American Indian or Alaska Native, not of Hispanic or Latino origin?**

0160    0     None    or     Teachers

---

**g. Two or more races, not of Hispanic or Latino origin?**

0161    0     None    or     Teachers

**NOTE:** Sum of entries in items 28a-g should be equal to entry in item 27c.

### YOUR COMMENTS



**29. Around the first of October, how many STAFF held full-time or part-time positions or assignments in this school in each of the following categories?**  
 (Staff with **part-time** positions or assignments include: Employees shared with other schools or the district office and employees who perform more than one function at this school, such as a teaching principal.)  
 🍎 If no **FULL-TIME** staff members exist, please mark (X) the "None" box under **FULL-TIME**.  
 🍎 If no **PART-TIME** staff members exist, please mark (X) the "None" box under **PART-TIME**.  
 🍎 If no full-time or part-time staff members exist, please mark (X) the "None" boxes under **BOTH** full-time AND part-time.

	FULL-TIME	PART-TIME
	0 <input type="checkbox"/> None	0 <input type="checkbox"/> None
<b>a. Principals</b>	0168 <input type="checkbox"/>	0169 <input type="checkbox"/>
	0 <input type="checkbox"/> None	0 <input type="checkbox"/> None
<b>b. Vice principals and assistant principals</b>	0170 <input type="checkbox"/>	0171 <input type="checkbox"/>
	0 <input type="checkbox"/> None	0 <input type="checkbox"/> None
<b>c. Instructional coordinators and supervisors, such as curriculum specialists</b>	0172 <input type="checkbox"/>	0173 <input type="checkbox"/>
	0 <input type="checkbox"/> None	0 <input type="checkbox"/> None
<b>d. Librarians or library media specialists</b>	0174 <input type="checkbox"/>	0175 <input type="checkbox"/>
	0 <input type="checkbox"/> None	0 <input type="checkbox"/> None
<b>e. School/guidance counselors, excluding psychologists and social workers</b>	0176 <input type="checkbox"/>	0177 <input type="checkbox"/>
	0 <input type="checkbox"/> None	0 <input type="checkbox"/> None
<b>f. Student support services professional staff</b>	0178 <input type="checkbox"/>	0179 <input type="checkbox"/>
<b>(1) Nurses</b>		
	0 <input type="checkbox"/> None	0 <input type="checkbox"/> None
<b>(2) Social workers</b>	0180 <input type="checkbox"/>	0181 <input type="checkbox"/>
	0 <input type="checkbox"/> None	0 <input type="checkbox"/> None
<b>(3) Psychologists</b>	0182 <input type="checkbox"/>	0183 <input type="checkbox"/>
	0 <input type="checkbox"/> None	0 <input type="checkbox"/> None
<b>(4) Speech therapists or pathologists</b>	0184 <input type="checkbox"/>	0185 <input type="checkbox"/>
	0 <input type="checkbox"/> None	0 <input type="checkbox"/> None
<b>(5) Other professional staff</b>	0186 <input type="checkbox"/>	0187 <input type="checkbox"/>





29. *Continued* – Around the first of October, how many STAFF held full-time or part-time positions or assignments in this school in each of the following categories?

	FULL-TIME	PART-TIME
	0 <input type="checkbox"/> None	0 <input type="checkbox"/> None
<b>g. Aides</b>	0188 <input type="checkbox"/>	0189 <input type="checkbox"/>
<b>(1) Regular Title I aides</b>		
	0 <input type="checkbox"/> None	0 <input type="checkbox"/> None
<b>(2) English as a Second Language (ESL) or bilingual teacher aides</b>	0190 <input type="checkbox"/>	0191 <input type="checkbox"/>
	0 <input type="checkbox"/> None	0 <input type="checkbox"/> None
<b>(3) Special education instructional aides</b>	0192 <input type="checkbox"/>	0193 <input type="checkbox"/>
	0 <input type="checkbox"/> None	0 <input type="checkbox"/> None
<b>(4) Special education non-instructional aides</b>	0194 <input type="checkbox"/>	0195 <input type="checkbox"/>
	0 <input type="checkbox"/> None	0 <input type="checkbox"/> None
<b>(5) Library media center instructional aides</b>	0196 <input type="checkbox"/>	0197 <input type="checkbox"/>
	0 <input type="checkbox"/> None	0 <input type="checkbox"/> None
<b>(6) Library media center non-instructional aides</b>	0198 <input type="checkbox"/>	0199 <input type="checkbox"/>
	0 <input type="checkbox"/> None	0 <input type="checkbox"/> None
<b>(7) Other classroom instructional aides</b>	0200 <input type="checkbox"/>	0201 <input type="checkbox"/>
	0 <input type="checkbox"/> None	0 <input type="checkbox"/> None
<b>(8) Other non-instructional aides</b>	0202 <input type="checkbox"/>	0203 <input type="checkbox"/>
	0 <input type="checkbox"/> None	0 <input type="checkbox"/> None
<b>h. Secretaries and other clerical support staff</b>	0204 <input type="checkbox"/>	0205 <input type="checkbox"/>
	0 <input type="checkbox"/> None	0 <input type="checkbox"/> None
<b>i. Food service personnel</b>	0206 <input type="checkbox"/>	0207 <input type="checkbox"/>
	0 <input type="checkbox"/> None	0 <input type="checkbox"/> None
<b>j. Custodial, maintenance, and security personnel</b>	0208 <input type="checkbox"/>	0209 <input type="checkbox"/>
	0 <input type="checkbox"/> None	0 <input type="checkbox"/> None
<b>k. Other employees not reported above</b>	0210 <input type="checkbox"/>	0211 <input type="checkbox"/>



**30a. Do any of the teachers or staff have the following specialist assignments in this school?**  
(A specialist works with students.)

**(1) Reading specialist**

0215

1  Yes2  No

**(2) Math specialist**

0216

1  Yes2  No

**(3) Science specialist**

0217

1  Yes2  No

**b. Do any of the teachers or staff have the following coaching assignments in this school?**  
(A coach works with teachers. Coaching includes observing lessons, providing feedback, and demonstrating teaching strategies.)

**(1) Reading coach**

0218

1  Yes2  No

**(2) Math coach**

0219

1  Yes2  No

**(3) Science coach**

0220

1  Yes2  No

**(4) General instructional/Not subject-specific coach**

0221

1  Yes2  No

**YOUR COMMENTS**



**31a. For THIS school year (2011-12), were there teaching vacancies in this school, that is, teaching positions for which teachers were recruited and interviewed by this school's hiring authority?**  
 ● Please include teaching positions that were vacant for the 2011-12 school year and that may or may not have been filled before the start of the 2011-12 school year.

0225

1  Yes

2  No → *GO TO item 32a on page 20.*

**b. How easy or difficult was it to fill the vacancies for this school year in each of the following fields?**

		● Mark (X) one box on each line.					
		This position is not offered in this school	No vacancy in this field this school year	Easy	Somewhat difficult	Very difficult	Could not fill the vacancy
<b>(1) General elementary</b>	0226	1 <input type="checkbox"/>	2 <input type="checkbox"/>	3 <input type="checkbox"/>	4 <input type="checkbox"/>	5 <input type="checkbox"/>	6 <input type="checkbox"/>
<b>(2) Special education</b>	0227	1 <input type="checkbox"/>	2 <input type="checkbox"/>	3 <input type="checkbox"/>	4 <input type="checkbox"/>	5 <input type="checkbox"/>	6 <input type="checkbox"/>
<b>(3) English or language arts</b>	0228	1 <input type="checkbox"/>	2 <input type="checkbox"/>	3 <input type="checkbox"/>	4 <input type="checkbox"/>	5 <input type="checkbox"/>	6 <input type="checkbox"/>
<b>(4) Social studies</b>	0229	1 <input type="checkbox"/>	2 <input type="checkbox"/>	3 <input type="checkbox"/>	4 <input type="checkbox"/>	5 <input type="checkbox"/>	6 <input type="checkbox"/>
<b>(5) Computer science</b>	0230	1 <input type="checkbox"/>	2 <input type="checkbox"/>	3 <input type="checkbox"/>	4 <input type="checkbox"/>	5 <input type="checkbox"/>	6 <input type="checkbox"/>
<b>(6) Mathematics</b>	0231	1 <input type="checkbox"/>	2 <input type="checkbox"/>	3 <input type="checkbox"/>	4 <input type="checkbox"/>	5 <input type="checkbox"/>	6 <input type="checkbox"/>
<b>(7) Biology or life sciences</b>	0232	1 <input type="checkbox"/>	2 <input type="checkbox"/>	3 <input type="checkbox"/>	4 <input type="checkbox"/>	5 <input type="checkbox"/>	6 <input type="checkbox"/>
<b>(8) Physical sciences (e.g., chemistry, physics, earth sciences)</b>	0233	1 <input type="checkbox"/>	2 <input type="checkbox"/>	3 <input type="checkbox"/>	4 <input type="checkbox"/>	5 <input type="checkbox"/>	6 <input type="checkbox"/>
<b>(9) English as a Second Language (ESL) or bilingual education</b>	0234	1 <input type="checkbox"/>	2 <input type="checkbox"/>	3 <input type="checkbox"/>	4 <input type="checkbox"/>	5 <input type="checkbox"/>	6 <input type="checkbox"/>
<b>(10) Foreign languages</b>	0235	1 <input type="checkbox"/>	2 <input type="checkbox"/>	3 <input type="checkbox"/>	4 <input type="checkbox"/>	5 <input type="checkbox"/>	6 <input type="checkbox"/>
<b>(11) Music or art</b>	0236	1 <input type="checkbox"/>	2 <input type="checkbox"/>	3 <input type="checkbox"/>	4 <input type="checkbox"/>	5 <input type="checkbox"/>	6 <input type="checkbox"/>
<b>(12) Career or technical education</b>	0237	1 <input type="checkbox"/>	2 <input type="checkbox"/>	3 <input type="checkbox"/>	4 <input type="checkbox"/>	5 <input type="checkbox"/>	6 <input type="checkbox"/>
<b>(13) Other</b>	0238	1 <input type="checkbox"/>	2 <input type="checkbox"/>	3 <input type="checkbox"/>	4 <input type="checkbox"/>	5 <input type="checkbox"/>	6 <input type="checkbox"/>



**32a. Around the first of October, how many teachers were newly hired by this school for grades K-12 and comparable ungraded levels?**

(Newly hired teachers are teachers not employed in this school last school year as teachers.)

🍏 Record HEAD COUNTS, not FTEs (full-time equivalent).

🍏 If none, please mark (X) the box.

0239

0

None → [GO TO Section V on page 21.](#)


Teachers

**b. Of those newly hired teachers, how many were in their first year of teaching?**

🍏 Record HEAD COUNTS, not FTEs (full-time equivalent).

🍏 If none, please mark (X) the box.

0240

0

None or

Teachers

**YOUR COMMENTS**



## V SPECIAL PROGRAMS AND SERVICES

**33a. Of the students enrolled in this school, do any have an Individual Education Plan (IEP) because they have special needs?**

🍏 Do NOT include prekindergarten, postsecondary, or adult education students.

0250

1  Yes

2  No → GO TO item 35a on page 22.

**b. How many students have an Individual Education Plan (IEP) because they have special needs?**

🍏 Do NOT include prekindergarten, postsecondary, or adult education students.

0251

Students

**34a. Does this school primarily serve students with disabilities?**

🍏 If you marked "SPECIAL EDUCATION school – primarily serves students with disabilities" for item 6, then please mark "Yes" for this item.

0252

1  Yes → GO TO item 35a on page 22.

2  No

**b. How many students with disabilities are in each of the following instructional settings?**

🍏 The sum of entries in item 34b should equal the entry in item 33b above.

🍏 If none, please mark (X) the box.

**(1) All day in a regular classroom (100 percent of the school day)**

0253

o  None or  Students

**(2) Most of the day in a regular classroom (80-99 percent of the school day)**

0254

o  None or  Students

**(3) Some of the day in a regular classroom (40-79 percent of the school day)**

0255

o  None or  Students

**(4) Little or none of the day in a regular classroom (0-39 percent of the school day)**

0256

o  None or  Students



**35a. Of the students enrolled in this school as of October 1, have any been identified as limited-English proficient, also known as English-language learners (ELLs)?**

(Limited-English proficient (LEP) or ELLs refers to students whose native or dominant language is other than English and who have sufficient difficulty speaking, reading, writing, or understanding the English language as to deny them the opportunity to learn successfully in an English-speaking-only classroom.)

🍏 Do NOT include prekindergarten, postsecondary, or adult education students.

0260 1  Yes

2  No → GO TO item 41 on page 23.

**b. How many limited-English proficient students or English-language learners are enrolled in this school?**

0261  Students

**36. Does this school have instruction specifically designed to address the needs of students with limited-English proficiency, also known as English-language learners (ELLs)?**

0262 1  Yes

2  No → GO TO item 40 on page 23.

**37. How are English-language learners taught English?**

Are any of them taught –

**a. Using ESL, bilingual, or immersion techniques?**

0263 1  Yes

2  No

**b. In regular English-speaking classrooms?**

0264 1  Yes

2  No

**38. How are English-language learners taught subject-matter courses such as mathematics, science, and social studies?**

Are any of them taught –

**a. In their native language?**

0265 1  Yes

2  No

**b. Using ESL, bilingual, or immersion techniques?**

0266 1  Yes

2  No

**c. In regular English-speaking classrooms?**

0267 1  Yes

2  No



**39. Does this school require limited-English proficient students or English-language learners (ELLs) to pass a test of English language proficiency to complete its limited-English proficient program?**

- 0268
- 1  Yes
- 2  No

**40. Are limited-English proficient students or English-language learners (ELLs) in this school administered assessments at least once per year to determine their level of English language proficiency?**

- 0269
- 1  Yes
- 2  No

**41. Does this school provide the following services for any PARENTS with limited-English skills?**

**a. Interpreters for meetings or parent-teacher conferences**

- 0285
- 1  Yes
- 2  No, not provided
- 3  No, no parents with limited-English skills

**b. Translations of printed materials, such as newsletters, school notices, or school signs**

- 0286
- 1  Yes
- 2  No, not provided
- 3  No, no parents with limited-English skills

**42a. Does this school have any prekindergarten students?**

**NOTE:** *Previous items asking for student counts requested that prekindergarten students be excluded. Prekindergarten students are included here because they often receive National School Lunch Program and Title I services asked about in items 43-46.*

- 0270
- 1  Yes
- 2  No → GO TO item 43a on page 24.

**b. Around the first of October, how many prekindergarten students were enrolled in this school?**

0271  Prekindergarten students

## YOUR COMMENTS



**43a. Does this school participate in the National School Lunch Program (that is, the federal free or reduced-price lunch program)?**

0272

- 1  Yes
- 2  No → *GO TO item 44 below.*

**b. Around the first of October, how many students at this school were APPROVED for free or reduced-price lunches?**

- 🍎 Report a separate count for prekindergarten students.
- 🍎 If none, please mark (X) the box.

0273

0  None or  K-12 students approved

0274

0  None or  Prekindergarten students approved

**44. Around the first of October, did any students enrolled in this school receive Title I services at this school or at any other location?**

(Title I is a federally funded program that provides educational services, such as remedial reading or remedial math, to children who live in areas with high concentrations of low-income families.)

0275

- 1  Yes
- 2  No → *GO TO Section VI on page 26.*

**45. How many students participate in the Title I program?**

- 🍎 Report a separate count for prekindergarten students.
- 🍎 If none or all, please mark (X) the box.

0276

- 1  No K-12 students
- 2  All K-12 students

0277

K-12 students

0278

- 1  No Prekindergarten students
- 2  All Prekindergarten students

0279

Prekindergarten students

**YOUR COMMENTS**





**46. Are students receiving Title I services in –**

**a. Reading or language arts?**

0280 1  Yes

2  No

**b. Mathematics?**

0281 1  Yes

2  No

**c. English as a Second Language (ESL)?**

0282 1  Yes

2  No

**47. In head counts, how many designated Title I teachers were teaching AT THIS SCHOOL around the first of October?**

**🍎 If none, please mark (X) the box.**

0283 0  None or  Title I teachers

**YOUR COMMENTS**



## VI CHARTER SCHOOL INFORMATION

### 48a. Is this school a public CHARTER school?

(A charter school is a public school that, in accordance with an enabling state statute, has been granted a charter exempting it from selected state or local rules and regulations. A charter school may be a newly created school or it may previously have been a public or private school.)

0290

- 1  Yes
- 2  No → GO TO Section VII on page 27.

### b. In what year did this school start providing instruction as a public CHARTER school?

0291

 Year

### 49. Which of the following best describes the origin of this public charter school?

0292

- 1  A converted public school
- 2  A converted Bureau of Indian Education-funded school
- 3  A converted private school
- 4  A school originally established as a charter

### 50. Who granted the current charter?

0293

- 1  A school district
- 2  The State Board of Education
- 3  A postsecondary institution
- 4  A state charter-granting agency
- 5  Other – *What is the name of the chartering agency?* ↘

5293

### 51. Which of the following best describes the governance structure of this public charter school?

0294

- 1  An independent or stand-alone charter school
- 2  Part of a non-profit charter management organization or network of schools that are managed by a central agency
- 3  Part of a for-profit charter management organization or network of schools that are managed by a central agency
- 4  Part of a traditional public school district
- 5  Other – *Please describe.* ↘

5294

### 52. Does this charter school provide support for or monitor homeschooling or home-based learning?

(Homeschooling or home-based learning is when parents or family choose to exercise the day-to-day monitoring of their children's education, which replaces full-time attendance at a campus school and is used to satisfy state compulsory education requirements.)

0295

- 1  Yes
- 2  No



## VII CONTACT INFORMATION

**53. What is the name of the person who completed most of this questionnaire?**

9001

**54. What is his or her job title?**

9002

**55. What is his or her telephone number?**

AREA CODE      TELEPHONE NUMBER

9003

<input type="text"/>	-	<input type="text"/>	-	<input type="text"/>
----------------------	---	----------------------	---	----------------------

**56. What is his or her work e-mail address?**

9004

**57. Please enter the date you completed this questionnaire.**

🍏 *Report month as a number, i.e., 01 for January, 02 for February, etc.*

Month

0006

Day

0007

Year

0008

**58. Please indicate how much time it took you to complete this form, not counting interruptions.**

🍏 *Please record the time in minutes, e.g., 50 minutes, 65 minutes, etc.*

0009

Minutes

### YOUR COMMENTS



**Thank you very much for your participation in this survey. If you have any questions, please contact us, toll-free, at: 1-866-208-7437 or by e-mail at: [dsd.education.surveys@census.gov](mailto:dsd.education.surveys@census.gov).**

**To learn more about this survey and to access reports from earlier collections, see the Schools and Staffing Survey (SASS) website at: <http://nces.ed.gov/surveys/sass>**

**Additional data collected by the National Center for Education Statistics (NCES) on a variety of topics in elementary, secondary, postsecondary, and international education are available from NCES' website at: <http://nces.ed.gov>**

**For additional data collected by various Federal agencies, including the Department of Education, visit the Federal Statistics clearinghouse at: <http://www.fedstats.gov>**

