

## **Appendix E**

### **NSOPF-88 Department Questionnaire**





**UNITED STATES DEPARTMENT OF EDUCATION**

**OFFICE OF THE ASSISTANT SECRETARY  
FOR EDUCATIONAL RESEARCH AND IMPROVEMENT**

**CENTER FOR EDUCATION STATISTICS**

**April 1988**

Dear Colleague:

There is very little current and comprehensive information about higher education faculty in this country. For this reason, the Center for Education Statistics of the U.S. Department of Education is conducting a national survey of faculty in American colleges and universities. This study, which is cosponsored by the National Endowment for the Humanities, is designed to provide reliable and current data for higher-education researchers, as well as planners and policymakers at all levels (institutional and governmental). The Center has contracted with SRI International (formerly Stanford Research Institute) and the Center for the Study of Higher Education at Penn State University to conduct the study.

This National Survey of Postsecondary Faculty (NSOPF) is the most comprehensive study of faculty in postsecondary educational institutions ever undertaken. It will provide national profiles of faculty members regarding their backgrounds, responsibilities, career and retirement plans, compensation, benefits, and attitudes about their jobs and various academic issues. Additionally, information on institutional and departmental characteristics, policies, and practices that affect faculty will be collected from institutional spokespersons and chairpersons of selected departments (or comparable academic units).

Your institution has been randomly selected to participate in the 1987-88 NSOPF. Although your participation is voluntary, it is particularly important because this survey will establish a baseline for any future profiles of faculty.

Individual responses and all information which would permit identification of individuals will be kept strictly confidential, in accordance with the provisions of the Family Educational Rights and Privacy Acts of 1976. Responses will be used only in statistical summaries and will not be disclosed to any group or individual.

Please complete this questionnaire as soon as possible and return it directly to SRI in the enclosed business-reply envelope. When the study is completed, the Center will provide your institution with a summary report of the findings. Study reports and data tapes also will be available upon request to researchers who wish to explore the study issues further. If you have any questions or comments concerning this study, please telephone Dr. Susan Russell, Project Director, of SRI International (415-859-4164).

Thank you in advance for your cooperation.

Sincerely,

Emerson J. Elliott, Director

OHB Clearance # 1850-0608

Expiration Date: 7/89



## **NATIONAL SURVEY OF POSTSECONDARY FACULTY**

Questionnaire for Departments (or Comparable Academic Units)

### **PLEASE READ THESE INSTRUCTIONS**

PLEASE ANSWER THIS QUESTIONNAIRE FOR THE UNIT INDICATED ON THE FRONT PAGE LABEL.

This questionnaire was designed to be completed by chairs of selected departments (or comparable academic units) in 2- and 4-year postsecondary institutions of all sizes. Because there is substantial variation in both departments/units and postsecondary institutions, some of the questions may not be worded quite appropriately for your situation. We would appreciate your tolerance of these difficulties. For example, we have used the term “department” throughout the questionnaire, but the unit for which you are responding may be called something else.

If your institution has multiple campuses, please answer only for the campus to which the questionnaire was addressed.

If your department has BOTH lay faculty and those assigned by a religious order, a few questions may require different answers for the two groups. If this occurs, please call Dr. Susan Russell (collect) at 415-859-4164 for instructions on how to proceed. We apologize for any inconvenience this may cause you.

Obtaining counts of different kinds of faculty is an important part of this study. If you cannot provide “hard” data for some of the “numbers” questions, please provide your best estimates.

Many of our questions ask about the status of your department during the 1987 Fall Term. By this, we mean whatever academic term was in progress on October 15, 1987.

## **FULL-TIME INSTRUCTIONAL FACULTY**

### **PLEASE READ:**

*By full-time instructional faculty, we mean those members of your department's instruction/research staff who are employed full-time by your department and whose regular assignment includes instruction.*

### **Include:**

- *Regular full-time instructional faculty.*
- *Those who contribute their services, such as members of religious orders.*
- *Those on sabbatical leave.*
- *Administrators such as department chairs who hold full-time faculty rank and whose regular assignment includes instruction.*

### **Do not include:**

- *Replacements for faculty on sabbatical leave.*
- *Others with adjunct, acting, or visiting appointments.*
- *Faculty on leave without pay.*
- *Teaching assistants.*

**REMINDER: BY "DEPARTMENT," WE MEAN THE UNIT INDICATED ON THE FRONT PAGE LABEL.**

1. During the 1987 Fall Term, did your department have any full-time instructional faculty (as defined above)? Please include those with joint appointments.  
(PLEASE CIRCLE ONE NUMBER)

Yes .....1

No.....2 → SKIP TO PAGE 12

*Questions about your full-time instructional faculty are on pages 2 - 11.*

*Questions about your part-time instructional faculty are on pages 12 - 17.*

2. How many instructional faculty members who are employed full-time by your institution hold joint appointments in your department and some other department at your institution?  
(PLEASE SPECIFY; ENTER "0" IF NONE)

Number with joint appointments: \_\_\_\_\_

3. Does your institution have a tenure system for any of your department's full-time instructional faculty?

Yes.....1

No .....2

**FULL-TIME INSTRUCTIONAL FACULTY** (continued)

4. How many full-time instructional faculty members were there in each of the categories below in your department during the 1987 Fall Term?

*If your institution does not have a tenure system for full-time faculty, please complete the "Not Tenure Track" column.*

*If there are no academic ranks in your department, please complete only the line for "other full-time instructional faculty."*

*(PLEASE ENTER A NUMBER IN EACH CATEGORY; IF NONE, PLEASE ENTER "0")*

**1987 FALL TERM: FULL-TIME INSTRUCTIONAL FACULTY**

	<u>Tenure track</u>		<u>Not tenure track</u>
	<u>Tenured</u>	<u>Not tenured</u>	
Professor	_____	_____	_____
Associate Professor	_____	_____	_____
Assistant Professor	_____	_____	_____
Instructor	_____	_____	_____
Lecturer	_____	_____	_____
Other full-time instructional faculty, including no academic ranks	_____	_____	_____
TOTAL	_____	_____	_____

5. During the 1987 Fall Term, how many full-time instructional faculty with visiting, acting, or adjunct appointments did your department have?

*Note: These individuals should not appear in your other counts of full-time instructional faculty provided in this questionnaire.*

*(PLEASE SPECIFY; IF NONE, PLEASE ENTER "0")*

\_\_\_\_\_

**FULL-TIME INSTRUCTIONAL FACULTY** (continued)

6. Please indicate below the number of your department's full-time instructional faculty members by sex and race (minority/nonminority) during the 1987 Fall Term.

*If there are no academic ranks in your department, please complete only the line for "other full-time instructional faculty".*

*NOTE: By "minority," we mean Black, Hispanic, American Indian, Aleut, Eskimo, Asian, or Pacific Islander.*

*(PLEASE ENTER A NUMBER IN EACH CATEGORY; IF NONE, PLEASE ENTER "0")*

1987 FALL TERM: FULL-TIME INSTRUCTIONAL FACULTY

	<u>Minority</u>		<u>Nonminority</u>	
	<u>Men</u>	<u>Women</u>	<u>Men</u>	<u>Women</u>
Professor	_____	_____	_____	_____
Associate Professor	_____	_____	_____	_____
Assistant Professor	_____	_____	_____	_____
Instructor	_____	_____	_____	_____
Lecturer	_____	_____	_____	_____
Other full-time instructional faculty, including no academic ranks	_____	_____	_____	_____
TOTAL	_____	_____	_____	_____

7. How many full-time instructional faculty did your department have in each of the following categories?

*(PLEASE ENTER A NUMBER IN EACH CATEGORY; IF NONE, PLEASE ENTER "0")*

Number on the staff during the 1986 Fall Term: \_\_\_\_\_  
*(NOTE: Nineteen eighty-six)*

Number who retired between the beginning of the 1986 Fall Term and the beginning of the 1987 Fall Term: \_\_\_\_\_

Number who left the institution between the beginning of the 1986 Fall Term and the beginning of the 1987 Fall Term, for reasons other than retirement: \_\_\_\_\_

Number on the staff at the beginning of the 1987 Fall Term who were hired since the beginning of the 1986 Fall Term: \_\_\_\_\_



**FULL-TIME INSTRUCTIONAL FACULTY** (continued)

**IF NO TENURE SYSTEM, PLEASE SKIP TO QUESTION 13, ON PAGE 6.**

8. During the 1986-87 academic year, how many instructional faculty in your department were considered for tenure, and how many were granted tenure?

*(PLEASE ENTER A NUMBER IN EACH CATEGORY; IF NONE, PLEASE ENTER "0")*

Number considered for tenure: \_\_\_\_\_

Number granted tenure: \_\_\_\_\_

9. During the 1986 and 1987 Fall Terms, how many tenured and tenure-track instructional faculty did your department have?

*(PLEASE ENTER A NUMBER IN EACH CATEGORY; IF NONE, PLEASE ENTER "0")*

	<u>1986 Fall Term</u>	<u>1987 Fall Term</u>
Tenured instructional faculty:	_____	_____
Tenure-track (but not tenured) instructional faculty:	_____	_____

10. How many **tenured** instructional faculty (if any) left your department for each of the following reasons between the beginning of the 1986 Fall Term and the beginning of the 1987 Fall Term?

*(PLEASE ENTER A NUMBER IN EACH CATEGORY; IF NONE, PLEASE ENTER "0")*

Through retirement: \_\_\_\_\_

To assume another position: \_\_\_\_\_

Formally removed for cause (e.g, for  
neglect of duty, incompetence, moral  
turpitude, fraud, or insubordination): \_\_\_\_\_

Dismissed because of institutional  
budget pressures or program closures: \_\_\_\_\_

For other reasons (e.g., death,  
disability): \_\_\_\_\_

**FULL-TIME INSTRUCTIONAL FACULTY** (continued)

11. Is there a maximum number of years an instructional faculty member can be on a tenure track and not receive tenure in your department?

(PLEASE CIRCLE ONE NUMBER AND SPECIFY THE MAXIMUM, IF APPLICABLE)

Yes ..... 1  
MAXIMUM: \_\_\_\_\_  
No..... 2

12. Does your institution or department currently have an upper limit (either formal or informal) on the percentage of full-time instructional faculty in your department who are tenured?

(PLEASE CIRCLE ONE NUMBER AND SPECIFY PERCENTAGE, IF APPLICABLE)

Yes ..... 1  
UPPER LIMIT: \_\_\_\_\_ %  
No..... 2

13. During the 1987 Fall Term, for how many unfilled full-time instructional faculty positions in your department were candidates being recruited? *Please include positions that were temporarily filled by teaching assistants, or by faculty with adjunct, acting, or visiting appointments.*

(PLEASE SPECIFY; IF NONE, PLEASE ENTER "0")

\_\_\_\_\_

IF NONE, SKIP TO QUESTION 15

14. For which of the following reasons did your department have these unfilled positions?

(PLEASE CIRCLE ALL THAT APPLY)

Unable to locate qualified applicants ..... 1  
Qualified applicants would not accept our terms  
of employment (e.g., salary, location, etc.) ..... 2  
Resources not available for hiring ..... 3  
Declining enrollment..... 4  
Decided to fill position with part-timer(s) ..... 5  
Vacancy occurred too late to fill position ..... 6  
Other reasons (PLEASE SPECIFY BELOW) ..... 7

\_\_\_\_\_  
\_\_\_\_\_

**FULL-TIME INSTRUCTIONAL FACULTY** (continued)

15. Generally speaking, how important is each of the following factors in granting tenure in your department?

(PLEASE CIRCLE ONE NUMBER FOR EACH FACTOR)

	<u>Not important</u>	<u>Somewhat important</u>	<u>Very important</u>
Quality of teaching	1	2	3
Quality of research	1	2	3
Number of publications	1	2	3
Quality of publications	1	2	3
Institutional activities or service	1	2	3
Community or professional service	1	2	3
Reputation in their professional field	1	2	3
Reputation of graduate institution/program (i.e., where highest degree was awarded)	1	2	3
Highest degree	1	2	3
Affirmative Action or Equal Employment Opportunity (EEO) considerations	1	2	3
Candidate's ability to obtain outside funding	1	2	3
"Fit" with this department or institution	1	2	3
"Fit" with student body	1	2	3

Other important factors in the tenure decision  
(PLEASE SPECIFY BELOW)

---



---

**FULL-TIME INSTRUCTIONAL FACULTY** (continued)

16. In practice, at what level is each of the following decisions most often made?

(PLEASE CIRCLE ONE NUMBER FOR EACH ITEM)

	<u>LEVEL AT WHICH DECISION IS MADE MOST</u>				
	<u>OFTEN:</u>				
	Department chair or <u>faculty</u>	College/school (within larger <u>institution</u> )	<u>Institution</u>		Does not <u>Other</u> *
a. Selection of a given individual for a full-time instructional faculty position	1	2	3	4	0
b. Decision to grant tenure	1	2	3	4	0
c. Decision to deny tenure	1	2	3	4	0
d. Decision to grant a promotion in rank	1	2	3	4	0
e. Decision to give a merit raise	1	2	3	4	0

\*PLEASE SPECIFY "OTHER"

RESPONSES: \_\_\_\_\_

---



---

17. Are any of your department's full-time instructional faculty legally represented by a union (or other association) for purposes of collective bargaining?

(PLEASE CIRCLE ONE NUMBER AND SPECIFY PERCENT, IF APPLICABLE)

Yes..... 1  
WHAT PERCENT? \_\_\_\_\_ %  
No ..... 2

**FULL-TIME INSTRUCTIONAL FACULTY** (continued)

18. Generally speaking, how important is each of the following factors in hiring full-time entry-level instructional faculty in your department? (*If you have a tenure system, please answer for entry-level tenure track faculty.*)

(PLEASE CIRCLE ONE NUMBER FOR EACH FACTOR)

	<u>Not important</u>	<u>Somewhat important</u>	<u>Very important</u>
Extent of teaching experience	1	2	3
Quality of teaching	1	2	3
Extent of research experience	1	2	3
Quality of research	1	2	3
Number of publications	1	2	3
Quality of publications	1	2	3
Community or professional service	1	2	3
Reputation in their professional field	1	2	3
Reputation of graduate institution/program (i.e., where highest degree was awarded)	1	2	3
Highest degree	1	2	3
Academic record	1	2	3
Affirmative Action or Equal Employment Opportunity (EEO) considerations	1	2	3
Candidate's ability to obtain outside funding	1	2	3
Related job experience	1	2	3
Salary requirements	1	2	3
Programmatic needs	1	2	3
"Fit" with this department or institution	1	2	3
"Fit" with student body	1	2	3

Other important factors in hiring entry-level full-time  
instructional faculty  
(PLEASE SPECIFY BELOW)

---



---

**FULL-TIME INSTRUCTIONAL FACULTY** (continued)

19. In which of the following ways, if any, is the teaching performance of full-time faculty assessed in your department?

*(PLEASE CIRCLE ALL THAT APPLY)*

Evaluations by students.....	1
Student test scores.....	2
Student placement or honors.....	3
Other measures of student performance.....	4
Department/division chair evaluations .....	5
Dean evaluations .....	6
Peer evaluations .....	7
Self evaluations .....	8
Other (PLEASE SPECIFY BELOW) .....	9

---

Teaching performance <u>not</u> assessed for full-time faculty .....	0
---	---

**FULL-TIME INSTRUCTIONAL FACULTY** (continued)

20. Listed below are some ways that institutions may use discretionary funds for the professional development of faculty members. For each, please indicate whether it is:

- Not available to any of your department's full-time instructional faculty,
- Available only to full-time instructional faculty in your department who have a certain rank, tenure, or years of service, OR
- Available to full-time instructional faculty in your department with no rank, tenure, or years of service restrictions.

(PLEASE CIRCLE ONE NUMBER FOR EACH ITEM)

<u>Discretionary funding for:</u>	<u>NOT AVAILABLE</u>	<u>AVAILABLE TO FULL-TIME FACULTY:</u>	
	<u>TO ANY FULL-TIME FACULTY</u>	<u>Some rank, tenure, years of service restrictions</u>	<u>No rank, tenure, years of service restrictions</u>
Tuition remission (to faculty themselves) at this or other institutions	1	2	3
Professional association memberships	1	2	3
Registration fees, etc. for workshops, conferences, etc.	1	2	3
Professional travel	1	2	3
Sabbatical leave	1	2	3
Training to improve research skills	1	2	3
Training to improve teaching skills	1	2	3
Paid leave to gain work experience	1	2	3
Retraining for fields In higher demand	1	2	3

## **PART-TIME INSTRUCTIONAL FACULTY**

### **PLEASE READ:**

*By part-time instructional faculty, we mean those members of your department's instruction/research staff who are employed part-time in your department and whose regular assignment in your department includes instruction.*

### **Include:**

- *Regular part-time instructional faculty.*
- *Those who contribute their services, such as members of religious orders.*
- *Part-time replacements for faculty on sabbatical leave or leave without pay.*
- *Others with part-time adjunct, acting, or visiting appointments.*

### **Do not include:**

- *Faculty on leave without pay.*
- *Teaching assistants.*

21. During the 1987 Fall Term, did your department have any part-time instructional faculty (as defined above)?

Yes . . . . . 1

No . . . . . 2 → SKIP TO END

22. During the 1987 Fall Term, how many part-time instructional faculty did your department have?  
(PLEASE GIVE YOUR BEST ESTIMATE IF "HARD" DATA ARE NOT AVAILABLE)

\_\_\_\_\_

23. How many of these part-timers (as indicated in Question 22) had adjunct, acting, or visiting appointments?  
(PLEASE GIVE YOUR BEST ESTIMATE IF "HARD" DATA ARE NOT AVAILABLE)

\_\_\_\_\_



**PART-TIME INSTRUCTIONAL FACULTY** (continued)

24. During the 1987 Fall Term, how many student teaching assistants did your department have?  
*Note: These individuals should not appear in your other counts of part-time instructional faculty.*  
(PLEASE GIVE YOUR BEST ESTIMATE IF "HARD" DATA ARE NOT AVAILABLE)

\_\_\_\_\_

25. Does your institution have a tenure system for any of your department's part-time instructional faculty?

Yes . . . . . 1

No . . . . . 2

26. Please indicate below the number of your department's part-time instructional faculty members by sex and race (minority/nonminority) during the 1987 Fall Term.

*If there are no academic ranks in your department, please complete only the line for "other part-time instructional faculty".*

*NOTE: By "minority," we mean American Indian, Aleut, Eskimo, Asian, Pacific Islander, black, and Hispanic.*

*(PLEASE ENTER A NUMBER IN EACH CATEGORY; GIVE YOUR BEST ESTIMATE IF "HARD" DATA ARE NOT AVAILABLE; IF NONE, PLEASE ENTER "0")*

1987 FALL TERM: PART-TIME INSTRUCTIONAL FACULTY				
	Minority		Nonminority	
	Men	Women	Men	Women
Professor	_____	_____	_____	_____
Associate Professor	_____	_____	_____	_____
Assistant Professor	_____	_____	_____	_____
Instructor	_____	_____	_____	_____
Lecturer	_____	_____	_____	_____
Other part-time instructional faculty, including no academic ranks	_____	_____	_____	_____
TOTAL	_____	_____	_____	_____

**PART-TIME INSTRUCTIONAL FACULTY** (continued)

27. Generally speaking, how important is each of the following factors in selecting part-time instructional faculty in your department?

(PLEASE CIRCLE ONE NUMBER FOR EACH FACTOR)

	<u>Not important</u>	<u>Somewhat important</u>	<u>Very important</u>
Extent of teaching experience	1	2	3
Quality of teaching	1	2	3
Extent of research experience	1	2	3
Quality of research	1	2	3
Number of publications	1	2	3
Quality of publications	1	2	3
Community or professional service	1	2	3
Reputation in their professional field	1	2	3
Reputation of graduate institution/program (i.e., where highest degree was awarded)	1	2	3
Highest degree	1	2	3
Academic record	1	2	3
Affirmative Action or Equal Employment Opportunity (EEO) considerations	1	2	3
Candidate's ability to obtain outside funding	1	2	3
Related job experience	1	2	3
Salary requirements	1	2	3
Programmatic needs	1	2	3
"Fit" with this department or institution	1	2	3
"Fit" with student body	1	2	3

Other important factors in hiring part-time  
instructional faculty (PLEASE SPECIFY  
BELOW)

---



---

**PART-TIME INSTRUCTIONAL FACULTY** (continued)

28. In practice, at what level is each of the following decisions most often made?  
(PLEASE CIRCLE ONE NUMBER FOR EACH ITEM)

	<u>LEVEL AT WHICH DECISION IS MADE MOST OFTEN:</u>				<u>Does not apply</u>
	<u>Department chair or faculty</u>	<u>College/school (within larger institution)</u>	<u>Institution</u>	<u>Other*</u>	
a. Selection of a given individual for a part-time instructional faculty position	1	2	3	4	0
b. Decision to grant a promotion in rank to a part-time instructional faculty member	1	2	3	4	0
c. Decision to give a merit raise to a part-time instructional faculty member	1	2	3	4	0

\*PLEASE SPECIFY "OTHER"

RESPONSES: \_\_\_\_\_

29. Are any of your department's part-time instructional faculty legally represented by a union (or other association) for purposes of collective bargaining?  
(PLEASE CIRCLE ONE NUMBER AND SPECIFY PERCENT, IF APPLICABLE)

Yes ..... 1  
WHAT PERCENT? \_\_\_\_\_%

No ..... 2

**PART-TIME INSTRUCTIONAL FACULTY** (continued)

30. Generally speaking, how important is each of the following factors in decisions about retaining part-time instructional faculty in your department?

(PLEASE CIRCLE ONE NUMBER FOR EACH FACTOR)

	<u>Not important</u>	<u>Somewhat important</u>	<u>Very important</u>
Quality of teaching	1	2	3
Quality of research	1	2	3
Number of publications	1	2	3
Quality of publications	1	2	3
Institutional activities or service	1	2	3
Community or professional service	1	2	3
Reputation in their professional field	1	2	3
Reputation of graduate institution/program (i.e., where highest degree was awarded)	1	2	3
Highest degree	1	2	3
Affirmative Action or Equal Employment Opportunity (EEO) considerations	1	2	3
Programmatic needs	1	2	3
"Fit" with this department or institution	1	2	3
"Fit" with student body	1	2	3

Other important factors in retaining part-  
time instructional faculty  
(PLEASE SPECIFY BELOW)

---



---

**PART-TIME INSTRUCTIONAL FACULTY** (continued)

31. Listed below are some ways that departments may use discretionary funds for the professional development of faculty members. Please indicate which are available to any of your department's **part-time** instructional faculty.

(PLEASE CIRCLE ALL THAT APPLY)

Tuition remission (to faculty themselves) ....	1
Professional association memberships .....	2
Registration fees, etc. for workshops, conferences, etc. ....	3
Professional travel .....	4
Sabbatical leave .....	5
Training to improve research skills .....	6
Training to improve teaching skills .....	7
Paid leave to gain work experience .....	8
Retraining for fields in higher demand .....	9
None of the above .....	0

32. In which of the following ways, if any, is the teaching performance of **part-time** faculty assessed in your department?

(PLEASE CIRCLE ALL THAT APPLY)

Evaluations by students .....	1
Student test scores .....	2
Student placement or honors .....	3
Other measures of student performance .....	4
Department/division chair evaluations .....	5
Dean evaluations .....	6
Peer evaluations .....	7
Self evaluations .....	8
Other (PLEASE SPECIFY BELOW) .....	9

---

Teaching performance not assessed  
for part-time faculty .....

0

**THANK YOU VERY MUCH FOR YOUR PARTICIPATION**

Please return this completed questionnaire in the enclosed franked envelope to:

National Survey of Postsecondary Faculty

SRI International

P.O. Box 2124

Menlo Park, CA 94025-2124



## **Appendix F**

### **NSOPF-93 Critical Items for Faculty and Institution Questionnaires**





## NSOPF-93 Critical Items

### Faculty Questionnaire

_1	Had any instructional duties during in Fall 1992 term
_1A	Did instructional duties relate to for-credit courses?
A4	Employed full- or part-time
A7	Tenure status at institution
A9	Academic rank, title or position
A12A	Principal field or discipline of teaching
A13A	Principal field or discipline of research
B16A1	Highest degree held
B16C1	Field code of highest degree
C22A	Number of for-credit classes taught in Fall 1992
C23A1B	Discipline of first for-credit class taught
C23B1B	Discipline of second for-credit class taught
C23C1B	Discipline of third for-credit class taught
C23D1B	Discipline of fourth for-credit class taught
C23E1B	Discipline of fifth for-credit class taught
C23A2B	Credit hours of first for-credit class taught
C23B2B	Credit hours of second for-credit class taught
C23C2B	Credit hours of third for-credit class taught
C23D2B	Credit hours of fourth for-credit class taught
C23E2B	Credit hours of fifth for-credit class taught
C23A2E	Number of students enrolled in first for-credit class taught
C23B2E	Number of students enrolled in second for-credit class taught
C23C2E	Number of students enrolled in third for-credit class taught
C23D2E	Number of students enrolled in fourth for-credit class taught
C23E2E	Number of students enrolled in fifth for-credit class taught
C23A3	Primary level of students in first for-credit class taught
C23B3	Primary level of students in second for-credit class taught
C23C3	Primary level of students in third for-credit class taught
C23D3	Primary level of students in fourth for-credit class taught
C23E3	Primary level of students in fifth for-credit class taught
C28	Current professional research, writing or creative works
F51	Respondent's gender
F52A	Month of respondent's birth
F52B	Year of respondents's birth
F53A	Respondent's race
F53AA	Is respondent Asian-Pacific Islander?
F54	Is respondent Hispanic?
F54AA	Background of Hispanic origin
F57A	Respondent's citizenship status
F57C	Country of present citizenship if resident immigrant

## NSOPF-93 Critical Items

### Institution Questionnaire

A1A	Current percentage of full-time instructional faculty/staff
A1B	Current percentage of part-time instructional faculty/staff
A1C	Current percentage of full-time non-instructional faculty/staff
A1D	Current percentage of full-time non-instructional faculty/staff
B2A	Current total permanent full-time instructional faculty/staff
B2B	Current total permanent full-time instructional faculty/staff hired in last year
B2C	No. of permanent full-time instructional faculty/staff who retired in last year
B2D	No. of permanent full-time instructional faculty/staff downsized in the last yr.
B2E	No. of perm. full-time instr. faculty/staff who left for any reason in last year
B2F	Total permanent full-time instructional faculty/staff one year ago
B6A	Current number of tenured faculty
B6B	Current number of tenure-track faculty
B6C	Tenured faculty one year ago
B14	Average percentage of instructional faculty/staff salary contributed to benefits
C30	Avg. percentage of non-instructional faculty/staff salary contributed to benefits

## **Appendix G**

### **NSOPF-93 Derived Variables**

#### **Documentation of Derived Variable Creation**

**Exhibit G-1: Discipline Crosswalk, NSOPF 1988-1993**

**Exhibit G-2: Derived Variable Crosswalk to NSOPF-88**



# **1993 National Study of Postsecondary Faculty**

## **Documentation of Derived Variable Creation**

### **Institution-level derived variables**

#### ***X01\_0***

Institution strata (matches NSOPF-88 categories)

##### **CODE:**

- 1=Public research (I\_AFF=1, I\_CNG=11 or 12)
- 2=Private research (I\_AFF=2, I\_CNG=11 or 12)
- 3=Public doctoral, including medical (I\_AFF=1, I\_CNG=13 or 14 or 52)
- 4=Private doctoral, including medical (I\_AFF=2, I\_CNG=13 or 14 or 52)
- 5=Public comprehensive (I\_AFF=1, I\_CNG=21 or 22)
- 6=Private comprehensive (I\_AFF=2, I\_CNG=21 or 22)
- 7=Liberal arts (I\_CNG=31 or 32)
- 8=Public two-year (I\_AFF=1, I\_CNG=40)
- 9=Other, includes religious and other specialized institutions, except medical; private 2-year institutions not included (I\_CNG=51, 53-65)

#### **Description of the Derived Variable:**

This derived variable was created to indicate the modified 1987 Carnegie classification for the institutions sampled for NSOPF-93. The *X01\_0* categories match the NSOPF-88 categories used in some NCES publications. A modified Carnegie system was used to stratify institutions by control (public and private) and type (research, other Ph.D., comprehensive, liberal arts, medical, two-year, religious, other and unknown.) Specific Carnegie classifications are defined at *X05\_0*. (Note: Private two-year schools are not included in any of the individual categories).

#### **Control**

I\_AFF=1 — Public  
I\_AFF=2 — Private

#### **Type**

I\_CNG=11 or 12 — Research  
I\_CNG=13 or 14 — Other Ph.D.  
I\_CNG=21 or 22 — Comprehensive  
I\_CNG=31 or 32 — Liberal arts  
I\_CNG=40 — Two-year college  
I\_CNG=51 — Religious  
I\_CNG=52 — Medical  
I\_CNG=53 to 65 — Other

For NSOPF-93 institutions with unknown Carnegie classifications, the value of *X01\_0* was individually assigned based on information available from IPEDS.

## ***X02\_0***

Institution strata (modified NSOPF-88 categories)

### **CODE:**

- 1=Public research (I\_AFF=1, I\_CNG=11 or 12)
- 2=Private research (I\_AFF=2, I\_CNG=11 or 12)
- 3=Public doctoral, including medical (I\_AFF=1, I\_CNG=13 or 14 or 52)
- 4=Private doctoral, including medical (I\_AFF=2, I\_CNG=13 or 14 or 52)
- 5=Public comprehensive (I\_AFF=1, I\_CNG=21 or 22)
- 6=Private comprehensive (I\_AFF=2, I\_CNG=21 or 22)
- 7=Private liberal arts (I\_AFF=2, I\_CNG=31 or 32)
- 8=Public two-year (I\_AFF=1, I\_CNG=40)
- 9=Other, including private 2-year institutions, public liberal arts institutions and religious and other specialized institutions, except medical (I\_AFF=1 and I\_CNG=31 or 32, I\_AFF=2 and I\_CNG=40, I\_CNG=51, 53-65)

### **Description of the Derived Variable:**

This variable is a modification of *X01\_0*. The categories for Codes 1-6 and 8 correspond to categories used in NSOPF-88 (as in *X01\_0*). Code 7, previously labeled "liberal arts", has been modified to include only private liberal arts institutions. Code 9, "other", now includes public liberal arts, private two-year institutions, and religious and other specialized institutions. (Specific Carnegie classifications are defined at *X05\_0*.) This variable creates the "institution type and control" stratification used in tables in the NCES reports *Institutional Policies and Practices Regarding Faculty in Higher Education* [NCES 97-080] and *Instructional Faculty and Staff in Higher Education Institutions: Fall 1987 and Fall 1992* [NCES 97-470].

For NSOPF-93 institutions with unknown Carnegie classifications, the value of *X02\_0* was individually assigned based on information available from IPEDS.

#### ***X04\_0***

Institution strata (modified NSOPF-93 sampling strata; unknown private and unknown public eliminated; stratum 15 split into 3 strata: public research, private research, public other Ph.D.)

##### **CODE:**

- 1=Private other Ph.D.
- 2=Public comprehensive
- 3=Private comprehensive
- 4=Public liberal arts
- 5=Private liberal arts
- 6=Public medical
- 7=Private medical
- 8=Private religious
- 9=Public two year
- 10=Private two year
- 11=Public other
- 12=Private other
- 13=Public research
- 14=Private research
- 15=Public other Ph.D.

##### **Description of the Derived Variable:**

This variable is a modification of the sampling strata of the NSOPF-93 institutions. A modified 1987 Carnegie classification system was used to stratify institutions by type and control. (Specific Carnegie classifications are defined at *X05\_0*.) There were two levels of control, public and private, and nine types: research, other Ph.D., comprehensive, liberal arts, medical, religious, two-year schools, other, and unknown. The unknown sampling strata (stratum 13 and stratum 14 in the ISTRATUM sampling variable on the data file) for institutions for which a Carnegie classification was not available have been eliminated for this derived variable. There are no public religious institutions. Three of the cells, public research, private research, and public "other Ph.D.", were sampled at 100%, and grouped together in the "certainty" stratum (stratum 15 in the ISTRATUM sampling variable on the data file). Because this stratum does not contain a grouping of analytic interest, the sampling strata for this derived variable have been modified so that institutions previously contained in the "certainty" stratum are split into 3 separate strata:

- Public research
- Private research
- Public other Ph.D.

### ***X05\_0***

Institution by Carnegie classification I or II (1987) (public or private sort eliminated)

**CODE:**

- 1=Research I
- 2=Research II
- 3=Doctoral I
- 4=Doctoral II
- 5=Comprehensive I
- 6=Comprehensive II
- 7=Liberal arts I
- 8=Liberal arts II
- 9=Two year
- 10=Other

Description of the Derived Variable:

This variable sorts institutions sampled for NSOPF-93 according to their specific Carnegie classification (rather than the modified 1987 Carnegie classification system utilized in *X01\_0*, which sorted institutions according to their public or private designation). These Carnegie classifications incorporate information from the Carnegie Foundation's *1994 Classification of Institutions of Higher Education*. (The institution sample was stratified following the 1987 Carnegie classifications, as noted in Chapter 3.) The 1994 Carnegie classifications are as follows:

- Research I: offer a full range of baccalaureate through doctoral programs, award 50 or more doctoral degrees each year, give high priority to research and receive \$40 million or more in federal support annually
- Research II: offer a full range of baccalaureate through doctoral programs, award 50 or more doctoral degrees each year, give high priority to research and receive between \$15.5 and \$40 million in federal support annually
- Doctoral I: offer a full range of baccalaureate through doctoral programs and award at least 40 doctoral degrees annually in five or more disciplines
- Doctoral II: offer a full range of baccalaureate through doctoral programs and award at least 10 doctoral degrees annually in three or more disciplines, or 20 or more doctoral degrees in one or more disciplines
- Comprehensive I: offer a full range of baccalaureate through master's degree programs and award 40 or more master's degrees annually in three or more disciplines
- Comprehensive II: offer a full range of baccalaureate through master's degree programs and award 20 or more master's degrees annually in one or more disciplines
- Liberal arts (or baccalaureate colleges) I:  
offer primarily undergraduate degrees, award 40% or more of their baccalaureate degrees in liberal arts fields and are restrictive in admissions



Liberal arts (or baccalaureate colleges) II:

offer primarily undergraduate degrees, award less than 40% of their baccalaureate degrees in liberal arts fields and are less restrictive in admissions

Two year (associate of arts colleges):

offer primarily associate of arts certificate or degree programs, and with few exceptions, do not offer baccalaureate degrees (this group includes community, junior and technical colleges)

Other: offer degrees ranging from the bachelor's to the doctoral, with at least 50% of the degrees awarded in a single discipline (including institutions whose primary purpose is to offer religious instruction or train members of the clergy; medical schools and medical centers who award most of their professional degrees in medicine and in some instances, in other health professional programs; other separate health professional schools that award most of their degrees in fields such as chiropractic, nursing, pharmacy or podiatry; schools of engineering and technology; schools of business and management; schools of art, music and design; schools of law; teachers colleges; other specialized institutions such as graduate centers, maritime academies, military institutions and institutions that do not fit other classifications; tribal colleges and universities, primarily tribally contracted and located on reservations).

For NSOPF-93 institutions with unknown Carnegie classifications, the value of *X05\_0* was individually assigned based on information available from IPEDS.

#### ***X06\_0***

Institution type (1991-92 IPEDS and modified Carnegie)

CODE:

1=Four year (I\_TYP=4)

2=Two year (I\_TYP=2)

#### **Description of the Derived Variable:**

This derived variable was created to reflect the type of institution (two- or four-year) sampled for NSOPF-93.

#### ***X07\_0***

Institution control (1991-92 IPEDS and modified Carnegie)

CODE:

1=Public (I\_AFF=1)

2=Private (I\_AFF=2)

#### **Description of the Derived Variable:**

This derived variable was created to reflect the public or private status of the NSOPF-93 institution.

***X08\_0***

Institution strata (NSOPF-88 categories modified further)

**CODE:**

- 1=Four-year public doctoral (medical schools and research institutions)
- 2=Four-year private doctoral (medical schools and research institutions)
- 3=Four-year public non-doctoral (comprehensive, liberal arts, and other specialized institutions)
- 4=Four-year private non-doctoral (comprehensive, liberal arts, and other specialized institutions)
- 5=Two-year public
- 6=Two-year private

**Description of the Derived Variable:**

This derived variable is a modification of *X01\_0*. For this derived variable, institutions are grouped by four-year and two-year designations, by control (public and private), and by types of degrees offered (doctoral and non-doctoral).

For NSOPF-93 institutions with unknown Carnegie classifications (defined at *X05\_0*), the value of *X08\_0* was individually assigned based on information available from IPEDS.

***X09\_0***

Institution strata (NSOPF-88 and modified 1994 Carnegie)

**CODE:**

- 1=Public research
- 2=Private research
- 3=Public doctoral-including medical
- 4=Private doctoral-including medical
- 5=Public comprehensive
- 6=Private comprehensive
- 7=Private liberal arts
- 8=Public two-year
- 9=Other

**Description of the Derived Variable:**

This variable was created to reflect the 1994 Carnegie classification and public or private status of each NSOPF-93 institution. The categories correspond to the modified 1988 NSOPF categories at *X02\_0*.

For NSOPF-93 institutions with unknown Carnegie classifications, the value of *X09\_0* was individually assigned based on information available from IPEDS.

***X10\_0***

Ratio of FTE enrollment/FTE faculty

CODE:

(open-ended)

**Description of the Derived Variable:**

This variable was created by NCES from 1991-92 IPEDS data to show the ratio of FTE enrollment to FTE faculty at NSOPF-93 institutions. These terms are defined as follows:

Full-time equivalent (FTE) enrollment: The sum of the number of full-time students and the full-time equivalency of part-time students.

Full-time equivalent (FTE) of part-time enrollment: A numeric conversion through which a student attending part-time is considered some fraction of a full-time student. The actual fractions used were:

.38 for part-time undergraduates and graduate students

.50 for first-professional students

Full-time equivalent (FTE) faculty: The sum of the number of full-time faculty and the full-time equivalency of part-time faculty.

Full-time equivalent (FTE) of part-time faculty: A numeric conversion through which a faculty member employed part-time is considered some fraction of a faculty member employed full-time. The actual fraction used was .56.

***X11\_0***

Institution size: Number of full- and part-time undergraduate students enrolled

CODE:

(open-ended)

**Description of the Derived Variable:**

This derived variable was created by NCES from 1991-92 IPEDS data to show the number of undergraduate students enrolled in courses for credit at NSOPF-93 institutions.

Undergraduate: A student enrolled in a four-year or five-year bachelor's degree program, in an associate's degree program, or in a vocational or technical program below the baccalaureate, or any other student that is not seeking a degree but is enrolled in courses for credit.

***X12\_0***

Institution size collapsed: Number of full- and part-time under-graduate students enrolled

CODE:

(ranges)

**Description of the Derived Variable:**

This derived variable was created by NCES to recode the continuous categories at *X11\_0* into five ranges.

***X13\_0***

Institution size: FTE undergraduate enrollment

CODE:

(open-ended)

**Description of the Derived Variable:**

This variable was created by NCES from 1991-92 IPEDS data to show FTE undergraduate enrollment at NSOPF-93 institutions.

FTE: Full-time equivalency of undergraduate students as defined at *X10\_0*.

Undergraduate: A student enrolled in a four-year or five-year bachelor's degree program, in an associate's degree program, or in a vocational or technical program below the baccalaureate, or any other student that is not seeking a degree but is enrolled in courses for credit.

***X14\_0***

Institution size collapsed: FTE undergraduate enrollment

CODE:

(ranges)

**Description of the Derived Variable:**

This variable was created by NCES to recode the continuous categories at *X13\_0* into five ranges.

***X15\_0***

Institution size: Number of first-professional students enrolled

CODE:

(open-ended)

**Description of the Derived Variable:**

This derived variable was created by NCES from 1991-92 IPEDS data to show the number of first-professional students enrolled at NSOPF-93 institutions.

First-professional student: A student enrolled in any of the following degree programs:

Chiropractic (D.C. or D.C.M.)	Pharmacy (D.Pharm.)
Dentistry (D.D.S. or D.M.D.)	Podiatry (Pod.D. or D.P.)
Medicine (M.D.)	Veterinary Medicine (D.V.M.)
Optometry (O.D.)	Law (L.L.B., J.D.)
Osteopathic Medicine (D.O.)	Theology (M.Div. or M.H.L. or B.D.)

***X16\_0***

Institution size collapsed: Number of first-professional students enrolled

CODE:

(ranges)

Description of the Derived Variable:

This derived variable was created by NCES to recode the continuous categories at *X15\_0* into five ranges.

***X17\_0***

Institution size: FTE first-professional enrollment

CODE:

(open-ended)

Description of the Derived Variable:

This derived variable was created by NCES from 1991-92 IPEDS data to show the number of FTE first-professional students enrolled at NSOPF-93 institutions.

FTE: Full-time equivalency of first-professional students as defined at *X10\_0*.

First-professional student: A student enrolled in any of the following degree programs:

Chiropractic (D.C. or D.C.M.)	Pharmacy (D.Pharm.)
Dentistry (D.D.S. or D.M.D.)	Podiatry (Pod.D. or D.P.)
Medicine (M.D.)	Veterinary Medicine (D.V.M.)
Optometry (O.D.)	Law (L.L.B., J.D.)
Osteopathic Medicine (D.O.)	Theology (M.Div. or M.H.L. or B.D.)

***X18\_0***

Institution size collapsed: FTE first-professional enrollment

CODE:

(ranges)

Description of the Derived Variable:

This derived variable was created by NCES to recode the continuous categories at *X17\_0* into five ranges.

***X19\_0***

Institution size: Number of graduate students enrolled

CODE:

(open-ended)

**Description of the Derived Variable:**

This variable was created by NCES from 1991-92 IPEDS data to show the total enrollment of graduate students at NSOPF-93 institutions.

Graduate student: A student who holds a bachelor's or first-professional degree, or equivalent, and is taking courses for credit at the post-baccalaureate level. These students may or may not be enrolled in a graduate degree program.

***X20\_0***

Institution size collapsed: Number of graduate students enrolled

CODE:

(ranges)

**Description of the Derived Variable:**

This derived variable was created by NCES to recode the continuous categories at *X19\_0* into five ranges.

***X21\_0***

Institution size: FTE graduate enrollment

CODE:

(open-ended)

**Description of the Derived Variable:**

This derived variable was created by NCES from 1991-92 IPEDS data to show the number of FTE graduate students at NSOPF-93 institutions.

FTE: Full-time equivalency of graduate students as defined at *X10\_0*.

Graduate student: A student who holds a bachelor's or first-professional degree, or equivalent, and is taking courses for credit at the post-baccalaureate level. These students may or may not be enrolled in a graduate degree program.

***X22\_0***

Institution size collapsed: FTE graduate enrollment

CODE:

(ranges)

**Description of the Derived Variable:**

This derived variable was created by NCES to recode the continuous categories at *X21\_0* into five ranges.

***X23\_0***

Institution size: Total enrollment

CODE:

(open-ended)

**Description of the Derived Variable:**

This derived variable was created by NCES from 1991-92 IPEDS data to show the size of the total student enrollment at NSOPF-93 institutions.

Total enrollment: All students taking courses for credit.

***X24\_0***

Institution size collapsed: Total enrollment

CODE:

(open-ended)

**Description of the Derived Variable:**

This derived variable was created by NCES to recode the continuous categories at *X23\_0* into five ranges.

***X25\_0***

Institution size: Total FTE enrollment

CODE:

(open-ended)

**Description of the Derived Variable:**

This derived variable was created by NCES from 1991-92 IPEDS data to provide the total FTE student enrollment at NSOPF-93 institutions.

Full-time equivalent (FTE) enrollment: The sum of the number of full-time students and the full-time equivalency of part-time students.

Full-time equivalent (FTE) of part-time enrollment: A numeric conversion through which a student attending part-time is considered some fraction of a full-time student. The actual fractions used were:

.38 for part-time undergraduates and graduate students

.50 for part-time first-professional students

***X26\_0***

Institution size collapsed: Total FTE enrollment

CODE:

(ranges)

Description of the Derived Variable:

This derived variable was created by NCES to recode the continuous categories at X25\_0 into five ranges.

***X27\_0***

Minority enrollment: Percent American Indian/Alaskan Native

CODE:

(PERCENTAGE, open-ended)

Description of the Derived Variable:

This derived variable was created by NCES from 1991-92 IPEDS data to provide the percentage of American Indian/Alaskan Native enrollment at each NSOPF-93 institution.

American Indian or Alaskan Native: A person having origins in any of the original peoples of North America and who maintains cultural identification through tribal affiliation or community recognition.

***X28\_0***

Minority enrollment: Percent Asian/Pacific Islander

CODE:

(PERCENTAGE, open-ended)

Description of the Derived Variable:

This derived variable was created from 1991-92 IPEDS data to provide the percentage of Asian/Pacific Islander enrollment at each NSOPF-93 institution.

Asian or Pacific Islander: A person having origins in any of the original peoples of the Far East, Southeast Asia, the Indian Subcontinent, or Pacific Islands. This includes people from China, Japan, Korea, the Philippines, American Samoa, India, and Vietnam.

***X29\_0***

Minority enrollment: Percent Black Non-Hispanic

CODE:

(PERCENTAGE, open-ended)

Description of the Derived Variable:

This derived variable was created from 1991-92 IPEDS data to provide the percentage of Black Non-Hispanic enrollment at each NSOPF-93 institution.

Black, Non-Hispanic: A person having origins in any of the Black racial groups of Africa (except those of Hispanic origins).



***X30\_0***

Minority enrollment: Percent Hispanic

CODE:

(PERCENTAGE, open-ended)

Description of the Derived Variable:

This derived variable was created from 1991-92 IPEDS data to provide the percentage of Hispanic enrollment at each NSOPF-93 institution.

Hispanic: A person of Mexican, Puerto Rican, Cuban, Central or South American or other Spanish culture or origin, regardless of race.

***X31\_0***

Institution expenditures: Instruction

CODE:

(open-ended)

Description of the Derived Variable:

This derived variable was created by NCES from the 1991-92 IPEDS data to show the level of instructional expenditures at NSOPF-93 institutions.

Instruction (expenditures): Expenditures of the colleges, schools, departments, and other instructional divisions of the institution, and expenditures for departmental research and public service that are not separately budgeted. Includes expenditures for credit and non-credit activities. Excludes expenditures for academic administration where the primary function is administration (e.g., academic deans). This category also includes general academic instruction, occupational and vocational instruction, special session instruction, community education, preparatory and adult basic education, and remedial and tutorial instruction conducted by the teaching faculty for the institution's students.

***X32\_0***

Institution expenditures collapsed: Instruction

CODE:

(ranges)

Description of the Derived Variable:

This derived variable was created by NCES to recode the continuous categories at *X31\_0* into five ranges.

**X33\_0**

Institution expenditures: Research

CODE:

(open-ended)

Description of the Derived Variable:

This variable was created by NCES from 1991-92 IPEDS data to show the funds expended for research by NSOPF-93 institutions.

Research (expenditures): Funds expended for activities specifically organized to produce research outcomes and commissioned by an agency either external to the institution or separately budgeted by an organizational unit within the institution.

**X34\_0**

Institution expenditures collapsed: Research

CODE:

(ranges)

Description of the Derived Variable:

This variable was created by NCES to recode the continuous categories at X33\_0 into five ranges.

**X35\_0**

Institution expenditures: Educational and general

CODE:

(open-ended)

Description of the Derived Variable:

This variable was created by NCES from 1991-92 IPEDS data to show the level of educational and general expenditures at NSOPF-93 institutions.

Educational and general (E&G) expenditures: Educational and general expenditures include current fund expenditures for instruction, research, public service, academic support, student services, institutional support, operation and maintenance of plant, scholar-ships and fellowships, and educational and general mandatory transfers. Educational and general expenditures exclude expenditures on auxiliary enterprises, hospitals, and independent operations. Pell Grants are excluded.

**X36\_0**

Institution expenditures collapsed: Educational and general

CODE:

(ranges)

Description of the Derived Variable:

This derived variable was created by NCES to recode the continuous categories at X35\_0 into five ranges.

***X37\_0***

Bureau of Economic Analysis region code

CODE:

0=U.S. service school

1=New England

2=Mid East

3=Great Lakes

4=Plains

5=Southeast

6=Southwest

7=Rocky Mountain

8=Far West

9=Outlying areas

Description of the Derived Variable:

This derived variable was created by NCES from 1991-92 IPEDS data to classify NSOPF-93 institutions according to geographic region, using the nine BEA (Bureau of Economic Analysis) region codes.

## **Faculty questionnaire derived variables**

### ***X01\_1***

Role: Any instructional duties for credit

CODE:

1=Yes (Q1=1, Q1A=1 or 2)

2=No (Q1=1, Q1A=3 or Q1=2)

### **Description of the Derived Variable:**

This variable was created from NSOPF-93 faculty survey data to indicate whether respondents had any instructional duties for credit during the 1992 Fall Term at the institution from which they were sampled. This included teaching one or more courses for credit, or advising or supervising academic activities for credit, e.g. individualized instruction. SAS variables \_1 and \_1A were the basis for this variable. SAS variable \_1 has a value of 1 if a respondent had any instructional duties in the 1992 Fall term, and 2 if they did not. SAS variable \_1A is 1 if all the respondent's instructional duties were related to credit courses, advising, or supervising academic activities for credit; 2 if only some duties were; and 3 if all the respondent's instructional duties were related to non-credit courses, advising, or supervising non-credit academic activities.

In the NCES report *Instructional Faculty and Staff in Higher Education Institutions: Fall 1987 and Fall 1992*, this variable was used to select instructional faculty for comparisons between 1987 and 1992. Those respondents coded “yes” (i.e., X01\_1=1) were selected for the comparisons in that report.

The faculty data file was re-weighted after the release of this publication. Current estimates based upon this variable will not match earlier estimates.

## ***X02\_1***

Role: Specific duties and faculty status

CODE:

- 1=Any instructional duties for credit with faculty status (Q1=1, Q1A=1 or 2, Q3=1)
- 2=Any instructional duties for credit without faculty status (Q1=1, Q1A=1 or 2, Q3=2 or 3)
- 3=Non-instructional duties, mainly research (Q1=2, Q2=2)
- 4=Non-instructional duties, mainly administration (Q1=2, Q2=6 or 9 or above)
- 5=Non-instructional duties, mainly other (Q1=2, Q2 NE 1, 2, or 6 or 9 or above)
- 6=Instructional duties not for credit with faculty status (Q1=1, Q1A=3, Q3=1)
- 7=Instructional duties not for credit without faculty status (Q1=1, Q1A=3, Q3=2 or 3)

### Description of the Derived Variable:

This derived variable was created to indicate faculty status for respondents who had any instructional duties, and the nature of their principal activity (at the institution from which they were sampled), for respondents who had no instructional duties for credit during the 1992 Fall term.

The derived variable was created from SAS variables \_1, \_1A, \_2 and \_3. SAS variable \_1 has a value of 1 if a respondent had any instructional duties, and 2 if they did not. SAS variable \_1A is 1 if all the respondent's instructional duties were related to credit courses, or advising, or supervising academic activities for credit; 2 if only some duties were; and 3 if all the respondent's instructional duties were related to non-credit courses, or advising, or supervising non-credit academic activities. SAS variable \_2 has a value of 1 if the respondent answered teaching was their principal activity; 2 if research; 3 if technical activities; 4 if clinical services; 5 if community/public service; 6 if administration (unspecified), or 9-23 if administration (specified); 7 if the respondent was on sabbatical; 8 if subsidized performer, artist in residence, etc; and 24 for a written response that could not be coded (other). SAS variable \_3 has a value of 1 if the respondent had faculty status, 2 if the respondent did not have faculty status, and 3 if no one had faculty status at the respondent's institution.

Codes 9-23 for SAS variable \_2, created from respondent verbatims entered at code 6 to specify type of administrative activity, are as follows:

- 9=Dean, Acting/Interim/Associate/Assistant Dean
- 10=Chair, Acting/Associate/Assistant Chair
- 11=Director/Head/Coordinator (of a program, group, field of study)
- 12=President, Chief
- 13=Assistant to the President
- 14=Vice President, Associate/Assistant Vice President
- 15=Administrator, Manager
- 16=Chancellor, Provost
- 17=Chaplain
- 18=Advisor, Counselor
- 19=Librarian, Library Director
- 20=Registrar
- 21=Secretary, miscellaneous clerical
- 22=Adjunct (unspecified)
- 23=Athletic Director, Coach

### ***X03\_1***

Role: Duties collapsed

CODE:

1=Any instructional duties for credit

2=Non-instructional duties, mainly research

3=Non-instructional duties, mainly administration

4=Non-credit instructional duties with faculty status or non-instructional duties, mainly other

5=No instructional duties for credit, no faculty status

#### Description of the Derived Variable:

This derived variable was created by recoding derived variable *X02\_1* in order to sort respondents with any instructional duties for credit (regardless of faculty status) from respondents with faculty status who did not have any instructional duties for credit or whose main non-instructional duties were not in research or administration. Respondents with faculty status whose main responsibility was research or administration are sorted into two other categories, and, finally, respondents without faculty status and only non-credit teaching duties are in a separate category.

### ***X04\_1***

Role: Instructional duties by faculty status

CODE:

1=Any instructional duties for credit with faculty status

2=No instructional duties for credit with faculty status

3=Any instructional duties for credit without faculty status

4=No instructional duties for credit, without faculty status

#### Description of the Derived Variable:

This derived variable was created by recoding of derived variable *X02\_1* in order to sort respondents by instructional duties and faculty status.

### ***X05\_1***

Role: Faculty status or instructional duties for credit

CODE:

1=Faculty status or instructional duties for credit

2=Neither faculty status nor instructional duties for credit

#### Description of the Derived Variable:

This derived variable was created by recoding derived variable *X02\_1* to separate respondents who had either faculty status or instructional duties for credit, from respondents who did not have faculty status and whose teaching was all non-credit.

### ***X06\_1***

Role: Duties modified

CODE:

1=Any instructional duties for credit with faculty status

2=Any instructional duties for credit without faculty status

3=Non-instructional duties, mainly research

4=Non-instructional duties, mainly administration

5=Non-credit instructional duties with faculty status and non-instructional duties, mainly other

6=No instruction for credit and no faculty status

#### Description of the Derived Variable:

This derived variable was created by recoding derived variable *X02\_1* in order to separate instructional duties for credit by faculty status and to merge non-credit instructional duties with faculty status, with non-instructional duties other than research or administration. In order to be included in the teaching category an individual had to have some instructional duties for credit.

### ***X07\_1***

Role: Any instruction for credit with teaching as primary activity

CODE:

1=Yes

2=No

#### Description of the Derived Variable:

This derived variable was created to indicate whether the respondent indicated that their primary activity was teaching (based on SAS variable *\_2*) and that at least some of their teaching responsibilities were related to credit courses or advising or supervising academic activities for credit (SAS variable *\_1A*).

### ***X01\_2***

Primary activity, all (non-credit teachers included)

CODE:

1=Teaching (Q2=1)

2=Research (Q2=2)

3=Administration (Q2=6 or 9 or above)

4=Other (Q2 NE 1,2 or 6 or 9 or above)

#### Description of the Derived Variable:

This derived variable was created to indicate each respondent's primary activity at their sampled institution during the 1992 Fall term, based on SAS variable *\_2*. Those respondents who answered that their primary activity was technical activities, clinical service, community/public service, on sabbatical, or other activities were coded as "other" at *X01\_2*. (The values of SAS variable *\_2* appear in the description of derived variable *X02\_1*.)

***X02\_2***

Primary activity, modified

CODE:

1=Teaching (at least some instructional duties for credit)

2=Research

3=Administration

4=Other duties (including non-credit teaching, with faculty status)

**Description of the Derived Variable:**

This derived variable was created by recoding derived variable *X01\_2* to separate non-credit teaching from at least some teaching for credit. Non-credit teaching with faculty status is merged with other non-instructional duties. Non-credit teaching without faculty status is not included in this variable.

***X01A4***

Employment: Part-time faculty position only employment

CODE:

1=Yes (Q4=1 and Q17=1)

2=No (Q4=2, or Q4=1 and Q17=2)

**Description of the Derived Variable:**

This derived variable was created to identify a respondent whose sole employment during the 1992 Fall Term was as a part-time faculty member at their sampled institution, based on responses at SAS variable A4 (full-time/part-time status) and SAS variable B17 (other employment during the 1992 Fall term).

***X01A6***

Employment: Number of years in current position at institution (1993 minus Q6)

CODE:

(NUMBER YEARS, open-ended)

**Description of the Derived Variable:**

This derived variable was created to indicate the number of years a respondent has been at the position held during the 1992 Fall Term at their sampled institution, based on the year began at SAS variable A6.

***X01A7***

Tenure: Tenure status

CODE:

1=Tenured (Q7=1)

2=On tenure track but not tenured (Q7=2)

3=Not on tenure track (Q7=3)

4=No tenure system for respondent's faculty status or no tenure system at institution (Q7=4 or 5)

**Description of the Derived Variable:**

This derived variable was created from SAS variable A7 to indicate tenure status of a respondent during the 1992 Fall Term; codes for "no tenure system for respondent's faculty status" and "no tenure system at this institution" have been merged into one category.



**X02A7**

Tenure: Number of years tenured (1993 minus Q7A)

CODE:

(NUMBER YEARS, Open-ended)

Description of the Derived Variable:

This derived variable was created from SAS variable A7A to provide a calculation of the number of years a respondent has been tenured.

**X01A9**

Academic rank

CODE:

1=Not applicable, no ranks designated at institution (Q9=NA)

2=Full Professor (Q9=1)

3=Associate Professor (Q9=2)

4=Assistant Professor (Q9=3)

5=Instructor (Q9=4)

6=Lecturer (Q9=5)

7=Other ranks (Q9=any "other" category)

Description of the Derived Variable:

This derived variable was created from SAS variable A9 to identify a respondent's academic rank, title or position at their sampled institution or to identify the fact that ranks are not assigned. SAS variable A9 has a value of 1 if the respondent was a full professor, 2 if an associate professor, 3 if an assistant professor, 4 if an instructor, 5 if a lecturer, 6 if an unspecified "other rank", and 7 or above if "other rank" was specified. The reserve code used for NA (not applicable)= -5. Codes 7-25, created from respondent verbatims entered at code 6 to specify type of rank, are as follows:

7=Visiting Faculty/Teacher/or unspecified

8=Professor Emeritus

9=Dean

10=Chairperson

11=Director, Head, Coordinator, Executive

12=Administration, Administrator

13=Management, Supervisor

14=Post-doctoral

15=Research Fellow/Scientist/Professor

16=President, Chancellor

17=Chaplain

18=Counselor, Mentor, Advisor

19=Librarian, Curator

20=Research Associate/Assistant

21=Secretary, miscellaneous clerical

22=Adjunct Faculty/Teacher/or unspecified

23=Coach

24=No title, no rank

25=Other

***X01A10***

Academic rank: Number of years since rank achieved (1993-Q10)

CODE:

(NUMBER YEARS, Open-ended)

**Description of the Derived Variable:**

This derived variable was created to provide a calculation of years since a respondent first achieved the academic rank held in the 1992 Fall term, based on the year entered at SAS variable A10.

***X01A11***

Appointment type

CODE:

1=Regular (Q11 NE 1,2, or 3)

2=Temporary (Q11=1,2, or 3)

**Description of the Derived Variable:**

This derived variable was created to determine the type of appointment held by a respondent at their sampled institution in the Fall of 1992. SAS variables A11\_1 through A11\_7 were used to create this variable. A11\_1=an acting appointment, A11\_2=affiliate or adjunct, A11\_3=visiting, A11\_4=assigned by religious order, A11\_5=clinical, A11\_6=research, and A11\_7=none of the above. A11\_1, A11\_2 or A11\_3 are considered temporary appointments; A11\_4 through A11\_7 are considered regular appointments.

***X02A11***

Appointment type and employment status

CODE:

1=Full-time, regular (Q4=2, Q11 NE 1,2, or 3)

2=Full-time, temporary (Q4=2, Q11=1,2, or 3)

3=Part-time, regular (Q4=1, Q11 NE 1,2, or 3)

4=Part-time, temporary (Q4=1, Q11=1,2, or 3)

**Description of the Derived Variable:**

This derived variable was created to indicate a respondent's type of appointment as well as full- or part-time employment status at their sampled institution, based on SAS variable A4 and derived variable *X01A11*. If SAS variable A4 is 1, the respondent worked part-time. If it is 2, the respondent worked full-time. *X01A11* was used to determine the type of appointment. If *X01A11*=1, the appointment is regular. If *X01A11*=2, the appointment is temporary.

***X01A12***

Program area: Teaching categories (matches NSOPF-88 categories)

CODE:

1=Agriculture and home economics (Q12=100-110, 350; includes agribusiness (101), agricultural sciences (102), renewable resources (103), other agriculture (110), and home economics (350))

2=Business (Q12=160-170; includes business (160), accounting (161), banking and finance (162), business administration and management (163), business administrative support (164), human resources development (165), organizational behavior (166), marketing and distribution (167) and other business (170))

3=Education (Q12=220-250; includes general education (221), basic skills (222), bilingual and cross-cultural education (223), curriculum and instruction (224), education administration (225), education evaluation and research (226), educational psychology (227) special ed. (228), student counseling and personnel services (229) other education (230), teacher education-unspecified (240), pre-elementary (241), elementary (242), secondary (243), adult and continuing (244), other general teacher ed. programs (245) and teacher ed. in specific subjects (250))

4=Engineering (Q12=260-280; includes general, civil, mechanical, chemical, and other engineering (261-270), engineering-related technologies (280))

5=Fine arts (Q12=140-150, includes art history and appreciation (141), crafts (142), dance (143), design (144), dramatic arts (145), film arts (146), fine arts (147), music (148), music history and appreciation (149), and other visual or performing arts (150))

6=Health sciences (Q12=330-340; includes health sciences-unspecified (330), allied health technologies (331), dentistry (332), health services administration (333), medicine (334), nursing (335), pharmacy (336), public health (337), veterinary medicine (338), and other health sciences (340))

7=Humanities (Q12=290-320, 480, 548; includes general English (291), composition (292), American lit. (293), English lit. (294), linguistics (295), speech (296), English as second language (297), other English (300), foreign languages-unspecified (310), Chinese (311), French (312), German (313), Italian (314), Latin (315), Japanese (316), other Asian (317), Russian (318), Spanish (319), other foreign languages (320), philosophy and religion (480), and history (548))

8=Natural sciences (Q12=200-210, 390-440; includes computer science-unspecified (200), computer and information sciences (201), computer programming (202), data processing (203), systems analysis (204), other computer science (210), biological sciences-unspecified (390), biochemistry (391), biology (392), botany (393), genetics (394), immunology (395), microbiology (396), physiology (397), zoology (398), other biological sciences (400), physical sciences-unspecified (410), astronomy (411), chemistry (412), physics (413), geological sciences (414), other physical sciences (420), mathematics (430), and statistics (440))

9=Social sciences (Q12=510, 540-547, 549-560; includes psychology (510), social sciences-unspecified (540), general social sciences (541), anthropology (542), archeology (543), area and ethnic studies (544), demography (545), economics (546), geography (547) international relations (549), political science (550), sociology (551), and other social sciences (560))

10=All other fields (Q12=120-130, 180-190, 360, 370, 380, 450, 460, 470, 490, 500, 520, 530, 570-900; includes architecture (120-130), communications (180-190), industrial arts (360), law (370), library and archival sciences (380), military studies (450), multi-interdisciplinary studies (460), parks and recreation (470), theology (490), protective services (500), public affairs (520), science technologies (530), vocational training (570), construction trades (600-610), consumer services (620-630), mechanics and repairers (640-644), precision production (660-670), transportation (680-690), and "other" (900))

Description of the Derived Variable:

This derived variable was created from SAS variable A12A in order to identify the general program area of a respondent's principal field of teaching. The categories match NSOPF-88 program area categories.

**X02A12**

Program area: Teaching categories (detailed classification)

**CODE:**

- 1=Agriculture and home economics (Q12=100-110, 350)
- 2=Business (Q12=160-170)
- 3=Communications (Q12=180-190)
- 4=Teacher education (Q12=240-250; includes teacher education-unspecified (240), pre-elementary (241), elementary (242), secondary (243), adult and continuing (244), other general teacher ed. programs (245) and teacher education in specific subjects (250))
- 5=Other education (Q12=220-230) general education (221), basic skills (222), bilingual and cross-cultural education (223), curriculum and instruction (224), education administration (225), education evaluation and research (226), educational psychology (227), special ed. (228), student counseling and personnel services (229) other education (230))
- 6=Engineering (Q12=260-280)
- 7=Fine arts (Q12=140-150)
- 8=First-professional health sciences (from Q12, includes dentistry (332), medicine (334), pharmacy (336), and veterinary medicine (338))
- 9=Nursing (Q12=335)
- 10=Other health sciences (from Q12, includes health sciences-unspecified (330), allied health technologies (331), health services administration (333), public health (337), and other health sciences (340))
- 11=English and literature (Q12=290-300)
- 12=Foreign languages (Q12=310-320)
- 13=History (Q12=548)
- 14=Philosophy and religion (Q12=480)
- 15=Law (Q12=370)
- 16=Biological sciences (Q12=390-400)
- 17=Physical sciences (Q12=410-420)
- 18=Mathematics (from Q12, includes mathematics (430) and statistics (440))
- 19=Computer sciences (Q12=200-210)
- 20=Economics (Q12=546)
- 21=Political science (Q12=550)
- 22=Psychology (Q12=510)
- 23=Sociology (Q12=551)
- 24=Other social sciences (from Q12, includes social sciences-unspecified (540), general social sciences (541), anthropology (542), archeology (543), area and ethnic studies (544), demography (545), economics (546), geography (547), international relations (549), political science (550), sociology (551), and other social sciences (560))
- 25=Occupationally specific programs (from Q12, includes vocational training (570, 600-690), parks & recreation (470), protective services (500), and science technologies (530))
- 26=All other programs (from Q12, includes architecture (120-130), industrial arts (360), library and archival sciences (380), military studies (450), multi/interdisciplinary studies (460), theology (490), public affairs (520), and "other" (900))

**Description of the Derived Variable:**

This derived variable was created from SAS variable A12A to identify the specific program area of a respondent's principal field of teaching, in more detail than in 1988.

**X03A12**

Program area: Teaching or research (if no teaching area), detailed classification

**CODE:**

- 1=Agriculture and home economics (Q12 or Q13=100-110, 350)
- 2=Business (Q12 or Q13=160-170; includes business (160), accounting (161), banking and finance (162), business administration and finance (163), business administrative report (164), human resources development (165), organizational behavior (166), marketing and distribution (167) and other business (170))
- 3=Communications (Q12 or Q13=180-190)
- 4=Teacher education (Q12 or Q13=240-250; includes teacher education (240), pre-elementary (241), elementary (242), secondary (243), adult and continuing (244), other general teacher ed. programs (245) and teacher education in specific subjects (250))
- 5=Other education (Q12 or Q13=220-230) general education (221), basic skills (222), bilingual and cross-cultural education (223), education administration (225), educational psychology (227), other education (230))
- 6=Engineering (Q12 or Q13=260-280)
- 7=Fine arts (Q12 or Q13=140-150)
- 8=First-professional health sciences (from Q12 or Q13, includes dentistry (332), medicine (334), pharmacy (336), and veterinary medicine (338))\
- 9=Nursing (Q12 or Q13=335)
- 10=Other health sciences (from Q12 or Q13, includes health sciences-unspecified (330), allied health technologies (331), health services administration (333), public health (337), and other health sciences (340))
- 11=English and literature (Q12 or Q13=290-300)
- 12=Foreign languages (Q12 or Q13=310-320)
- 13=History (Q12 or Q13=548)
- 14=Philosophy and religion (Q12 or Q13=480)
- 15=Law (Q12 or Q13=370)
- 16=Biological sciences (Q12 or Q13=390-400)
- 17=Physical sciences (Q12 or Q13=410-420)
- 18=Mathematics (from Q12 or Q13, includes mathematics (430) and statistics (440))
- 19=Computer sciences (Q12 or Q13=200-210)
- 20=Economics (Q12 or Q13=546)
- 21=Political science (Q12 or Q13=550)
- 22=Psychology (Q12 or Q13=510)
- 23=Sociology (Q12 or Q13=551)
- 24=Other social sciences (from Q12 or Q13, includes social sciences-unspecified (540), general social sciences (541), anthropology (542), archeology (543), area and ethnic studies (544), demography (545), economics (546), geography (547), history (548), international relations (549), political science (550), sociology (551), and other social sciences (560))
- 25=Occupationally specific programs (from Q12 or Q13, includes vocational training (570, 600-690), parks & recreation (470), protective services (500), and science technologies (530))
- 26=All other programs (from Q12 or Q13, includes architecture (120-130), industrial arts (360), library and archival sciences (380), military studies (450), multi/interdisciplinary studies (460), theology (490), public affairs (520), and "other" (900))

Description of the Derived Variable:

*X03A12* is the classification of a respondent's answer for principal field or discipline of teaching at *X02A12* into a specific program area. If the respondent had no principal teaching field, then *X03A12* uses the classification of the respondent's principal research area at *X02A13* into a specific program area.

***X01A13***

Program area: Research categories (matches NSOPF-88 categories)

CODE:

1=Agriculture and home economics (Q13=100-110, 350; includes agribusiness (101), agricultural sciences (102), renewable resources (103), other agriculture (110), and home economics (350))

2=Business (Q13=160-170; includes accounting (161), banking and finance (162), business administration and finance (163), business administrative report (164), human resources development (165), organizational behavior (166), marketing and distribution (167) and other business (170))

3=Education (Q13=220-250; includes basic skills (222), bilingual and cross-cultural education (223), education administration (225), educational psychology (227), other education (230), teacher education (240), pre-elementary (241), elementary (242), secondary (243), adult and continuing (244), other general teacher ed. programs (245) and teacher education in specific subjects (250))

4=Engineering (Q13=260-280; includes general, civil, mechanical, chemical and other engineering (261-270), engineering-related technologies (280))

5=Fine arts (Q13=140-150, includes art history and appreciation (141), crafts (142), dance (143), design (144), dramatic arts (145), film arts (146), fine arts (147), music (148), music history and appreciation (149), and other visual or performing arts (150))

6=Health sciences (Q13=330-340; includes health sciences-unspecified (330), allied health technologies (331), dentistry (332), health services administration (333), medicine (334), nursing (335), pharmacy (336), public health (337), veterinary medicine (338), and other health sciences (340))

7=Humanities (Q13=290-320, 480, 548; includes general English (291), composition (292), American lit. (293), English lit. (294), linguistics (295), speech (296), English as second language (297), other English (300), foreign languages-unspecified (310), Chinese (311), French (312), German (313), Italian (314), Latin (315), Japanese (316), other Asian (317), Russian (318), Spanish (319), other foreign languages (320), philosophy and religion (480), and history (548))

8=Natural sciences (Q13=200-210, 390-440; includes computer science (200), computer and information sciences (201), computer programming (202), data processing (203), systems analysis (204), other computer science (210), biological sciences-unspecified (390), biochemistry (391), biology (392), botany (393), genetics (394), immunology (395), microbiology (396), physiology (397), zoology (398), other biological sciences (400), physical sciences (410), astronomy (411), chemistry (412), physics (413), geological sciences (414), other physical sciences (420), mathematics (430), and statistics (440))

9=Social sciences (Q13=510, 540-547, 549-560; includes psychology (510), social sciences and history (540), general social sciences (541), anthropology (542), archeology (543), area and ethnic studies (544), demography (545), economics (546), geography (547), history

(548), international relations (549), political science (550), sociology (551), and other social sciences (560))

10=All other fields (Q13=120-130, 180-190, 360, 370, 380, 450, 460, 470, 490, 500, 520, 530, 570-900; includes architecture (120-130), communications (180-190), industrial arts (360), law (370), library and archival sciences (380), military studies (450), multi-interdisciplinary studies (460), parks and recreation (470), theology (490), protective services (500), public affairs (520), science technologies (530), vocational training (570), construction trades (600-610), consumer services (620-630), mechanics and repairers (640-644), precision production (660-670), transportation (680-690), and "other" (900))

#### Description of the Derived Variable:

This derived variable was created from SAS variable A13A in order to identify the general program area of a respondent's principal field of research. The categories match NSOPF-88 program area categories.

#### ***X02A13***

Program area: Research categories (detailed classification)

##### CODE:

- 1=Agriculture and home economics (Q13=100-110, 350)
- 2=Business (Q13=160-170; includes business (160), accounting (161), banking and finance (162), business administration and finance (163), business administrative report (164), human resources development (165), organizational behavior (166), marketing and distribution (167) and other business (170))
- 3=Communications (Q12=180-190)
- 4=Teacher education (Q12=240-250; includes teacher education (240), pre-elementary (241), elementary (242), secondary (243), adult and continuing (244), other general teacher ed. programs (245) and teacher education in specific subjects (250))
- 5=Other education (Q12=220-230) general education (221), basic skills (222), bilingual and cross-cultural education (223), education administration (225), educational psychology (227), other education (230))
- 6=Engineering (Q13=260-280)
- 7=Fine arts (Q13=140-150)
- 8=First-professional health sciences (from Q13, includes dentistry (332), medicine (334), pharmacy (336), and veterinary medicine (338))
- 9=Nursing (Q13=335)
- 10=Other health sciences (from Q13, includes health sciences-unspecified (330), allied health technologies (331), health services administration (333), public health (337), and other health sciences (340))
- 11=English and literature (Q13=290-300)
- 12=Foreign languages (Q13=310-320)
- 13=History (Q13=548)
- 14=Philosophy and religion (Q13=480)
- 15=Law (Q13=370)
- 16=Biological sciences (Q13=390-400)
- 17=Physical sciences (Q13=410-420)
- 18=Mathematics (from Q13, includes mathematics (430) and statistics (440))
- 19=Computer sciences (Q13=200-210)
- 20=Economics (Q13=546)
- 21=Political sciences (Q13=550)

22=Psychology (Q13=510)

23=Sociology (Q13=551)

24=Other social sciences (from Q12, includes social sciences and history (540), general social sciences (541), anthropology (542), archeology (543), area and ethnic studies (544), demography (545), economics (546), geography (547), history (548), international relations (549), political science (550), sociology (551), and other social sciences (560))

25=Occupationally specific programs (from Q13, includes vocational training (570, 600-690), parks & recreation (470), protective services (500), and science technologies (530))

26=All other programs (from Q13, includes architecture (120-130), industrial arts (360), library and archival sciences (380), military studies (450), multi/interdisciplinary studies (460), theology (490), public affairs (520), and "other" (900))

Description of the Derived Variable:

This derived variable was created from SAS variable A13A to identify the specific program area of a respondent's principal field of research, in more detail than in 1988.

***X01B14***

Awards: Undergraduate awards

CODE:

1=Yes (Q14=1 or 2 or 3 or 4 or 5)

2=No (Q14=6)

Description of the Derived Variable:

This derived variable was created to collapse the five categories for academic honors received by a respondent (SAS variables B14\_1 to B14\_5) into one category in order to indicate whether the respondent reported receiving any academic honors.

The variables B14\_1 to B14\_5 are as follows:

B14\_1=National academic honor society, such as Phi Beta Kappa, Tau Beta Pi, or other field-specific national honor

B14\_2=Cum laude or honors

B14\_3=Magna cum laude or high honors

B14\_4=Summa cum laude or highest honors

B14\_5=Other undergraduate academic achievement award

***X01B16***

Degree: Highest degree

CODE:

1=Ph.D. (Q16A1=2)

2=First-professional (Q16A1=1)

3=Master's (Q16A1=3)

4=Bachelor's (Q16A1=4)

5=Less than bachelor's (Q16A1=5 or 6 or 7)

Description of the Derived Variable:

This derived variable was created in order to describe the highest degree or award achieved by a respondent. If a respondent reported both a Ph.D. and a first professional degree, *X01B16* was coded as



"1", (Ph.D.) SAS variable B16A1 (code for type of degree) was used in the creation of this variable.

The values for B16A1 are as follows:

- 1=Professional degree (M.D., D.D.S., L.L.B., etc.)
- 2=Doctoral degree (Ph.D., Ed.D., etc.)
- 3=Master's degree or equivalent
- 4=Bachelor's degree or equivalent
- 5=Certificate, diploma, or degree for completion of undergraduate program of more than two years but less than four years in length
- 6=Associate's degree or equivalent
- 7=Certificate, diploma, or degree for completion of undergraduate program of at least 1 year but less than two years in length

### ***X02B16***

Degree: Highest degree year

CODE:

(Open-ended)

#### Description of the Derived Variable:

This derived variable was created to report the year in which a respondent received their highest degree, based on SAS variable B16B1 (year highest degree received).

### ***X03B16***

Degree: Highest degree program area (matches NSOPF-88 categories)

CODE:

1=Agriculture and home economics (B16C1=100-110, 350; includes agribusiness (101), agricultural sciences (102), renewable resources (103), other agriculture (110), and home economics (350))

2=Business (B16C1=160-170; includes accounting (161), banking and finance (162), business administration and finance (163), business administrative report (164), human resources development (165), organizational behavior (166), marketing and distribution (167) and other business (170))

3=Education (B16C1=220-250; includes basic skills (222), bilingual and cross-cultural education (223), education administration (225), educational psychology (227), other education (230), teacher education (240), pre-elementary (241), elementary (242), secondary (243), adult and continuing (244), other general teacher ed. programs (245) and teacher education in specific subjects (250))

4=Engineering (B16C1=260-280; includes general, civil, mechanical, chemical and other engineering (261-270), engineering-related technologies (280))

5=Fine arts (B16C1=140-150, includes art history and appreciation (141), crafts (142), dance (143), design (144), dramatic arts (145), film arts (146), fine arts (147), music (148), music history and appreciation (149), and other visual or performing arts (150))

6=Health sciences (B16C1=330-340; includes health sciences-unspecified (330), allied health technologies (331), dentistry (332), health services administration (333), medicine (334), nursing (335), pharmacy (336), public health (337), veterinary medicine (338), and other health sciences (340))

7=Humanities (B16C1=290-320, 480, 548; includes general English (291), composition (292),

American lit. (293), English lit. (294), linguistics (295), speech (296), English as second language (297), other English (300), foreign languages (310), Chinese (311), French (312), German (313), Italian (314), Latin (315), Japanese (316), other Asian (317), Russian (318), Spanish (319), other foreign languages (320), philosophy and religion (480), and history (548))

8=Natural sciences (B16C1=200-210, 390-440; includes computer science (200), computer and information sciences (201), computer programming (202), data processing (203), systems analysis (204), other computer science (210), biological sciences (390), biochemistry (391), biology (392), botany (393), genetics (394), immunology (395), microbiology (396), physiology (397), zoology (398), other biological sciences (400), physical sciences (410), astronomy (411), chemistry (412), physics (413), geological sciences (414), other physical sciences (420), mathematics (430), and statistics (440))

9=Social sciences (B16C1=510, 540-547, 549-560; includes psychology (510), social sciences and history (540), general social sciences (541), anthropology (542), archeology (543), area and ethnic studies (544), demography (545), economics (546), geography (547), history (548), international relations (549), political science (550), sociology (551), and other social sciences (560))

10=All other fields (B16C1=120-130, 180-190, 360, 370, 380, 450, 460, 470, 490, 500, 520, 530, 570-900; includes architecture (120-130), communications (180-190), industrial arts (360), law (370), library and archival sciences (380), military studies (450), multi-interdisciplinary studies (460), parks and recreation (470), theology (490), protective services (500), public affairs (520), science technologies (530), vocational training (570), construction trades (600-610), consumer services (620-630), mechanics and repairers (640-644), precision production (660-670), transportation (680-690), and "other" (900))

#### Description of the Derived Variable:

This derived variable was created from SAS variable B16C1 in order to identify the general program area of a respondent's highest degree field. The categories match NSOPF-88 program area categories.

#### ***X07B16***

Degree: Highest degree program area (more detailed classification)

CODE:

1=Agriculture and home economics (B16C1=100-110, 350)

2=Business (B16C1=160-170; includes business (160), accounting (161), banking and finance (162), business administration and finance (163), business administrative report (164), human resources development (165), organizational behavior (166), marketing and distribution (167) and other business (170))

3=Communications (B16C1=180-190)

4=Teacher education (B16C1=240-250; includes teacher education (240), pre-elementary (241), elementary (242), secondary (243), adult and continuing (244), other general teacher ed. programs (245) and teacher education in specific subjects (250))

5=Other education (Q12=220-230) general education (221), basic skills (222), bilingual and cross-cultural education (223), education administration (225), educational psychology (227), other education (230))

6=Engineering (B16C1=260-280)

7=Fine arts (B16C1=140-150)

8=First-professional health sciences (from B16C1, includes dentistry (332), medicine (334), pharmacy (336), and veterinary medicine (338))

9=Nursing (B16C1=335)

10=Other health sciences (from B16C1, includes health sciences-unspecified (330), allied health technologies (331), health services administration (333), public health (337), and other health sciences (340))  
 11=English and literature (B16C1=291-300)  
 12=Foreign languages (B16C1=310-320)  
 13=History (B16C1=548)  
 14=Philosophy (B16C1=480)  
 15=Law (B16C1=370)  
 16=Biological sciences (B16C1=390-400)  
 17=Physical sciences (B16C1=410-420)  
 18=Mathematics (from B16C1, includes mathematics (430) and statistics (440))  
 19=Computer sciences (B16C1=200-210)  
 20=Economics (B16C1=546)  
 21=Political science (B16C1=550)  
 22=Psychology (B16C1=510)  
 23=Sociology (B16C1=551)  
 24=Other social sciences (from B16C1, includes categories 540, 541, 542, 543, 544, 545, 547, 549, and 560)  
 25=Occupationally specific programs (from B16C1, includes vocational training (570, 600-690), parks & recreation (470), protective services (500), and science technologies (530))

Description of the Derived Variable:

This derived variable was created from SAS variable B16C1 in order to identify the specific program area of a respondent's highest degree field, in more detail than in 1988.

***X06B16***

Employment: Position at institution Fall 1992 first or only job since highest degree attained

CODE:

1=Yes

2=No

Description of the Derived Variable:

This derived variable was created to report whether a respondent's current position is the only position held since attaining the highest degree. This variable was created using SAS variables B16B1 (year highest or only degree received), B17A (number of different jobs during Fall 1992), B18A (main other current job), and SAS variables B19A1A and B19A1B (years most recent job was held).

***X01B18***

Employment: Employment sector of main other Fall 1992 job

CODE:

1=Postsecondary institution (Q18=1 or 2)

2=Hospital, foundation or government (Q18=5, 6 or 8)

3=Consulting or self-Employed (Q18=4)

4=For profit business (Q18=7)

5=Other (Q18=3 or 9)

Description of the Derived Variable:

This derived variable was created to indicate the employment sector of the main other job held by a

respondent during the 1992 Fall term (SAS variable B18). Postsecondary institutions (two-year or four-year) are collapsed into code 1; hospitals, foundations or government employment are collapsed into Code 2; and elementary or secondary institution is included in Code 5 (Other).

The codes for SAS variable B18 are as follows:

- 1=Four-year college or university, graduate or professional school
- 2=Two-year or other postsecondary institution
- 3=Elementary or secondary school
- 4=Consulting, freelance work, self-owned business, or private practice
- 5=Hospital or other health care or clinical setting
- 6=Foundation or other nonprofit organization other than health care organization
- 7=For-profit business or industry in the private sector
- 8=Federal government, including military, or state or local government
- 9=Other

### ***X02B18***

Employment: Primary responsibility of main other Fall 1992 job

CODE:

- 1=Teaching (Q18B=1)
- 2=Research (Q18B=2)
- 3=Other (Q18B NE 1 or 2)

#### Description of the Derived Variable:

Primary responsibilities reported at SAS variable B18B other than teaching or research are collapsed to create this derived variable.

Codes 3-7 for SAS variable B18B are as follows:

- 3=Technical activities
- 4=Clinical service
- 5=Community/public service
- 6=Administration
- 7=Other

### ***X01B19***

Employment: Employment sector of most recent main job ending before Fall 1992

CODE:

- 1=Postsecondary institution (Q19A2=1 or 2)
- 2=Hospital, foundation or government (Q19A2=5, 6 or 8)
- 3=Consulting or self-employed (Q19A2=4)
- 4=For profit business (Q19A2=7)
- 5=Other (Q19A2=3 or 9)

#### Description of the Derived Variable:

This derived variable was created to indicate the employment sector of the most recent job held by a respondent prior to Fall 1992 (SAS variable B19A2). Postsecondary institutions (two-year or four-year) are collapsed into code 1; hospitals, foundations or government employment are collapsed into Code 2;

and elementary or secondary institution is included in Code 5 (other).

The codes for SAS variable B19A2 are as follows:

- 1=Four-year college or university, graduate or professional school
- 2=2-year or other postsecondary institution
- 3=Elementary or secondary school
- 4=Consulting, freelance work, self-owned business, or private practice
- 5=Hospital or other health care or clinical setting
- 6=Foundation or other nonprofit organization other than health care organization
- 7=For-profit business or industry in the private sector
- 8=Federal government, including military, or state or local government
- 9=Other

***X02B19***

Employment: Primary responsibility of most recent main job

CODE:

- 1=Teaching (Q19A3=1)
- 2=Research (Q19A3=2)
- 3=Other (Q19A3 NE 1 or 2)

Description of the Derived Variable:

This derived variable was created to indicate whether the primary responsibility of a respondent was teaching, research or another activity using SAS variable B19A3. Codes for technical activities, clinical service, community/public service, and administration have been collapsed into the "other" code.

Codes 3-7 for SAS variable B19A3 are as follows:

- 3=Technical activities
- 4=Clinical service
- 5=Community/public service
- 6=Administration
- 7=Other

***X01B20***

Productivity, non-teaching: Career output for refereed articles (Q20A1)

CODE:

(Open-ended)

Description of the Derived Variable:

This derived variable was created to report on one aspect of a faculty respondent's non-teaching productivity over the course of their career. This variable is based on SAS variable:

B20A1=Total number of articles published in refereed professional or trade journals during career

***X02B20***

Productivity, non-teaching: Career output for books, chapters (Q20A6+A7+A8+A9)

CODE:

(Open-ended)

**Description of the Derived Variable:**

This derived variable was created to report on one aspect of a faculty respondent's non-teaching productivity over the course of their career. This variable is based on totals reported at SAS variables:

B20A6=Total number of chapters in edited volumes during career

B20A7=Total number of textbooks during career

B20A8=Total number of other books during career

B20A9=Total number of monographs during career

***X03B20***

Productivity, non-teaching: Career output for book reviews (Q20A5)

CODE:

(Open-ended)

**Description of the Derived Variable:**

This derived variable was created to report on one aspect of a faculty respondent's non-teaching productivity over the course of their career. This variable is based on SAS variable:

B20A5=Total number of published reviews of books, articles, or creative works during career

***X04B20***

Productivity, non-teaching: Career output for other reports (Q20A2+A10)

CODE:

(Open-ended)

**Description of the Derived Variable:**

This derived variable was created to report on one aspect of a faculty respondent's non-teaching productivity over the course of their career. This variable is based on totals reported at SAS variables:

B20A2=Total number of articles published in non-refereed professional or trade journals during career

B20A10=Total number of research or technical reports disseminated internally or to clients during career

***X05B20***

Productivity, non-teaching: Career output for presentations, exhibitions Q20A11+A12)

CODE:

(Open-ended)

**Description of the Derived Variable:**

This derived variable was created to report on one aspect of a faculty respondent's non-teaching productivity over the course of their career. This variable is based on totals reported at SAS variables:

B20A11=Total number of presentations at conferences, workshops, etc. during career  
B20A12=Total number of exhibitions or performances in the fine or applied arts during career

***X06B20***

Productivity, non-teaching: Career output for number of publications (total of Q20A1 through A10)  
CODE:  
(Open-ended)

Description of the Derived Variable:

This derived variable was created to report on most aspects of a respondent's non-teaching productivity over the course of their career. This variable is based on totals reported at SAS variables:

B20A1=Total number of articles published in refereed professional or trade journals during career  
B20A2=Total number of articles published in non-refereed professional or trade journals during career  
B20A3=Total number of creative works published in juried media during career  
B20A4=Total number of creative works published in non-juried media or in-house newsletters during career  
B20A5=Total number of published reviews of books, articles, or creative works during career  
B20A6=Total number of chapters in edited volumes during career  
B20A7=Total number of textbooks during career  
B20A8=Total number of other books during career  
B20A9=Total number of monographs during career  
B20A10=Total number of research or technical reports disseminated internally or to clients during career

***X07B20***

Productivity, non-teaching: Career output for number of years for total career refereed articles (1993 minus Q16B1)  
CODE:  
(Open-ended)

Description of the Derived Variable:

This derived variable was created to report the number of years of career output of a respondent's non-teaching productivity (publications, presentations, exhibitions, etc.) since achieving their highest degree.

***X08B20***

Productivity, non-teaching: Output past two years for refereed articles (Q20B1)  
CODE:  
(Open-ended)

Description of the Derived Variable:

This derived variable was created to report on one aspect of a faculty respondent's non-teaching productivity during the past two years. This variable is based on SAS variable:

B20B1=Number of articles published in refereed professional or trade journals during past two years

***X09B20***

Productivity, non-teaching: Output past two years for books, chapters (Q20B6+B7+B8+B9)

CODE:

(Open-ended)

**Description of the Derived Variable:**

This derived variable was created to report on one aspect of a faculty respondent's non-teaching productivity during the past two years. This variable is based on totals reported at SAS variables:

B20B6=Number of chapters in edited volumes during past two years

B20B7=Number of textbooks during past two years

B20B8=Number of other books during past two years

B20B9=Number of monographs during past two years

***X10B20***

Productivity, non-teaching: Output past two years for book reviews (Q20B5)

CODE:

(Open-ended)

**Description of the Derived Variable:**

This derived variable was created to report on one aspect of a faculty respondent's non-teaching productivity during the past two years. This variable is based on SAS variable:

B20B5=Number of published reviews of books, articles, or creative works during past two years

***X11B20***

Productivity, non-teaching: Output past two years for other reports (Q20B2+B10)

CODE:

(Open-ended)

**Description of the Derived Variable:**

This derived variable was created to report on one aspect of a faculty respondent's non-teaching productivity during the past two years. This variable is based on totals reported at SAS variables:

B20B2=Number of articles published in non-refereed professional or trade journals during past two years

B20B10=Number of research or technical reports disseminated internally or to clients during past two years



***X12B20***

Productivity, non-teaching: Output past two years for presentations, exhibitions (Q20B11+B12)

CODE:

(Open-ended)

Description of the Derived Variable:

This derived variable was created to report on one aspect of a faculty respondent's non-teaching productivity during the past two years. This variable is based on totals reported at SAS variables:

B20B11=Number of presentations at conferences, workshops, etc. during past two years

B20B12=Number of exhibitions or performances in the fine or applied arts during past two years

***X13B20***

Productivity, non-teaching: Output past two years for number of publications (total of Q20B1 through B10)

CODE:

(Open-ended)

Description of the Derived Variable:

This derived variable was created to report on most aspects of a respondent's non-teaching productivity during the past two years. This variable is based on totals reported at SAS variables:

B20B1=Number of articles published in refereed professional or trade journals during past two years

B20B2=Number of articles published in non-refereed professional or trade journals during past two years

B20B3=Number of creative works published in juried media during past two years

B20B4=Number of creative works published in non-juried media or in-house newsletters during past two years

B20B5=Number of published reviews of books, articles, or creative works during past two years

B20B6=Number of chapters in edited volumes during past two years

B20B7=Number of textbooks during past two years

B20B8=Number of other books during past two years

B20B9=Number of monographs during past two years

B20B10=Number of research or technical reports disseminated internally or to clients during past two years

***X01C21***

Productivity, non-teaching: Number of undergraduate committees served on (Total Q21A1, A2 and A3)

CODE:

(Open-ended)

Description of the Derived Variable:

This derived variable was created to report a respondent's non-teaching productivity based on undergraduate committees served on during the 1992 Fall Term. This variable is based on totals reported at SAS variables:

B21A1=Number of undergraduate thesis or dissertation committees served on

B21A2=Number of undergraduate comprehensive exams or orals committees (other than as part of thesis/dissertation committees) served on

B21A3=Number of undergraduate examination/certification committees served on

***X02C21***

Productivity, non-teaching: Number of graduate committees served on (Total Q21A4, A5 and A6)

CODE:

(Open-ended)

Description of the Derived Variable:

This derived variable was created to report a respondent's non-teaching productivity based on graduate committees served on during the 1992 Fall Term. This variable is based on totals reported at SAS variables:

B21A4=Number of graduate thesis or dissertation committees served on

B21A5=Number of graduate comprehensive exams or orals committees (other than as part of thesis/dissertation committees) served on

B21A6=Number of graduate examination/certification committees served on

***X03C21***

Productivity, non-teaching: Total committees served on (Total Q21A)

CODE:

(Open-ended)

**Description of the Derived Variable:**

This derived variable was created to report a respondent's non-teaching productivity based on total committees served on during the 1992 Fall Term. This variable is based on totals reported at SAS variables:

B21A1=Number of undergraduate thesis or dissertation committees served on

B21A2=Number of undergraduate comprehensive exams or orals committees (other than as part of thesis/dissertation committees) served on

B21A3=Number of undergraduate examination/certification committees served on

B21A4=Number of graduate thesis or dissertation committees served on

B21A5=Number of graduate comprehensive exams or orals committees (other than as part of thesis/dissertation committees) served on

B21A6=Number of graduate examination/certification committees served on

***X04C21***

Productivity, non-teaching: Number of undergraduate committees chaired (Total Q21B1, B2 and B3)

CODE:

(Open-ended)

**Description of the Derived Variable:**

This derived variable was created to report a respondent's non-teaching productivity based on undergraduate committees chaired during the 1992 Fall Term. This variable is based on totals reported at SAS variables:

C21B1=Number of undergraduate thesis or dissertation committees chaired

C21B2=Number of undergraduate comprehensive exams or orals committees (other than as part of thesis/dissertation committees) chaired

C21B3=Number of undergraduate examination/certification committees chaired

***X05C21***

Productivity, non-teaching: Number of graduate committees chaired (Total Q21B4, B5 and B6)

CODE:

(Open-ended)

**Description of the Derived Variable:**

This derived variable was created to report a respondent's non-teaching productivity based on graduate committees chaired during the 1992 Fall Term. This variable is based on totals reported at SAS variables:

C21B4=Number of graduate thesis or dissertation committees chaired

C21B5=Number of graduate comprehensive exams or orals committees (other than as part of thesis/dissertation committees) chaired

C21B6=Number of graduate examination/certification committees chaired

***X06C21***

Productivity, non-teaching: Total committees chaired (Total Q21B)

CODE:

(Open-ended)

Description of the Derived Variable:

This derived variable was created to report a respondent's non-teaching productivity based on total committees chaired during the 1992 Fall Term. This variable is based on totals reported at SAS variables:

C21B1=Number of undergraduate thesis or dissertation committees chaired

C21B2=Number of undergraduate comprehensive exams or orals committees (other than as part of thesis/dissertation committees) chaired

C21B3=Number of undergraduate examination/certification committees chaired

C21B4=Number of graduate thesis or dissertation committees chaired

C21B5=Number of graduate comprehensive exams or orals committees (other than as part of thesis/dissertation committees) chaired

C21B6=Number of graduate examination/certification committees chaired

***X01C23***

Productivity, teaching: Total hours spent teaching per week in 5 or fewer classes for credit (Q23A2G + B2G + C2G + D2G + E2G, or C, if G was imputed and C was not imputed)

CODE:

(TOTAL HOURS, Open-ended)

Description of the Derived Variable:

This derived variable was created to provide a calculation of the total number of hours spent teaching per week at five or fewer classes for credit, by adding together the hours spent teaching for each reported class at SAS variables C23A2G through C23E2G (unless these values were imputed and C23A2C through C23E2C was not, in which case C23A2C through C23E2C were used). A maximum of five classes could be reported.

***X02C23***

Productivity, teaching: Total classroom student contact hours per week in five or fewer classes for credit [total sum of (A2E × A2G or C, if G was imputed and C was not imputed)]

CODE:

(TOTAL HOURS, Open-ended)

Description of the Derived Variable:

This derived variable was created to provide a calculation of the total student contact hours per week with students in five or fewer classes for credit. For each class taught, the average number of hours per week the respondent taught the class (SAS variables C23A2G through C23E2G, unless these values were imputed and C23A2C through C23E2C were not, in which case C23A2C through C23E2C were used) is multiplied by the number of students enrolled in the class (C23A2E through C23E2E); the results are added together to obtain the total student contact hours in five or fewer classes for credit.

**X03C23**

Productivity, teaching: Total classroom credit hours in five or fewer classes  
(Q23A2B + B2B + C2B + D2B + E2B)

CODE:

(TOTAL HOURS, Open-ended)

Description of the Derived Variable:

This derived variable was created to provide a calculation of the total number of classroom credit hours reported by adding together the number of credit hours for each class provided in SAS variables C23A2B through C23E2B. A maximum of five classes could be reported.

**X04C23**

Productivity, teaching: Total classroom individual credit hours in five or fewer classes [total sum of (A2B × A2E)]

CODE:

(TOTAL HOURS, Open-ended)

Description of the Derived Variable:

This derived variable was created to provide a calculation of the total student credit hours taught in the classes reported. For each class taught, the number of credit hours (SAS variables C23A2B through C23E2B) is multiplied by the number of students enrolled (SAS variables C23A2E through C23E2E); the results are added together to obtain the total student credit hours taught in the classes reported. A maximum of five classes could be reported.

**X05C23**

Productivity, teaching: Level of classroom instruction

CODE:

1=Taught only undergraduate courses (Q23A3 and Q23B3 and Q23C3 and Q23D3 and Q23E3 NE 3)

2=Taught both undergraduate and graduate courses (at least one of Q23A3 or Q23B3 or Q23C3 or Q23D3 or Q23E3=3 and at least one of them=1, 2, or 4)

3=Taught only graduate courses (Q23A3 and Q23B3 and Q23C3 and Q23D3 and Q23E3=3)

Description of the Derived Variable:

This derived variable was created to report a respondent's level of classroom credit instruction. SAS variables C23A3 through C23E3 used in the creation of this variable deal with the primary level of students (in up to five courses taught for credit). Lower or upper division students as well as the category "all other students", are considered undergraduates. Graduate or any other post-baccalaureate students are considered graduate level students. If a respondent taught classes to primarily undergraduate level students and some to graduate level students then the classroom instruction was categorized as both. The codes used at SAS variables C23A3 through C23E3 are as follows:

1=Lower division students

2=Upper division students

3=Graduate or other post-baccalaureate students

4=All other students.

**X08C23**

Productivity, teaching: Number of undergraduate classes taught for credit (five or fewer) (Q23A3 NE 3 + B3 NE 3 + C3 NE 3 + D3 NE 3 + E3 NE 3)

CODE:

(TOTAL CLASSES, Open-ended)

**Description of the Derived Variable:**

This derived variable was created to report the total number of undergraduate classes taught for credit, by excluding those classes where the primary level of students is graduate or any other post-baccalaureate-level (code 3 at SAS variables C23A3 through C23E3), and adding together those classes where the primary level of students is under-graduate level. (Student levels are defined at X05C23.) The codes used to create this derived variable are as follows (from SAS variables C23A3 through C23E3):

1=Lower division students

2=Upper division students

4=All other students.

A maximum of five classes could be reported.

**X09C23**

Productivity, teaching: Number of graduate classes taught for credit (5 or fewer) (Q23A3=3 + B3=3 + C3=3 + D3=3 + E3=3)

CODE:

(TOTAL CLASSES, Open-ended)

**Description of the Derived Variable:**

This derived variable was created to provide a calculation of the total number of graduate classes taught for credit, by adding together those classes where the primary level of students is graduate-level (SAS variable C23A3 through C23E3 = 3). A maximum of five classes could be reported.

**X14C23**

Productivity, teaching: Number of students taught in 5 or fewer classes for credit (Q23A2E+B2E+C2E+D2E+E2E)

CODE:

(TOTAL STUDENTS, Open-ended)

**Description of the Derived Variable:**

This derived variable was created to provide a calculation of the total number of students taught for credit, by adding together the number of students reported for each class. (SAS variables C23A2E through C23E2E). A maximum of five classes could be reported.

***X19C23***

Productivity, teaching: Average number teaching assistants per class in five or fewer classes for credit (total number of teaching assistants divided by total number of classes)

CODE:

(AVERAGE NUMBER, Open-ended)

**Description of the Derived Variable:**

This derived variable was created to provide a calculation of the average number of teaching assistants and readers by adding together the number of teaching assistants and readers reported by a faculty respondent for each class (SAS variables C23A2D through C23E2D) and dividing by the total number of classes. A maximum of five classes could be reported.

***X01C25***

Productivity, teaching: Level of individualized instruction

CODE:

1=Taught only undergraduate students (Q25A3=0 and Q25A1 or Q25A2 or Q25A4 GT 0)

2=Taught both undergraduate and graduate students (Q25A3 GT 0 and Q25A1, Q25A2 or Q25A4 GT 0)

3=Taught only graduate students (Q25A3 GT 0 and Q25A1, Q25A2 and Q25A4=0)

4=None (Q25A1 through Q25A4=0)

**Description of the Derived Variable:**

This derived variable was created to report a respondent's teaching productivity in terms of their level of individualized instruction. (See X05C23 for definitions of student levels.) SAS variables C25A1 through C25A4, used in the creation of this derived variable, deal with the level of students who received formal individualized instruction, with codes as follows:

1=Lower division students

2=Upper division students

3=Graduate or other post-baccalaureate students

4=All other students.

***X04C25***

Productivity, teaching: Total number of undergraduate students receiving individualized instruction for credit (Q25A1+A2+A4)

CODE:

(TOTAL STUDENTS, Open-ended)

**Description of the Derived Variable:**

This derived variable was created to report the total number of undergraduate students receiving individualized instruction, based on SAS variables C25A1, A2 and A4 which report only about undergraduate students. (Lower or upper division students, as well as those categorized as "all other students," are considered undergraduates.)

***X05C25***

Productivity, teaching: Total number of graduate students receiving individualized instruction for credit (Q25A3)

CODE:

(TOTAL STUDENTS, Open-ended)

Description of the Derived Variable:

This derived variable was created to report the total number of graduate students receiving individualized instruction as reported at SAS variable C25A3.

***X06C25***

Productivity, teaching: Total students receiving individualized instruction for credit (total Q25A)

CODE:

(TOTAL STUDENTS, Open-ended)

Description of the Derived Variable:

This derived variable was created from SAS variables C25A1 through C25A4 to report the total number of students (undergraduate, graduate and all other students) receiving individualized instruction for credit.

***X07C25***

Productivity, teaching: Total contact hours per week for undergraduate students receiving individualized instruction for credit (Q25B1+B2+B4)

CODE:

(TOTAL HOURS, Open-ended)

Description of the Derived Variable:

This derived variable was created to report the total number of contact hours spent providing individualized instruction to undergraduate students. Lower or upper division students as well as those categorized as "all other students" are considered undergraduates. This variable was created from SAS variables C25B1, C25B2 and C25B4.

***X08C25***

Productivity, teaching: Total contact hours per week for graduate students receiving individualized instruction for credit (Q25B3)

CODE:

(TOTAL HOURS, Open-ended)

Description of the Derived Variable:

This derived variable was created from SAS variable C25B3 to report the total number of contact hours spent providing individualized instruction to graduate students.



***X09C25***

Productivity, teaching: Total contact hours per week of individualized instruction for credit (Q25B)

CODE:

(TOTAL HOURS, Open-ended)

Description of the Derived Variable:

This derived variable was created from SAS variables C25B1 through C25B4 to report the total number of contact hours spent providing individualized instruction to students, regardless of level.

***X02C33***

Productivity, non-teaching: Total funds (Q33D1 + D2 + D3 + D4 + D5 + D6)

CODE:

(TOTAL FUNDS, Open-ended)

Description of the Derived Variable:

This derived variable is created by totaling SAS variables C33D1 through C33D6, which report the total research or grant funds received for the 1992-93 academic year from each of 6 sources:

C33D1=Sampled institution

C33D2=Foundation or other nonprofit organization

C33D3=For profit business or industry in the private sector

C33D4=State or local government

C33D5=Federal government

C33D6=Other source

***X03C33***

Productivity, non-teaching: Average award (total funds divided by total grants/contracts)

CODE:

(AVERAGE AWARD, Open-ended)

Description of the Derived Variable:

This derived variable was created by dividing the total of SAS variables C33D1 through C33D6 (described at derived variable *X02C33*) by the total number of grants/contracts reported at SAS variables C33B1 through C33B6.

***X01C34***

Academic environment: Overall quality of facilities or resources (index)

CODE:

1=Very poor

2=Poor

3=Good

4=Very good

Description of the Derived Variable:

This derived variable was created by averaging the responses by a faculty respondent at SAS variables C34A through C34I which are concerned with the quality of various types of facilities and resources. The categories are as follows:

C34A=Basic research equipment/instruments  
C34B=Laboratory space and supplies  
C34C=Availability of research assistants  
C34D=Personal computers  
C34E=Centralized (main frame) computer facilities  
C34F=Computer networks with other institutions  
C34G=Audio-visual equipment  
C34H=Classroom space  
C34I=Office space  
C34J=Studio/performance space  
C34K=Secretarial support  
C34L=Library holdings

### ***X01C35***

Academic environment: Adequacy of internal funds for professional development (index)

CODE:

- 1=Adequate (all 35C=1)
- 2=Somewhat adequate (more 35C=1 than 35C=2 or, if # of 2's=# of 1's)
- 3=Somewhat inadequate (more 35C=2 than 35C=1)
- 4=Inadequate (all 35C=2)

#### Description of the Derived Variable:

This derived variable was created from SAS variables C35C1 through C35C6; two codes (1=Yes and 2=No) were recoded (based on the total number of 1's and 2's) to indicate whether available funding was adequate for each of six categories:

C35C1=Tuition remission at this or other institutions  
C35C2=Professional association memberships and/or registration fees  
C35C3=Professional travel  
C35C4=Training to improve research or teaching skills  
C35C5=Retraining for fields in higher demand  
C35C6=Sabbatical leave

If "yes" (adequate) was coded for all six categories, *X01C35* was coded as "1" (adequate). If equal numbers of categories were coded "yes" and "no," or if more categories were coded "yes" than "no," *X01C35* was coded as "2" (somewhat adequate). If more categories were coded "no" than "yes," *X01C35* was coded as "3" (somewhat inadequate). There were no cases where all six categories were coded "no".

### ***X01C36***

Time allocation: Average total hours per week worked (Total Q36)

CODE:

(AVERAGE TOTAL HOURS, Open-ended)

#### Description of the Derived Variable:

This derived variable is created by totaling SAS variables C36A through C36D, which are concerned with hours spent at the following activities:

C36A=All paid activities at this institution

C36B=All unpaid activities at this institution

C36C=Any other paid activities outside this institution (e.g., consulting, working on other jobs)

C36D=Unpaid (pro bono) professional service outside this institution

***X01C37***

Time allocation: Percentage of time spent teaching (Q37AA)

CODE:

(PERCENTAGE, open ended)

Description of Derived Variable:

This derived variable was created to report the actual percentage of work time respondents spent in teaching during the Fall of 1992, based on SAS variable C37AA.

***X02C37***

Time allocation: Percentage of time spent in research (Q37AB)

CODE:

(PERCENTAGE, open ended)

Description of Derived Variable:

This derived variable was created to report the actual percentage of work time respondents spent in research during the Fall of 1992, based on SAS variable C37AAB.

***X03C37***

Time allocation: Percentage of time spent in administration (Q37AD)

CODE:

(PERCENTAGE, Open Ended)

Description of Derived Variable:

This derived variable was created to report the actual percentage of work time respondents spent in administration during the Fall of 1992, based on SAS variable C37AD.

***X04C37***

Time allocation: Percentage of time spent in other activities (Q37AC+ C37AE + C37AF)

CODE:

(PERCENTAGE, Open Ended)

Description of Derived Variable:

This derived variable was created to report the actual percentage of work time respondents spent in activities other than teaching, research or administration during the Fall of 1992, based on these SAS variables:

C37AC=Professional growth

C37AE=Outside consulting or free-lance work

C37AF=Service/other non-teaching work

**X05C37**

Time allocation: Percentage of time preferred teaching (Q37BA)

CODE:

(PERCENTAGE, Open Ended) Description of Derived Variable:

Description of the Derived Variable:

This derived variable was created to report the percentage of work time respondents would have preferred to spend in teaching during the Fall of 1992, based on SAS variable C37BA.

**X06C37**

Time allocation: Percentage of time preferred in research (Q37BB)

CODE:

(PERCENTAGE, Open Ended)

Description of Derived Variable:

This derived variable was created to report the percentage of work time respondents would have preferred to spend in research during the Fall of 1992, based on SAS variable C37BB.

**X07C37**

Time allocation: Percentage of time preferred in administration (Q37BD)

CODE:

(PERCENTAGE, Open Ended)

Description of Derived Variable:

This derived variable was created to report the percentage of work time respondents would have preferred to spend in administration during the Fall of 1992, based on SAS variable C37BD.

**X08C37**

Time allocation: Percentage of time preferred in other activities (Q37BC+ C37BE + C37BF)

CODE:

(PERCENTAGE, Open Ended)

Description of Derived Variable:

This derived variable was created to report the percentage of work time respondents would have preferred to spend in activities other than teaching, research or administration, during the Fall of 1992, based on these SAS variables:

C37BC=Professional growth

C37BE=Outside consulting or free-lance work

C37BF=Service / other non-teaching work

***X01C38***

Union member

CODE:

1=Yes (Q38=3)

2=No (Q38=2)

3=Not eligible or union not available (Q38=1 or 4)

Description of Derived Variable:

This derived variable was created from SAS variable C38 and provides information about union membership and eligibility. Code 1 (union is available, but respondent is not eligible) and Code 4 (union is not available at sampled institution) have been collapsed into one category.

***X01D41***

Future: Very likely to retire in the next 3 years

CODE:

1=Yes (Q41E=3)

2=No

Description of Derived Variable:

This derived variable was created from SAS variable D41E, in which respondents indicate how likely they are to retire from the labor force during the next 3 years. Code 3 (very likely) was the response category used for this derived variable. Respondents who reported they were very likely to retire were coded "1" at *X01D41*.

***X02D41***

Future: Very likely to accept part-time job in the next 3 years

CODE:

1=Yes (Q41A=3 or c=3)

2=No

Description of Derived Variable:

This derived variable was created from SAS variables D41A or D41C, in which the respondent indicates how likely they are to accept a part-time job at a different postsecondary institution or accept a part-time job elsewhere during the next 3 years. Code 3 (very likely) was the response category used for this derived variable. Respondents who reported at D41A or D41C they were very likely to accept a part-time job were coded "1" at *X02D41*.

***X03D41***

Future: Very likely to accept a full-time job in the next 3 years

CODE:

1=Yes (Q41B=3 or d=3)

2=No

Description of Derived Variable:

This derived variable was created from SAS variables D41B or D41D, in which respondents indicate how likely they are to accept a full-time job at a different postsecondary institution or accept a full-time job elsewhere. Code 3 (very likely) was the response category used for this derived variable. Respondents who reported they were very likely to accept a full-time job were coded "1" at *X03D41*.

***X04D41***

Future: Very likely to retire or accept a part- or full-time job in the next 3 years

CODE:

1=Yes (Q41A=3 or B=3 or C=3 or D=3 or E=3)

2=No

**Description of Derived Variable:**

This derived variable was created from SAS variables D41A to D41e, in which the respondent indicates how likely they are to accept a part-or full-time job at a different postsecondary institution or elsewhere, or to retire during the next 3 years. Code 3 (very likely) was the response category used for this derived variable. Respondents who reported they were very likely to accept a full-time or part-time job were coded "1" at *X04D41*.

***X05D41***

Future: Likely to retire or accept a part- or full-time job in the next 3 years

CODE:

1=Yes (Q41A=2 or 3, or B=2 or 3 or C=2 or 3, or D=2 or 3, or E=2 or 3)

2=No (Q41A=1 and B=1 and C=1 and D=1 and E=1)

**Description of Derived Variable:**

This derived variable was created from SAS variables D41A to D41e, in which the respondent indicates how likely they are to accept a part-or full-time job at a different postsecondary institution or elsewhere, or to retire during the next 3 years. Codes 2 (somewhat likely) or 3 (very likely) were the response categories used for this derived variable. Respondents who reported they were very likely to accept a different job or retire were coded "1" at *X05D41*.

***X01D42***

Future: Age likely to stop working at a postsecondary institution

CODE:

-2=Don't know 5=65

1=Under 55

6=66 to 69

2=55 to 59

7=70

3=60

8=71 and up

4=61 to 64

**Description of the Derived Variable:**

This derived variable was created from SAS variable D42 by recoding the age respondents have indicated as the "most likely" age when they will stop working at any postsecondary institution.

***X01D46***

Future: Years to retirement (Q46 minus calculated age from Q52)

CODE:

-2=Don't know

0=This year

1=1-5

2=6-10

3=11-15

4=16-25

5=Over 25

**Description of Derived Variable:**

This derived variable was created to provide a calculation of the years until a respondent's projected retirement by subtracting the respondent's calculated age (derived from the respondent's year of birth at SAS variable F52B) from the age the respondent has indicated as the "most likely" retirement age (SAS variable D46).

***X02D46***

Future: Age likely to retire from all paid employment

CODE:

-2=Don't know

5=66-69

1=Under 60

6=70

2=60

7=71 and up

3=61 to 64

4=65

**Description of Derived Variable:**

This derived variable was created from SAS variable D46 by recoding the age respondents have indicated as their "most likely" retirement age.

***X01E47***

Compensation: Basic salary from institution (Q47A)

CODE:

(ranges)

**Description of Derived Variable:**

This derived variable was created to report the amount of basic salary the respondent had during the 1992 calendar year from their sampled institution, based on SAS variable E47A.

***X02E47***

Compensation: Basic salary annualized (Q47A divided by Q47B (the number of months of appointment) × 12)

CODE:

(ranges)

**Description of Derived Variable:**

This derived variable was created to report the annualized amount of respondent's basic salary at their sampled institution during the 1992 faculty calendar year, based on SAS variable E47A divided by the

number of months of appointment (E47B) then multiplied by 12 months.

***X03E47***

Compensation: Other income from institution (Q47C + E47D + E47E + E47F)

CODE:  
(ranges)

Description of Derived Variable:

This derived variable was created to report a respondent's total income other than basic salary from their sampled institution during the 1992 calendar year, based on these SAS variables:

E47C=Amount from other teaching at this institution not included in basic salary

E47D=Amount from supplements not included in basic salary

E47E=Amount from non-monetary compensation, such as food, housing, car

E47F=Amount from any other income from this institution

***X04E47***

Compensation: Outside consulting income (Q47I)

CODE:  
(ranges)

Description of Derived Variable:

This derived variable was created to report the amount of outside consulting income during the 1992 calendar year, based on SAS variable E47I.

***X05E47***

Compensation: Other outside income (Q47G + Q47H + Q47J + Q47K + Q47L + Q47M + Q47 N + Q47O + Q47P + Q47Q)

CODE:  
(ranges)

Description of Derived Variable:

This derived variable was created to report a respondent's total income from sources (other than outside consulting) outside their sampled institution for the 1992 calendar year, based on these SAS variables:

E47G=Amount from employment at another academic institution

E47H=Amount from legal or medical services or psychological counseling

E47J=Amount from self-owned business (other than consulting)

E47K=Amount from professional performances or exhibitions

E47L=Amount from speaking fees, honoraria

E48M=Amount from royalties or commissions

E48N=Amount from any other employment

E48O=Amount from non-monetary compensation, such as food, housing, car

E47P1=Amount from grants/fellowships (federal, state, city, NSF, Fullbright)

E47P2=Amount from retirement, pension, soc. sec., unemployment

E47P3=Amount from military pension/retirement/other military

E47P4=Amount from alimony, child support, spouse income

E47P5=Amount from dividends, annuities, insurance, investments, interest, capital gains



E47P6=Amount from government (local/state/federal)

E47P7=Amount from loans

E47P8=Amount from real estate, rental properties

E47P9=Amount from other sources

(Note: E47P1-E47P9 were recoded from Q47P and Q47Q, which were verbatim responses specifying other sources of earned income.)

### ***X06E47***

Compensation: Total earned income (Q47A + Q47C + Q47D + Q47 E + Q47F + Q47G + Q47H + Q47J + Q47K + Q47L + Q47M + Q47 N + Q47O + Q47P + Q47Q)

CODE:

(ranges)

### Description of Derived Variable:

This derived variable was created to report the total amount of various sources of compensation the respondent had during the 1992 calendar year, based on these SAS variables:

E47A=Amount from basic salary

E47C=Amount from other teaching at this institution not included in basic salary

E47D=Amount from supplements not included in basic salary

E47E=Amount from non-monetary compensation, such as food, housing, car

E47F=Amount from any other income from this institution

E47G=Amount from employment at another academic institution

E47H=Amount from legal or medical services or psychological counseling

E47I=Amount from outside consulting, consulting business or freelance work

E47J=Amount from self-owned business (other than consulting)

E47K=Amount from professional performances or exhibitions

E47L=Amount from speaking fees, honoraria

E48M=Amount from royalties or commissions

E48N=Amount from any other employment

E48O=Amount from non-monetary compensation, such as food, housing, car

E47P1=Amount from grants/fellowships (federal, state, city, NSF, Fulbright)

E47P2=Amount from retirement, pension, soc. sec., unemployment

E47P3=Amount from military pension/retirement/other military

E47P4=Amount from alimony, child support, spouse income

E47P5=Amount from dividends, annuities, insurance, investments, interest, capital gains

E47P6=Amount from government (local/state/federal)

E47P7=Amount from loans

E47P8=Amount from real estate, rental properties

E47P9=Amount from other sources

(Note: E47P1-E47P9 were recoded from Q47P and Q47Q, which were verbatim responses specifying other sources of earned income.)

***X01E49***

SES: Average income per household member (Q49 divided by Q48)

CODE:

(AVERAGE INCOME, open ended)

**Description of the Derived Variable:**

This derived variable was created to report the average income per household member, by dividing the total household income (SAS variable E49) by the total number of persons in a respondent's household (SAS variable E48).

***X01F52***

Age: (Q52 converted to number of years old in 1993)

CODE:

(AGE, open ended)

**Description of the Derived Variable:**

This derived variable was created to report a respondent's age calculated from SAS variable F52b (year of birth).

***X02F52***

Age: Distribution (matches NSOPF-88)

CODE:

1=Under 30

2=30-44

3=45-54

4=55-59

5=60-64

6=65 or older

**Description of the Derived Variable:**

This derived variable was created in order to distribute the *X01F52* age to match the NSOPF-88 age distribution.

***X03F52***

Age: Modified distribution

CODE:

1=Under 35

2=35-44

3=45-54

4=55-64

5=65-70

6=71 or older

**Description of the Derived Variable:**

This derived variable was created to redistribute the *X01F52* age, and separate respondents over age 65 into two categories.

### ***X01F53***

Race

CODE:

1=American Indian or Alaskan Native

2=Asian or Pacific Islander

3=African American/Black

4=White

#### Description of the Derived Variable:

This derived variable was created using Federal Directive #15 as a guide. Federal Directive #15 provides standard classifications for record keeping, collection, and presentation of data on race and ethnicity in Federal program administrative reporting and statistical activities. It was developed to provide for the collection and use of compatible, non-duplicated, exchangeable racial and ethnic data by Federal agencies. Federal Directive #15 states that when reporting on respondents who are of mixed racial and/or ethnic origins, it is best to use the category which, "...most closely reflects the individual's recognition in his community." If a respondent's answer to SAS variable F53A was 1 (American Indian or Alaskan Native), 2 (Asian or Pacific Islander), 3 African American/Black, or 4 (White), they were coded accordingly at *X01F53*. If the respondent answered F53A, "Other", with the verbatim text in F53B equal to one racial category, then these verbatim responses were coded according to Federal Directive #15. There were a number of cases in which the verbatim responses were automatically coded using programs created for this purpose. Text string matches were created after visual inspection of respondent data. The text matches included in these programs are valid only for this data set and are not prescribed as part of Federal Directive #15.

A macro was written in order to recode the verbatim responses to the "Other" (category '05') in F53A that could not be automatically categorized into one of the four existing racial categories (e.g., if a respondent's verbatim response to F53B was 'Mix White/Black/Indian'). In these cases, assignment of the respondent to a legitimate racial code had to be done manually. We compared each of the verbatim responses with the definitions for each racial category as they appeared in Federal Directive #15 and an alphabetical race and American Indian tribe list supplement. The first identifiable race mentioned was taken. If this race was codable, then the macro transformed the response accordingly.

If a response could still not be coded (e.g., if the verbatim response to F53A was "Human" or "American"), the response remained "Other" '05'. A random digit between 1 and 4 was imputed for each of the remaining respondents using the RANTBL function. RANTBL is a function in SAS used to generate a random number.

RANTBL=1 (American Indian or Alaskan Native) with probability P1  
=2 (Asian or Pacific Islander) with probability P2  
=3 (African American/Black) with probability P3  
=4 (White) with probability P4.

If (F53A=5) then *X01F53*=rantbl(&seed,&P1,&P2,&P3,&P4); the seed for the RANTBL function was set at 6281994 (the date the program was originally written). P1 through P4 are the probabilities of each of the four categories occurring (.01,.05,.09,.85), respectively. These probabilities were calculated from the survey data ( $P1+P2+P3+P4=1$ ).

***X02F53***

Race/ethnicity

CODE:

- 1=American Indian or Alaskan Native
- 2=Asian or Pacific Islander
- 3=African American/Black, not of Hispanic origin
- 4=Hispanic
- 5=White, not of Hispanic origin

**Description of the Derived Variable:**

This derived variable was created from derived variable *X01F53* and SAS variable F54. According to Federal Directive #15, if a combined format is used to collect racial and ethnic data, the minimum acceptable categories are:

- American Indian or Alaskan Native
- Asian or Pacific Islander
- African American/Black, not of Hispanic origin
- Hispanic
- White, not of Hispanic origin.

If *X01F53*=1, a respondent was coded as "American Indian or Alaskan Native" for race/ethnicity. If *X01F53*=2, the respondent was coded as "Asian American or Pacific Islander" for race/ethnicity. If *X01F53*=3 and F54=2, the respondent was coded as "Black, not of Hispanic origin" for race/ethnicity. If *X01F53*=4 and F54=2, the respondent was coded as "White, not of Hispanic origin" for race/ethnicity. If *X01F53*=3 or 4 and F54=1, then the respondent was coded as "Hispanic" for race/ethnicity. Prior to the creation of derived variable *X01F53*, if F53a= "Other" '05', with a verbatim that was something other than "Hispanic" (but could be defined as Hispanic, e.g., Cuban), F54 and F54Aa were recoded if appropriate.

***X03F53***

Citizenship and minority status

CODE:

- 1=Citizen and non-white (minority)
- 2=Citizen and white (nonminority)
- 3=Noncitizen and non-white (minority)
- 4=Noncitizen and white (nonminority)

**Description of the Derived Variable:**

This derived variable was created from derived variable *X02F53* and SAS variable F57A to separate respondents on the basis of their citizenship and minority status. F57A is 1 (U.S. citizen, native) or 2 (U.S. citizen, naturalized) if the respondent is a citizen of the United States. F57A is 3 (permanent resident of U.S. with an immigrant visa), or 4 (temporary resident of the U.S. with non-immigrant visa) if the respondent is not a citizen of the United States.

***X01F55***

SES: Family status

CODE:

- 1=Single without dependents (Q55=1 or 4 or 5 or 6 and Q50=0)
- 2=Single with dependents (Q55=1 or 4 or 5 or 6 and Q50 GT 0)
- 3=Married without dependents (Q55=2 or 3 and Q50=0)
- 4=Married with dependents (Q55=2 or 3 and Q50 GT 0)

Description of the Derived Variable:

This derived variable is created by combining SAS variable F55 (current marital status) with SAS variable E50 (number of dependents).

***X01F56***

Citizenship: Status expanded

CODE:

- 1=Citizen, born in U.S. (Q56=1, and Q57=1 or 2)
- 2=Citizen, foreign born (Q56=2 and Q57=1 or 2)
- 3=Noncitizen (Q57=3 or 4)

Description of the Derived Variable:

This derived variable was created from SAS variables F56 (country of birth coded as either 1=USA or 2=Other) and F57A (citizenship status, described at derived variable *X03F53*).

***X02F57***

Citizenship: Current (modified NSOPF-88 categories)

CODE:

- 1=USA
- 2=Canadian
- 3=European
- 4=Latin American (Mexico/Central and South America)
- 5=African
- 6=Asian
- 7=Other (Australia, New Zealand, Philippines, Indonesia)

Description of the Derived Variable:

This derived variable was created to recode SAS variable F57C (country of present citizenship), into a modified version of the NSOPF-88 categories.

***X03F57***

Citizenship: Status

CODE:

- 1=Citizen (Q57=1 or 2)
- 2=Non-citizen (Q57=3 or 4)

Description of the Derived Variable:

This derived variable was created to classify respondents as either citizens or non-citizens based on SAS variable F57A, as defined at derived variable *X03F53*.

***X01F58***

SES: Parents' education (Q58, A+B divided by 2)

CODE:

-2=Don't Know

1=High (more than 6)

2=Medium (6 or less but more than 2)

3=Low (2 or less)

Description of the Derived Variable:

This derived variable was created to classify the parents of faculty respondents according to their level of formal education. Values at SAS variable F58A (mother's formal education) and F58B (father's formal education) were added together, then divided by 2. A resulting value of 1 or 2 was coded as "low" at *X01F58*, a value of 3 through 6 was coded as "medium" at *X01F58*, and a value of 7 or 8 was coded as "high" at *X01F58*. (If either F58A or F58B was coded "don't know", then the higher coded response is used for the derived variable. If both were "don't know", then the derived variable was coded as "don't know.") The values at F58 are as follows:

-2=Don't know

1=Less than high school diploma

2=High school diploma

3=Some college

4=Associate's degree

5=Bachelor's degree

6=Master's degree

7=Doctorate or professional degree (e.g., Ph.D., M.D., D.V.M., J.D./L.L.B)

8=Other

**Exhibit G-1: Discipline Crosswalk, NSOPF 1988-1993**





<b>EXHIBIT G-1: DISCIPLINE CROSSWALK, NSOPF 1988-1993 CODES FOR MAJOR FIELDS OF STUDY AND ACADEMIC DISCIPLINES.</b>		
<b>1988 CODES</b>	<b>1993 CODES</b>	
	<b>100</b>	<b>AGRICULTURE--UNSPECIFIED</b>
001	101	Agribusiness & Agricultural Production
002	102	Agricultural Animal, Food, & Plant Sciences
003	103	Renewable Natural Resources, including Conservation, Fishing, & Forestry
004	110	Other Agriculture
	<b>120</b>	<b>ARCHITECTURE &amp; ENVIRONMENTAL DESIGN--UNSPECIFIED</b>
005	121	Architecture & Environmental Design
006	122	City, Community, & Regional Planning
007	123	Interior Design
008	124	Land Use Management & Reclamation Design
009	130	Other Arch. & Environmental Design
	<b>140</b>	<b>ART--UNSPECIFIED</b>
010	141	Art History & Appreciation
011	142	Crafts
012	143	Dance
013	144	Design (other than Arch. or Interior)
014	145	Dramatic Arts
015	146	Film Arts
016	147	Fine Arts
017	148	Music
018	149	Music History & Appreciation
019	150	Other Visual & Performing Arts
	<b>160</b>	<b>BUSINESS--UNSPECIFIED</b>
020	161	Accounting
021	162	Banking & Finance
022	163	Business Administration & Management

<b>EXHIBIT G-1: DISCIPLINE CROSSWALK, NSOPF 1988-1993 CODES FOR MAJOR FIELDS OF STUDY AND ACADEMIC DISCIPLINES.</b>		
<b>1988 CODES</b>	<b>1993 CODES</b>	
		<b>BUSINESS--UNSPECIFIED</b>
023	164	Business Administrative Support (e.g., Bookkeeping, Office Management, Secretarial)
024	165	Human Resources
025	166	Organizational Behavior
026	167	Marketing & Distribution
027	170	Other Business
	<b>180</b>	<b>COMMUNICATIONS--UNSPECIFIED</b>
028	181	Advertising
029	182	Broadcasting & Journalism
030	183	Communications Research
031	184	Communication Technology
032	190	Other Communications
	<b>200</b>	<b>COMPUTER SCIENCE—UNSPECIFIED</b>
033	201	Computer & Information Science
034	202	Computer Programming
035	203	Data Processing
036	204	Systems Analysis
037	210	Other Computer Science
	<b>220</b>	<b>EDUCATION—UNSPECIFIED</b>
038	221	Education, General
039	222	Basic Skills
040	223	Bilingual/Cross-cultural Education
041	224	Curriculum & Instruction
042	225	Education Administration
043	226	Education Evaluation & Research
044	227	Education Psychology

**EXHIBIT G-1: DISCIPLINE CROSSWALK, NSOPF 1988-1993  
CODES FOR MAJOR FIELDS OF STUDY AND ACADEMIC DISCIPLINES.**

<b>1988 CODES</b>	<b>1993 CODES</b>	
		EDUCATION—UNSPECIFIED (CONT'D)
045	228	Special Education
046	229	Student Counseling & Personnel Svcs
047	230	Other Education
	<b>240</b>	TEACHER EDUCATION—UNSPECIFIED
048	241	Pre-Elementary
049	242	Elementary
050	243	Secondary
051	244	Adult & Continuing
052	245	Other General Teacher Ed. Programs
053	250	Teacher Education in Specific Subjects
	<b>260</b>	ENGINEERING—UNSPECIFIED
054	261	Engineering, General
055	262	Civil Engineering
056	263	Electrical, Electronics, & Communication Engineering
057	264	Mechanical Engineering
	265	Chemical Engineering
058	270	Other Engineering
059	280	Engineering-Related Technologies
	<b>290</b>	ENGLISH AND LITERATURE—UNSPECIFIED
060	291	English, General
061	292	Composition & Creative Writing
062	293	American Literature
063	294	English Literature
064	295	Linguistics
065	296	Speech, Debate, & Forensics

<b>EXHIBIT G-1: DISCIPLINE CROSSWALK, NSOPF 1988-1993 CODES FOR MAJOR FIELDS OF STUDY AND ACADEMIC DISCIPLINES.</b>		
<b>1988 CODES</b>	<b>1993 CODES</b>	
		ENGLISH AND LITERATURE--UNSPEC (CONT'D)
066	297	English as a Second Language
067	300	English, Other
	<b>310</b>	FOREIGN LANGUAGES--UNSPECIFIED
068	311	Chinese (Mandarin, Cantonese, or Other Chinese)
069	312	French
070	313	German
071	314	Italian
072	315	Latin
073	316	Japanese
074	317	Other Asian
075	318	Russian or Other Slavic
076	319	Spanish
077	320	Other Foreign Languages
	<b>330</b>	HEALTH SCIENCES--UNSPECIFIED
078	331	Allied Health Technologies & Services
079	332	Dentistry
080	333	Health Services Administration
081	334	Medicine, including Psychiatry
082	335	Nursing
083	336	Pharmacy
084	337	Public Health
085	338	Veterinary Medicine
086	340	Other Health Sciences
087	<b>350</b>	HOME ECONOMICS
088	<b>360</b>	INDUSTRIAL ARTS
089	<b>370</b>	LAW

<b>EXHIBIT G-1: DISCIPLINE CROSSWALK, NSOPF 1988-1993 CODES FOR MAJOR FIELDS OF STUDY AND ACADEMIC DISCIPLINES.</b>		
<b>1988 CODES</b>	<b>1993 CODES</b>	
090	<b>380</b>	LIBRARY & ARCHIVAL SCIENCES
091		LIFE OR PHYSICAL SCIENCES, GENERAL
	<b>390</b>	NATURAL SCIENCES: BIOLOGICAL SCIENCES--UNSPECIFIED
100	391	Biochemistry
093	392	Biology
094	393	Botany
100	394	Genetics
100	395	Immunology
100	396	Microbiology
098	397	Physiology
099	398	Zoology
100	400	Biological Sciences, Other
	<b>410</b>	NATURAL SCIENCES: PHYSICAL SCIENCES--UNSPECIFIED
092	411	Astronomy
095	412	Chemistry
097	413	Physics
096	414	Earth, Atmosphere, and Oceanographic (Geological ! Sciences)
100	420	Physical Sciences
101	<b>430</b>	MATHEMATICS
101	<b>440</b>	STATISTICS
102	<b>450</b>	MILITARY STUDIES
103	<b>460</b>	MULTI/INTERDISCIPLINARY STUDIES
104	<b>470</b>	PARKS & RECREATION
	<b>480</b>	PHILOSOPHY AND RELIGION
	<b>490</b>	THEOLOGY

**EXHIBIT G-1: DISCIPLINE CROSSWALK, NSOPF 1988-1993  
CODES FOR MAJOR FIELDS OF STUDY AND ACADEMIC DISCIPLINES.**

<b>1988 CODES</b>	<b>1993 CODES</b>	
107	<b>500</b>	PROTECTIVE SERVICES (e.g., Criminal Justice, Fire Protection)
106	<b>510</b>	PSYCHOLOGY
108	<b>520</b>	PUBLIC AFFAIRS (e.g., Community Services, Public Administration, Public Works, Social Work)
109	<b>530</b>	SCIENCE TECHNOLOGIES
	<b>540</b>	SOCIAL SCIENCES AND HISTORY--UNSPECIFIED
110	541	Social Sciences, General
111	542	Anthropology
112	543	Archeology
113	544	Area & Ethnic Studies
114	545	Demography
115	546	Economics
116	547	Geography
117	548	History
118	549	International Relations
119	550	Political Science
120	551	Sociology
121	560	Other Social Sciences
	570	VOCATIONAL TRAINING--UNSPECIFIED
	<b>600</b>	CONSTRUCTION TRADES --UNSPECIFIED 1
122	601	Carpentry
123	602	Electrician
124	603	Plumbing
125	610	Other Construction Trades
	<b>620</b>	CONSUMER, PERSONAL, & MISC. SERVICES --UNSPECIFIED
126	621	Personal Services (e.g., Barbering, Cosmetology)

**EXHIBIT G-1: DISCIPLINE CROSSWALK, NSOPF 1988-1993  
CODES FOR MAJOR FIELDS OF STUDY AND ACADEMIC DISCIPLINES.**

<b>1988 CODES</b>	<b>1993 CODES</b>	
		CONSUMER, PERSONAL, & MISC. SERVICES --UNSPECIFIED (CONT'D)
127	630	Other Consumer Services
	<b>640</b>	MECHANICS AND REPAIRERS--UNSPECIFIED
128	641	Electrical & Electronics Equipment Repair
129	642	Heating, Air Conditioning, & Refrigeration Mechanics
130	643	Vehicle & Mobile Equipment Mechanics & Repairers
131	644	Other Mechanics & Repairers
	<b>660</b>	PRECISION PRODUCTION--UNSPECIFIED
132	661	Drafting
133	662	Graphic & Print Communications
134	663	Leatherworking & Upholstering
135	664	Precision Metal Work
136	665	Woodworking
137	670	Other Precision Production Work
	<b>680</b>	TRANSPORTATION AND MATERIAL MOVING--UNSPECIFIED
138	681	Air Transportation (e.g., Piloting, Traffic Control, Flight Attendance, Aviation Management)
139	682	Land Vehicle & Equipment Operation
140	683	Water Transportation (e.g., Boat & Fishing Operations, Deep Water Diving, Marina Operations, Sailors & Deckhands)
141	<b>690</b>	Other Transportation & Material Moving
888	<b>900</b>	OTHER (IF YOU USE THIS CODE, BE SURE TO WRITE IN A COMPLETE DESCRIPTION AT QUESTIONS 12-13, AND 16)





**Exhibit G-2: Derived Variable Crosswalk to NSOPF-88**



EXHIBIT G-2: DERIVED VARIABLE CROSSWALK TO NSOPF-88

NSOPF-93 DERIVED VARIABLE NAME	NSOPF-93 DERIVED VARIABLE TITLE	DERIVED VARIABLE TITLE FROM NSOPF-88	COMPARISON WITH NSOPF-88
XO1C35	Academic environment: Adequacy of internal funds for professional development		New.
XO1C34	Academic environment: Overall quality of facilities or resources		New.
XO1A9.	Academic rank	Academic rank categories	Matches.
XO1A10	Academic rank: Number of years since rank achieved	Academic rank--time in rank	Modified.
XO1F52	Age	Age	Matches.
XO2F52	Age: Distribution (matches 1988 NSOPF)	Age categories	Matches.
XO3F52	Age: Modified distribution	Age categories	Modified.
XO1A11	Appointment type	Appointment type	Matches.
XO2A11	Appointment type and status		New.
XO1B14	Awards: Undergraduate awards		New.
X37_0	Bureau of Economic Analysis region code		New.
XO3F53	Citizenship status		New.
XO2F57	Citizenship: Current (modified NSOPF-88 categories)		Modified 1988 Question 46. Codes for other country specified
XO3F57	Citizenship: Status		New.
XO1F56a	Citizenship: Status expanded		New.
XO2E47	Compensation: Basic salary annualized		New.
XO1E47	Compensation: Basic salary from institution	Compensation categories	Modified.
XO3E47	Compensation: Other income from institution	Compensation categories	Modified.
XO5E47	Compensation: Other outside income	Compensation categories	Modified.
XO4E47	Compensation: Outside consulting income	Compensation categories--consulting income categories	Modified.
XO6E47	Compensation: Total earned income	Compensation categories	Modified.
XO1B16	Degree: Highest degree	Degree type	Modified.

EXHIBIT G-2: DERIVED VARIABLE CROSSWALK TO NSOPF-88

NSOPF-93 DERIVED VARIABLE NAME	NSOPF-93 DERIVED VARIABLE TITLE	DERIVED VARIABLE TITLE FROM NSOPF-88	COMPARISON WITH NSOPF-88
XO3B16	Degree: Highest degree program area (matches NSOPF-88 categories)		Matches 1988 sort for "Program area categories.
XO7B16	Degree: Highest degree program area (more detailed classification)		New.
XO2B16	Degree: Highest degree year		New.
XO1B18	Employment: Employment sector of main other Fall 1992 job		New.
XO1B19	Employment: Employment sector of most recent main job ending before Fall 1992		New.
XO1A6	Employment: Number of years in current position at institution	Employment--years at institution	Modified.
XO1A4	Employment: Part-time faculty position only employment.	Employment--other full-time employment (part-time faculty only)	Modified.
XO6B16	Employment: Position at institution Fall 1992 first or only job since highest degree attained		New.
XO2B18	Employment: Primary responsibility of main other Fall 1992 job		New.
XO2B19	Employment: Primary responsibility of most recent main job		New.
XO2D46	Future: Age likely to retire from all paid employment	Future--categories for age likely to retire	Modified.
XO1D42	Future: Age likely to stop working at a post secondary institution	Future--categories for age likely to stop teaching	Modified.
XO5D41	Future: Likely to retire or accept a part- or full-time job in the next 3 years		New.
XO3D41	Future: Very likely to accept a full-time job in the next 3 years		New.
XO2D41	Future: Very likely to accept a part-time job in the next 3 years		New.
XO1D41	Future: Very likely to retire in the next 3 years		New.
XO4D41	Future: Very likely to retire or accept a part- or full-time job in the next 3 years	Future-plans	Matches.

EXHIBIT G-2: DERIVED VARIABLE CROSSWALK TO NSOPF-88

NSOPF-93 DERIVED VARIABLE NAME	NSOPF-93 DERIVED VARIABLE TITLE	DERIVED VARIABLE TITLE FROM NSOPF-88	COMPARISON WITH NSOPF-88
X01D46	Future: Years to retirement		New.
X05_0	Institution by Carnegie Classification I or II (1987)		New.
X07_0	Institution control (1991-92 IPEDS)		New.
X36_0	Institution expenditures collapsed: Educational and general		New.
X32_0	Institution expenditures collapsed: Instruction		New.
X34_0	Institution expenditures collapsed: Research		New.
X35_0	Institution expenditures: Educational and general		New.
X31_0	Institution expenditures: Instruction		New.
X33_0.	Institution expenditures: Research		New.
X18_0	Institution size collapsed: FTE first-professional enrollment		New.
X22_0	Institution size collapsed: FTE graduate enrollment		New.
X14_0	Institution size collapsed: FTE undergraduate		New.
X16_0	Institution size collapsed: Number first-professional students enrolled		New.
X20_0	Institution size collapsed: Number graduate students enrolled		New.
X12_0	Institution size collapsed: Number undergraduate students enrolled		New.
X24_0	Institution size collapsed: Total enrollment		New.
X26_0	Institution size collapsed: Total FTE enrollment		New.
X17_0	Institution size: FTE first-professional enrollment		New.
X21_0	Institution size: FTE graduate enrollment		New.

EXHIBIT G-2: DERIVED VARIABLE CROSSWALK TO NSOPF-88

NSOPF-93 DERIVED VARIABLE NAME	NSOPF-93 DERIVED VARIABLE TITLE	DERIVED VARIABLE TITLE FROM NSOPF-88	COMPARISON WITH NSOPF-88
X13_0	Institution size: FTE undergraduate enrollment		New.
X15_0	Institution size: Number first-professional students enrolled		New.
X19_0	Institution size: Number graduate students enrolled		New.
X11_0	Institution size: Number undergraduate students enrolled		New.
X23_0	Institution size: Total enrollment		New.
X25_0	Institution size: Total FTE enrollment		New.
X01_0	Institution strata (matches NSOPF-88 categories)	Strata categories	Matches.
X02_0	Institution strata (modified NSOPF-88 categories)	Strata categories	Modified.
X04_0	Institution strata (modified NSOPF-93 sampling strata)		New.
X09_0	Institution strata (NSOPF-88 and modified 1994 Carnegie)		New.
X08_0	Institution strata (NSOPF-88 strata modified further)	Strata categories (collapsed)	Modified.
X06_0	Institution type (1991-92 IPEDS)		New.
X27_0	Minority enrollment: Percent American Indian/Alaskan Native		New.
X28_0	Minority enrollment: Percent Asian/Pacific Islander		New.
X29_0	Minority enrollment: Percent Black Non-Hispanic		New.
X30_0	Minority enrollment: Percent Black		New.
X01_2	Primary activity, all (non-credit teachers included)		New.
X02_2	Primary activity, modified		New.
X03C33	Productivity, non-teaching: Average award (total funds divided by total grants/contracts)		New.

EXHIBIT G-2: DERIVED VARIABLE CROSSWALK TO NSOPF-88

NSOPF-93 DERIVED VARIABLE NAME	NSOPF-93 DERIVED VARIABLE TITLE	DERIVED VARIABLE TITLE FROM NSOPF-88	COMPARISON WITH NSOPF-88
X03B20	Productivity, non-teaching: Career output for book reviews	Publications-number during career	Matches.
X02B20	Productivity, non-teaching: Career output for books, chapters	Publications-number during career	Matches.
X06B20	Productivity, non-teaching: Career output for number of publications	Publications-categories for number during career	Modified.
X07B20	Productivity, non-teaching: Career output for number of years for total career refereed articles		New.
X04B20	Productivity, non-teaching: Career output for other reports	Publications-number during career	Matches.
X05B20	Productivity, non-teaching: Career output for presentations, exhibitions	Publications-number during career	Matches.
X01B20	Productivity, non-teaching: Career output for refereed articles Publications-number during career		Matches.
X05C21	Productivity, non-teaching: Number of graduate committees chaired		New.
X02C21	Productivity, non-teaching: Number of graduate committees served on		New.
X04C21	Productivity, non-teaching: Number of undergraduate committees chaired		New.
X01C21	Productivity, non-teaching: Number of undergraduate committees served on		New.
X10B20	Productivity, non-teaching: Output past 2 years for book reviews	Publications-number during last 2 years	Matches.
X09B20	Productivity, non-teaching: Output past 2 years for books, chapters.	Publications-number during last 2 years	Matches.
X13B20	Productivity, non-teaching: Output past 2 years for number of publications		New.
X11B20	Productivity, non-teaching: Output past 2 years for other reports	Publications-number during last 2 years	Matches.
X12B20	Productivity, non-teaching: Output past 2 years for presentations, exhibitions	Publications-number during last 2 years	Matches.

EXHIBIT G-2: DERIVED VARIABLE CROSSWALK TO NSOPF-88

NSOPF-93 DERIVED VARIABLE NAME	NSOPF-93 DERIVED VARIABLE TITLE	DERIVED VARIABLE TITLE FROM NSOPF-88	COMPARISON WITH NSOPF-88
X08B20	Productivity, non-teaching: Output past 2 years for refereed articles	Publications-number during last 2 years	Matches.
X06C21	Productivity, non-teaching: Total committees chaired		New.
X03C21	Productivity, non-teaching: Total committees served on		New.
X02C33	Productivity, non-teaching: Total funds		New.
X19C23	Productivity, teaching: Average number teaching assistants per class in 5 or fewer classes for credit		New.
X05C23	Productivity, teaching: Level of classroom instruction		New.
X01C25	Productivity, teaching: Level of individualized instruction		New.
X09C23	Productivity, teaching: Number of graduate classes taught for credit (5 or fewer)		New.
X14C23	Productivity, teaching: Number of students taught in 5 or fewer classes for credit		New.
X08C23	Productivity, teaching: Number of undergraduate classes taught for credit (5 or fewer)		New.
X03C23	Productivity teaching: Total classroom credit hours in 5 or fewer classes		New.
X04C23	Productivity teaching: Total classroom individual credit hours in 5 or fewer classes		New.
X02C23	Productivity teaching: Total classroom student contact hours per week in 5 or fewer classes for credit	Hours--student contact	Modified.
X08C25	Productivity, teaching: Total contact hours per week for graduate students receiving individualized instruction for credit		New.
X07C25	Productivity, teaching: Total contact hours per week for undergraduate students receiving individualized instruction for credit		New.



EXHIBIT G-2: DERIVED VARIABLE CROSSWALK TO NSOPF-88

NSOPF-93 DERIVED VARIABLE NAME	NSOPF-93 DERIVED VARIABLE TITLE	DERIVED VARIABLE TITLE FROM NSOPF-88	COMPARISON WITH NSOPF-88
X09C25	Productivity, teaching: Total contact hours per week of individualized instruction for credit		New.
X01C23	Productivity, teaching: Total hours spent teaching per week in 5 or fewer classes for credit	Hours—classroom	Modified.
X05C25	Productivity, teaching: Total number of graduate students receiving individualized instruction for credit		New.
X04C25	Productivity, teaching: Total number of undergraduate students receiving individualized instruction for credit		New.
X06C25	Productivity, teaching: Total students receiving individualized instruction for credit		New.
X02A13	Program area: Research categories (detailed classification)		New.
X01A13	Program area: Research categories (matches NSOPF-88 categories)		Matches 1988 sort for "Program area categories."
X02A12	Program area: Teaching categories (detailed classification)		New.
X01A12	Program area: Teaching categories (matches NSOPF-88 categories)	Program area—categories	Matches.
X03A12	Program area: Teaching or research (if no teaching area) detailed classification		New.
X01F53	Race		New.
X02F53	Race/ethnicity	Race/ethnicity	Modified.
X10_0	Ratio of FTE enrollment/FTE faculty		New.
X01_1	Role: Any instructional duties for credit		New.
X07_1	Role: Any instruction for credit with teaching as primary activity		New.
X03_1	Role: Duties collapsed		New.
X06_1	Role: Duties modified		New.

EXHIBIT G-2: DERIVED VARIABLE CROSSWALK TO NSOPF-88

NSOPF-93 DERIVED VARIABLE NAME	NSOPF-93 DERIVED VARIABLE TITLE	DERIVED VARIABLE TITLE FROM NSOPF-88	COMPARISON WITH NSOPF-88
X05_1	Role: Faculty status or instructional duties for credit		New.
X04_1	Role: Instructional duties by faculty status		New.
X02_1	Role: Specific duties and faculty status		New.
X01E49	SES: Average income per household member		New.
X01F55	SES: Family status	Marital status	Modified.
X01F58	SES: Parents' education		New.
X02A7	Tenure: Number of years tenured		New.
X01A7	Tenure: Tenure status	Tenure status categories	Modified.
X01C36	Time allocation: Average total hours per week worked	Hours—worked	Modified.
X07C37	Time allocation: Percentage of time preferred in administration		New.
X08C37	Time allocation: Percentage of time preferred in other activities		New.
X06C37	Time allocation: Percentage of time preferred in research		New.
X05C37	Time allocation: Percentage of time preferred in teaching		New.
X03C37	Time allocation: Percentage of time spent in administration	Time allocation categories	Modified.
X04C37	Time allocation: Percentage of time spent in other activities	Time allocation categories	Modified.
X02C37	Time allocation: Percentage of time spent in research	Time allocation categories	Modified.
X01C37	Time allocation: Percentage of time spent in teaching	Time allocation categories	Modified.
X01C38	Union member	Employment—unionized/collective bargaining	Modified.

## **Appendix H**

### **Institution Recruitment Materials**

**Confirmation Form**  
**Faculty List Documentation Form**  
**Checklist (reverse side of Faculty List Documentation Form)**  
**Instructions for Preparing Lists of Faculty**  
**Instructions for Preparing Machine-Readable Lists of Faculty**  
**Affidavit of Nondisclosure**



**[TO BE COMPLETED BY THE CHIEF ADMINISTRATIVE OFFICER]**

## Confirmation Form

1992-93 National Study of Postsecondary Faculty (NSOPF-93)

**Correct label information:**  
(Write in any address  
corrections on or alongside  
the label)

**Please type or print**

Please type or print

Name of Chief Administrative Officer \_\_\_\_\_  
(if different from above) Last First

Name of Institution \_\_\_\_\_

Institutional Coordinator. Institutional official who will prepare the lists of faculty for the 1992-1993 National Study of Postsecondary Faculty (see "Instructions for Preparing Lists of Faculty") and act as a liaison to the study.

Name \_\_\_\_\_  
Last First

Institutional Title \_\_\_\_\_

Mailing Address \_\_\_\_\_  
\_\_\_\_\_

Campus Telephone (\_\_\_\_) \_\_\_\_\_

**Institutional Respondent.** Institutional official who has been designated to receive the questionnaire on institutional characteristics, policies, and practices. (The Institutional Respondent may be the same person who acts as the Institutional Coordinator.)

Name \_\_\_\_\_

\_\_\_\_\_ Last \_\_\_\_\_ First

Institutional Title \_\_\_\_\_

Mailing Address \_\_\_\_\_

\_\_\_\_\_

Campus Telephone (\_\_\_\_\_) \_\_\_\_\_

Please return the white and yellow copies of this form to the government contractor within 5 days. You may fax the form, or return it in the pre-paid envelope provided.

**Fax form to:**

**Dr. Sameer Y. Abraham**  
NORC, University of Chicago  
NSOPF-93 (4552)  
(312) 753-7886

**Mail form to:**

**Dr. Sameer Y. Abraham**  
Project Director, NSOPF-93 (4552)  
NORC, University of Chicago  
1525 East 55th Street  
Chicago, Illinois 60615

**Thank you again for your cooperation**

[TO BE COMPLETED BY THE INSTITUTIONAL COORDINATOR]

**Faculty List Documentation Form**

1992-93 National Study of Postsecondary Faculty (NSOPF-93)

Correct label information:  
(Write in any address  
corrections on or alongside  
the label)

Please complete both sides of this form and return it along with the complete faculty lists.

1. Institutional coordinator information:





Institutional Coordinator	_____
	Last name First name
Name of Institution	_____
Institutional Title	_____

2. How many individuals and/or offices provided information for the faculty lists? \_\_\_\_\_

3. For each separate individual and/or office (e.g., payroll, personnel, etc.) providing data, list below the name, title, and telephone number of a person we can contact should we have any questions concerning the lists.

Contact Person				Name of Office (e.g., personnel, payroll, etc.)	Data Provided (e.g., department discipline, etc.)
Last Name	First Name	Title	Telephone		
1. _____	_____	_____	( ) _____	_____	_____
2. _____	_____	_____	( ) _____	_____	_____
3. _____	_____	_____	( ) _____	_____	_____
4. _____	_____	_____	( ) _____	_____	_____
5. _____	_____	_____	( ) _____	_____	_____
6. _____	_____	_____	( ) _____	_____	_____

4. Please indicate the format of the faculty lists.

- ☐ Hard copy  How many different hard copy lists are being submitted? \_\_\_\_\_
- ☐ Floppy disk  Please complete the Instructions for Preparing Machine-Readable Lists of Faculty form.
- ☐ Computer tape  Please complete the Instructions for Preparing Machine-Readable Lists of Faculty form.
- ☐ Other  Please explain: \_\_\_\_\_  
\_\_\_\_\_

PLEASE COMPLETE THE REVERSE PAGE