

Educational attainment

July 2000

Changes in educational attainment over time indicate fluctuations in the demand for skills and knowledge in the work force as well as societal changes. An increase in the overall level of educational attainment can reflect the increasing emphasis society places on completing high school and college. Completing high school or college is an important educational accomplishment that yields many benefits, such as better job opportunities and higher earnings.

- The educational attainment of 25- to 29-year-olds increased between 1971 and 1998. The percentage with a high school diploma or equivalency certificate rose from 78 to 88 percent; the percentage of high school completers with some college rose from 44 to 66 percent; and the percentage of high school completers with a bachelor's degree or higher rose from 22 to 31 percent.
- The educational attainment of blacks ages 25–29 increased across all education levels between 1971 and 1998. During this period, the rates of high school completion became more similar for blacks and whites. In 1971, blacks ages 25–29 completed high school at a rate that was 72 percent of the rate of whites, while in 1998 the high school completion rate for blacks was 94 percent of the rate of whites. In contrast, the gaps in attainment between white and black high school completers with some college remained about the same, and the gap for those with a bachelor's degree or higher widened.
- The educational attainment of Hispanics ages 25–29 increased across all levels between 1971 and 1998. However, despite these increases, the gaps in attainment between Hispanics and whites remained similar at every attainment level during this period.
- In 1971, females ages 25–29 had lower rates of attainment at every education level than their male peers. However, between 1971 and 1998, the educational attainment of females increased at a faster rate than that of males, and by 1998, the attainment rate of females surpassed that of their male peers.

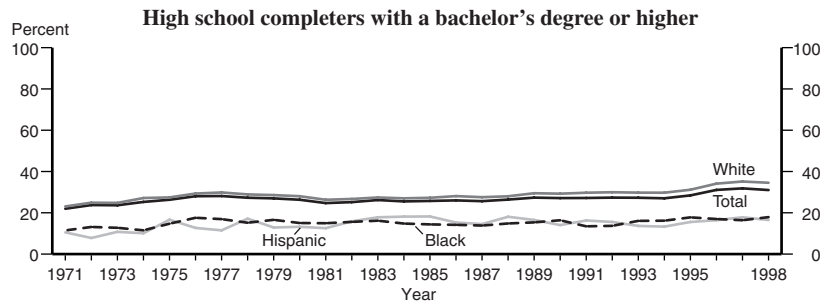
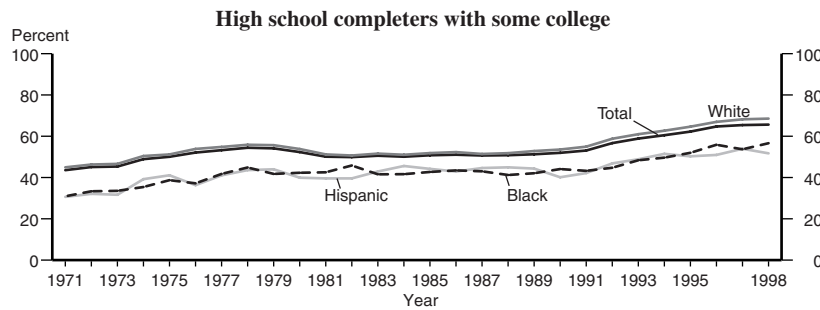
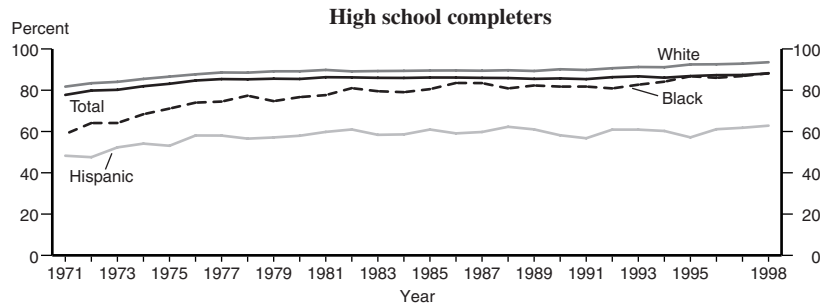
Percentage of 25- to 29-year-olds who completed high school and percentage of high school completers with some college or a bachelor's degree or higher, by race-ethnicity: March 1971–98

March	High school completers with:											
	Diploma or equivalency certificate				Some college				Bachelor's degree or higher			
	Total	White	Black	Hispanic	Total	White	Black	Hispanic	Total	White	Black	Hispanic
1971	77.7	81.7	58.8	48.3	43.6	44.9	30.9	30.6	22.0	23.1	11.5	10.5
1973	80.2	84.0	64.1	52.3	45.3	46.6	33.5	31.6	23.6	24.8	12.7	10.8
1975	83.1	86.6	71.1	53.1	50.1	51.2	38.7	41.1	26.3	27.5	14.7	16.6
1977	85.4	88.6	74.5	58.0	53.2	54.8	41.7	41.1	28.1	29.8	16.9	11.5
1979	85.6	89.2	74.7	57.1	54.1	55.7	41.7	44.0	27.0	28.6	16.6	12.9
1981	86.3	89.8	77.6	59.8	50.1	51.2	42.5	39.6	24.7	26.3	14.9	12.5
1983	86.0	89.3	79.5	58.4	50.6	51.6	41.6	42.9	26.2	27.4	16.2	17.8
1985	86.2	89.5	80.5	61.0	50.8	51.8	42.7	44.2	25.7	27.3	14.4	18.2
1987	86.0	89.4	83.5	59.8	50.7	51.4	43.0	44.6	25.6	27.6	13.8	14.5
1989	85.5	89.3	82.3	61.0	51.3	52.8	42.1	44.3	27.3	29.5	15.4	16.5
1991	85.4	89.8	81.8	56.7	53.1	54.9	43.2	42.2	27.2	29.7	13.4	16.3
1992	86.3	90.6	80.9	60.9	56.7	58.8	44.7	46.8	27.3	30.0	13.7	15.6
1993	86.7	91.2	82.7	60.9	58.9	61.0	48.4	48.8	27.3	29.8	16.1	13.6
1994	86.1	91.1	84.1	60.3	60.5	62.7	49.6	51.5	27.0	29.7	16.2	13.3
1995	86.9	92.5	86.8	57.2	62.2	64.6	52.0	50.3	28.4	31.2	17.8	15.5
1996	87.3	92.6	86.0	61.1	64.7	67.0	55.9	50.9	31.1	34.1	17.0	16.4
1997	87.4	92.9	86.9	61.8	65.4	68.2	53.7	53.9	31.8	35.2	16.4	17.8
1998	88.1	93.6	88.2	62.8	65.6	68.5	56.6	51.7	31.0	34.5	17.9	16.5

NOTE: The Current Population Survey (CPS) questions used to obtain educational attainment were changed in 1992. In 1994, the survey instrument for the CPS was changed and weights were adjusted. Included in totals but not shown separately are other racial-ethnic groups.

SOURCE: U.S. Department of Commerce, Bureau of the Census, March Current Population Surveys.

Percentage of 25- to 29-year-olds who completed high school and percentage of high school completers with some college or a bachelor's degree or higher, by race-ethnicity: March 1971-98



NOTE: The Current Population Survey (CPS) questions used to obtain educational attainment were changed in 1992. In 1994, the survey instrument for the CPS was changed and weights were adjusted. Included in totals but not shown separately are other racial-ethnic groups.

SOURCE: U.S. Department of Commerce, Bureau of the Census, March Current Population Surveys.

This indicator is one of 60 from *The Condition of Education 1999*. It is in the public domain and may be reproduced without permission. Suggested citation: U.S. Department of Education, National Center for Education Statistics, *The Condition of Education 1999*, NCES 2000-010, Washington, DC: U.S. Government Printing Office. To obtain a copy of the full volume of *The Condition of Education 1999*, contact ED Pubs at (877) 433-7827 (e-mail: edpubs@inet.ed.gov). The full indicator and all supplemental tables pertaining to this indicator may be viewed at <http://nces.ed.gov/pubsearch/pubsinfo.asp?pubid=2000010>.