

# Mapping State Proficiency Standards Onto the NAEP Scales: Results From the 2013 NAEP Reading and Mathematics Assessments

## NORTH DAKOTA

### Reading

How do North Dakota's reading standards for proficient performance at grades 4 and 8 in 2013 map onto the NAEP scale?

	NAEP scale equivalent	NAEP achievement level
Grade 4	205	below Basic
Grade 8	249	Basic

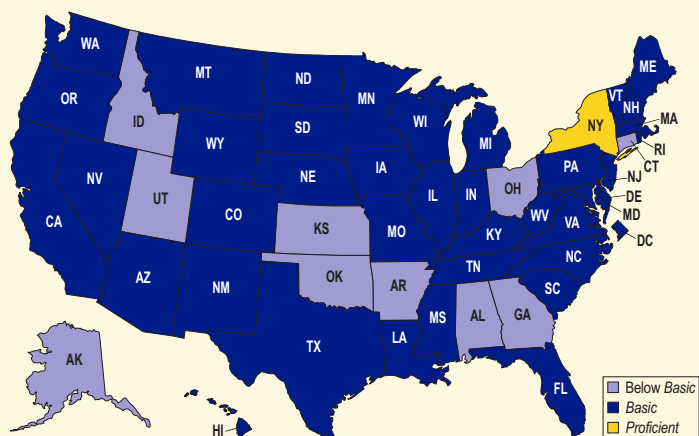
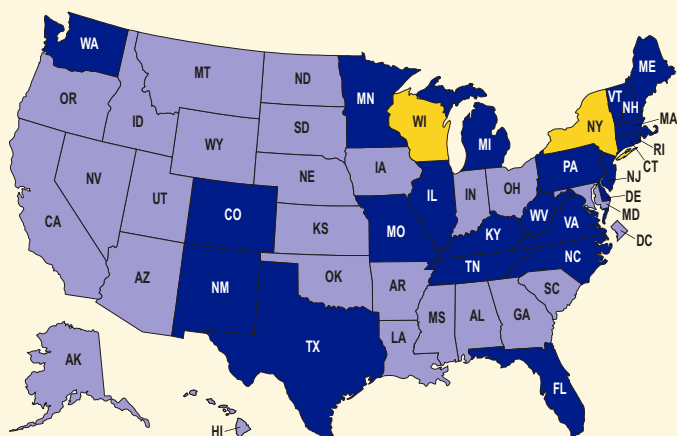
How do North Dakota's reading standards for proficient performance at grades 4 and 8 in 2009 and 2011 map onto the NAEP scale?

	2009 NAEP scale equivalent	2009 NAEP achievement level	2011 NAEP scale equivalent	2011 NAEP achievement level
Grade 4	203	below Basic	205	below Basic
Grade 8	253	Basic	250	Basic

How do North Dakota's reading standards for proficient performance at grades 4 and 8 in 2013 compare with those of other states when expressed in terms of NAEP achievement levels?

	States below Basic	States at Basic	States at Proficient
Grade 4	26	23	2

	States below Basic	States at Basic	States at Proficient
Grade 8	10	40	1



### Changes to North Dakota's reading assessments between 2011 and 2013

	No changes made	Changed cut scores	Changed the period of administration	Changed assessment items	Used entirely different assessment	Realigned to new content standards	Changed proficiency standards	Changed accommodation policy	Changed re-test policy	Changed test contractors	Change assessment delivery mode
Grade 4	Yes										
Grade 8	Yes										

NOTE: The NCES Survey on State Assessment Changes from 2011 to 2013 provided contextual information about the state assessment program.

SOURCE: U.S. Department of Education, Institute of Education Sciences, National Center for Education Statistics, National Assessment of Educational Progress (NAEP), 2009, 2011, and 2013 Reading Assessments. U.S. Department of Education, Institute of Education Sciences, National Center for Education Statistics, National Assessment of Educational Progress (NAEP), 2013 Survey of State Assessment Changes.

For additional information, refer to the report and documentation at <http://nces.ed.gov/nationsreportcard/studies/statemapping>.

# Mapping State Proficiency Standards Onto the NAEP Scales: Results From the 2013 NAEP Reading and Mathematics Assessments

## NORTH DAKOTA

### Mathematics

How do North Dakota's mathematics standards for proficient performance at grades 4 and 8 in 2013 map onto the NAEP scale?

	NAEP scale equivalent	NAEP achievement level
Grade 4	225	Basic
Grade 8	273	Basic

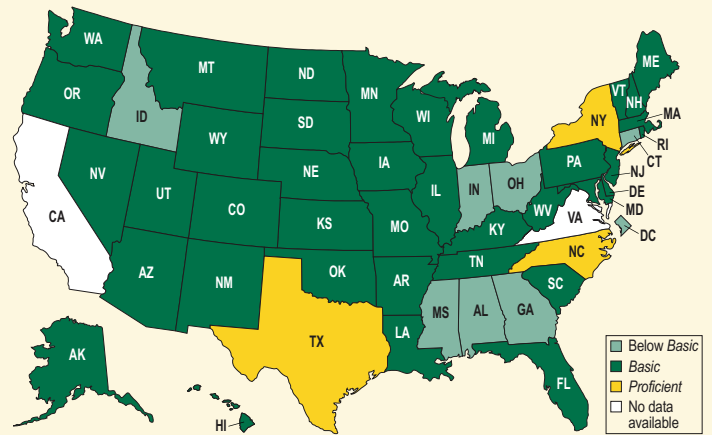
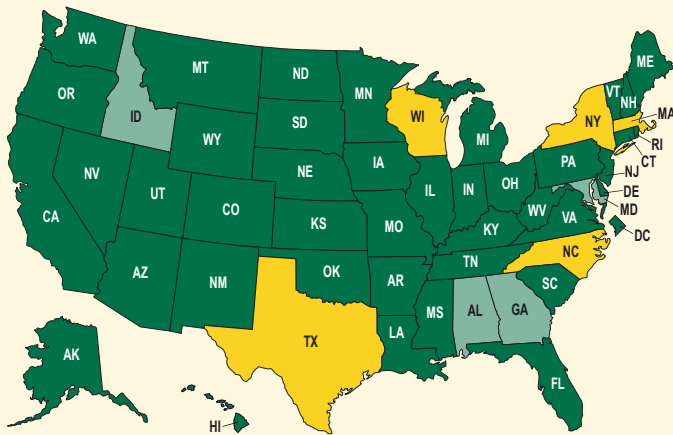
How do North Dakota's mathematics standards for proficient performance at grades 4 and 8 in 2009 and 2011 map onto the NAEP scale?

	2009 NAEP scale equivalent	2009 NAEP achievement level	2011 NAEP scale equivalent	2011 NAEP achievement level
Grade 4	225 ▲	Basic	224	Basic
Grade 8	279 ▲	Basic	276	Basic

How do North Dakota's mathematics standards for proficient performance at grades 4 and 8 in 2013 compare with those of other states when expressed in terms of NAEP achievement levels?

	States below Basic	States at Basic	States at Proficient
Grade 4	4	42	5

	States below Basic	States at Basic	States at Proficient
Grade 8	8	38	3



### Changes to North Dakota's mathematics assessments between 2011 and 2013

	No changes made	Changed cut scores	Changed the period of administration	Changed assessment items	Used entirely different assessment	Realigned to new content standards	Changed proficiency standards	Changed accommodation policy	Changed re-test policy	Changed test contractors	Change assessment delivery mode
Grade 4	Yes										
Grade 8	Yes										

▲ Relative error greater than .5.

NOTE: The NCES Survey on State Assessment Changes from 2011 to 2013 provided contextual information about the state assessment program.

SOURCE: U.S. Department of Education, Institute of Education Sciences, National Center for Education Statistics, National Assessment of Educational Progress (NAEP), 2009, 2011, and 2013 Mathematics Assessments. U.S. Department of Education, Institute of Education Sciences, National Center for Education Statistics, National Assessment of Educational Progress (NAEP), 2013 Survey of State Assessment Changes.

For additional information, refer to the report and documentation at <http://nces.ed.gov/nationsreportcard/studies/statemapping>.