

Mapping State Proficiency Standards Onto the NAEP Scales: Results From the 2013 NAEP Reading and Mathematics Assessments

MICHIGAN

Reading

How do Michigan's reading standards for proficient performance at grades 4 and 8 in 2013 map onto the NAEP scale?

	NAEP scale equivalent	NAEP achievement level
Grade 4	205	Basic
Grade 8	254	Basic

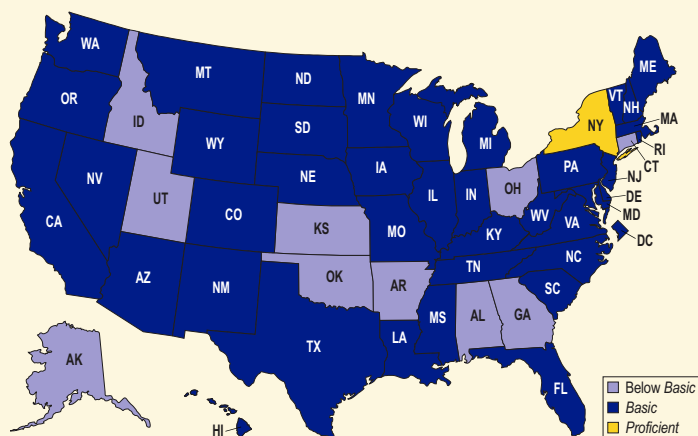
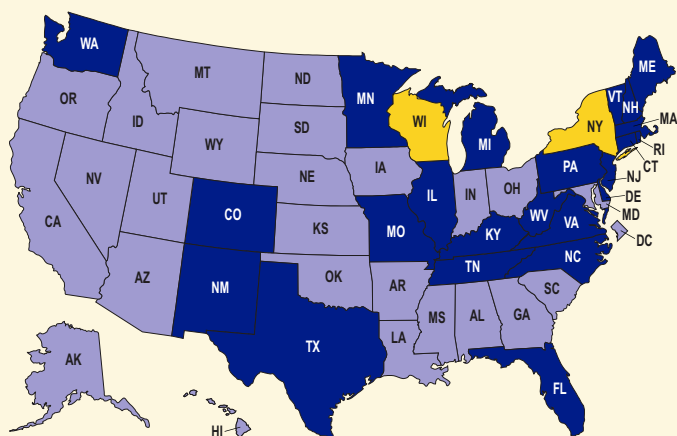
How do Michigan's reading standards for proficient performance at grades 4 and 8 in 2009 and 2011 map onto the NAEP scale?

	2009 NAEP scale equivalent	2009 NAEP achievement level	2011 NAEP scale equivalent	2011 NAEP achievement level
Grade 4	211	Basic	208	Basic
Grade 8	262	Basic	260	Basic

How do Michigan's reading standards for proficient performance at grades 4 and 8 in 2013 compare with those of other states when expressed in terms of NAEP achievement levels?

	States below Basic	States at Basic	States at Proficient
Grade 4	26	23	2

	States below Basic	States at Basic	States at Proficient
Grade 8	10	40	1



Changes to Michigan's reading assessments between 2011 and 2013

	No changes made	Changed cut scores	Changed the period of administration	Changed assessment items	Used entirely different assessment	Realigned to new content standards	Changed proficiency standards	Changed accommodation policy	Changed re-test policy	Changed test contractors	Change assessment delivery mode
Grade 4		Yes									
Grade 8		Yes									

NOTE: The NCES Survey on State Assessment Changes from 2011 to 2013 provided contextual information about the state assessment program.

SOURCE: U.S. Department of Education, Institute of Education Sciences, National Center for Education Statistics, National Assessment of Educational Progress (NAEP), 2009, 2011, and 2013 Reading Assessments. U.S. Department of Education, Institute of Education Sciences, National Center for Education Statistics, National Assessment of Educational Progress (NAEP), 2013 Survey of State Assessment Changes.

For additional information, refer to the report and documentation at <http://nces.ed.gov/nationsreportcard/studies/statemapping>.

Mapping State Proficiency Standards Onto the NAEP Scales: Results From the 2013 NAEP Reading and Mathematics Assessments

MICHIGAN

Mathematics

How do Michigan's mathematics standards for proficient performance at grades 4 and 8 in 2013 map onto the NAEP scale?

	NAEP scale equivalent	NAEP achievement level
Grade 4	242	Basic
Grade 8	295	Basic

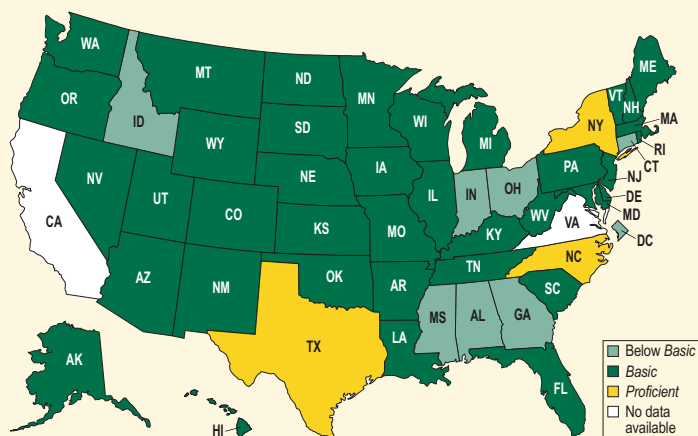
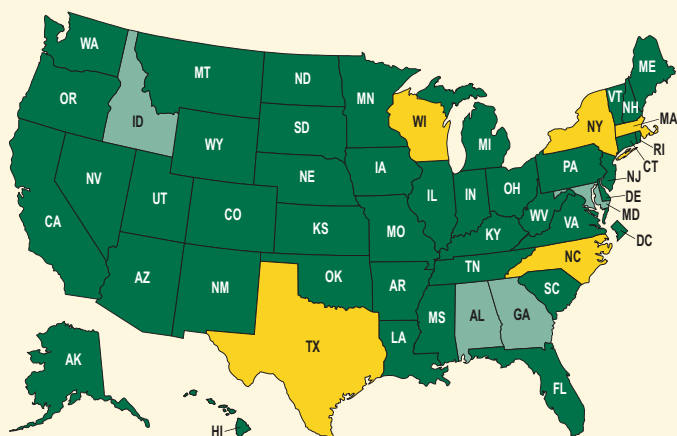
How do Michigan's mathematics standards for proficient performance at grades 4 and 8 in 2009 and 2011 map onto the NAEP scale?

	2009 NAEP scale equivalent	2009 NAEP achievement level	2011 NAEP scale equivalent	2011 NAEP achievement level
Grade 4	244	Basic	245	Basic
Grade 8	296	Basic	301	Proficient

How do Michigan's mathematics standards for proficient performance at grades 4 and 8 in 2013 compare with those of other states when expressed in terms of NAEP achievement levels?

	States below Basic	States at Basic	States at Proficient
Grade 4	4	42	5

	States below Basic	States at Basic	States at Proficient
Grade 8	8	38	3



Changes to Michigan's mathematics assessments between 2011 and 2013

	No changes made	Changed cut scores	Changed the period of administration	Changed assessment items	Used entirely different assessment	Realigned to new content standards	Changed proficiency standards	Changed accommodation policy	Changed re-test policy	Changed test contractors	Change assessment delivery mode
Grade 4		Yes									
Grade 8		Yes									

NOTE: The NCES Survey on State Assessment Changes from 2011 to 2013 provided contextual information about the state assessment program.

SOURCE: U.S. Department of Education, Institute of Education Sciences, National Center for Education Statistics, National Assessment of Educational Progress (NAEP), 2009, 2011, and 2013 Mathematics Assessments. U.S. Department of Education, Institute of Education Sciences, National Center for Education Statistics, National Assessment of Educational Progress (NAEP), 2013 Survey of State Assessment Changes.

For additional information, refer to the report and documentation at <http://nces.ed.gov/nationsreportcard/studies/statemapping>.