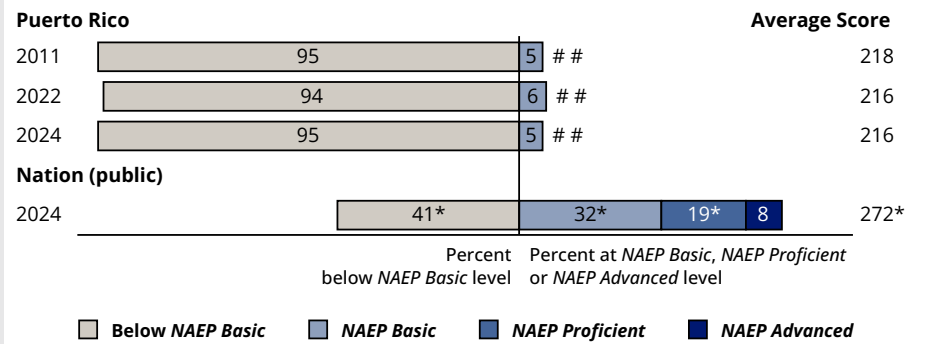


OVERALL RESULTS

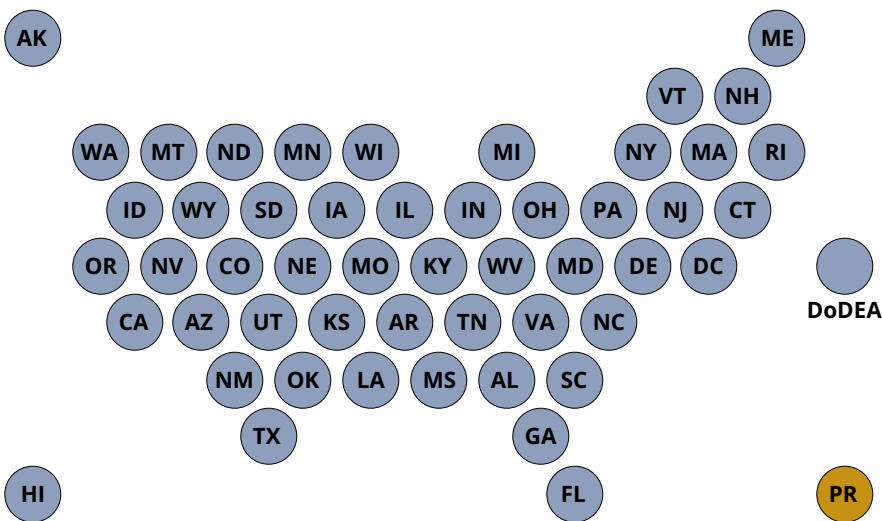
- In 2024, the average score of eighth-grade students in Puerto Rico was 216. This was lower than the average score of 272 for students in the nation.
- The average score for students in Puerto Rico in 2024 (216) was not significantly different from their average score in 2022 (216) and in 2011 (218).
- The percentage of students in Puerto Rico who performed at or above the NAEP Proficient level was 0 percent in 2024. This percentage was not significantly different from that in 2022 (0 percent) and in 2011 (0 percent).
- The percentage of students in Puerto Rico who performed at or above the NAEP Basic level was 5 percent in 2024. This percentage was not significantly different from that in 2022 (6 percent) and in 2011 (5 percent).

NAEP ACHIEVEMENT-LEVEL PERCENTAGES AND AVERAGE SCORE RESULTS



Rounds to zero.
* Significantly different ($p < .05$) from the state's results in 2024. Significance tests were performed using unrounded numbers.
NOTE: NAEP achievement levels are to be used on a trial basis and should be interpreted and used with caution. Detail may not sum to totals because of rounding.

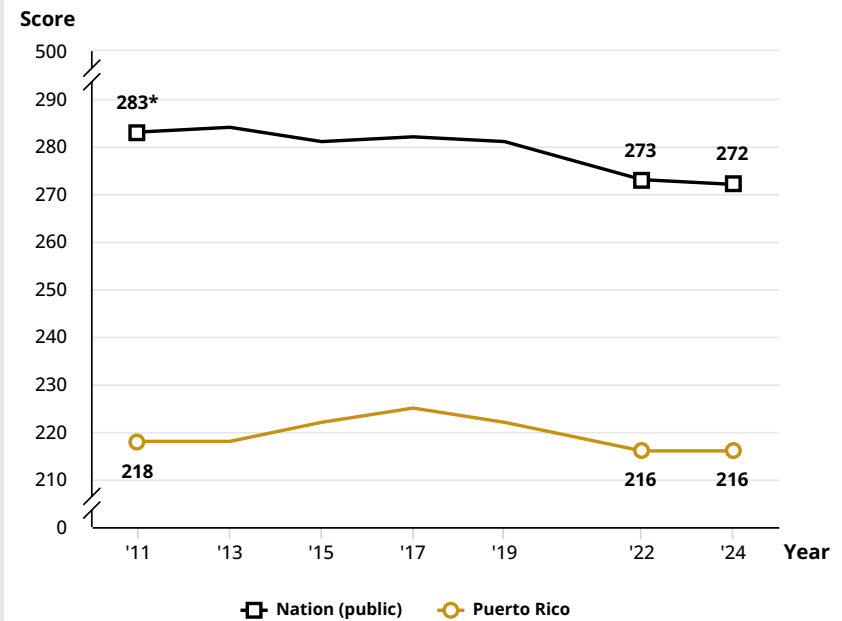
COMPARE THE AVERAGE SCORE IN 2024 TO OTHER STATES/JURISDICTIONS



In 2024, the average score in Puerto Rico (216) was
 lower than those in 52 states/jurisdictions
 higher than those in 0 states/jurisdictions
 not significantly different from those in 0 states/jurisdictions

DoDEA = Department of Defense Education Activity (overseas and domestic schools).

AVERAGE SCORES FOR STATE/JURISDICTION AND THE NATION (PUBLIC)



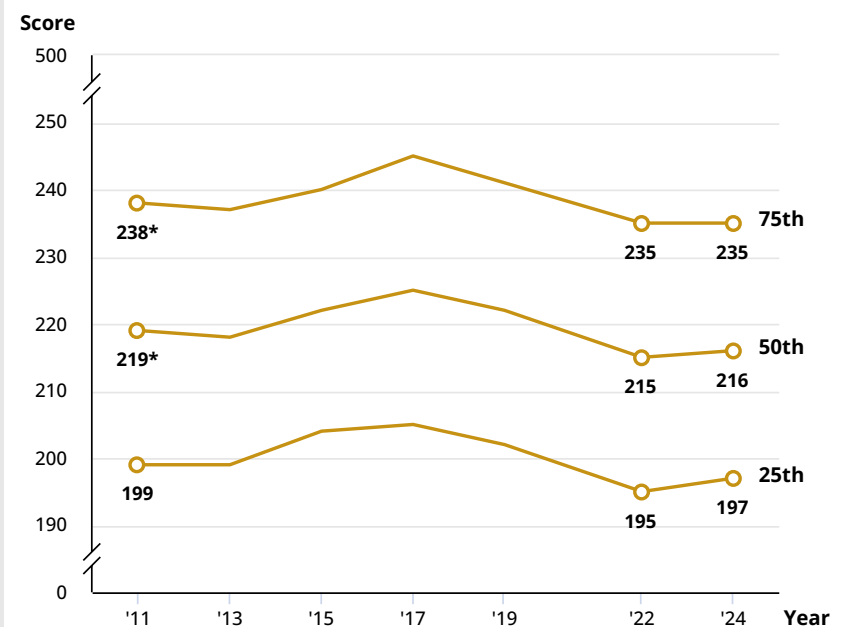
* Significantly different ($p < .05$) from 2024. Significance tests were performed using unrounded numbers.

RESULTS FOR STUDENT GROUPS IN 2024

| REPORTING GROUPS | PERCENTAGE OF STUDENTS | AVG. SCORE | PERCENTAGE AT OR ABOVE NAEP | | PERCENTAGE AT NAEP ADVANCED |
|--|------------------------|------------|-----------------------------|------------|-----------------------------|
| | | | BASIC | PROFICIENT | |
| Gender | | | | | |
| Male | 51 | 218 | 6 | # | # |
| Female | 49 | 214 | 4 | # | # |
| Days absent from school in the last month | | | | | |
| None | 23 | 216 | 5 | # | # |
| 1-2 days | 41 | 217 | 5 | # | # |
| 3-4 days | 24 | 218 | 6 | # | # |
| 5-10 days | 10 | 213 | 3 | # | # |
| More than 10 days | 3 | 207 | 2 | # | # |

Rounds to zero.
NOTE: Detail may not sum to totals because of rounding.

SCORES AT SELECTED PERCENTILES



* Significantly different ($p < .05$) from 2024. Significance tests were performed using unrounded numbers.