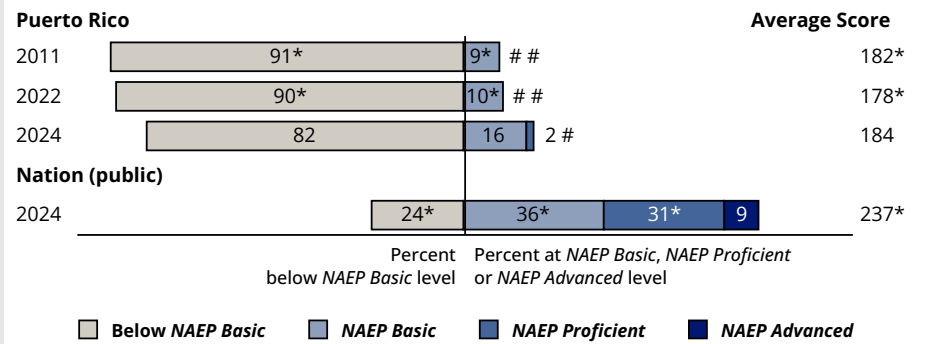


OVERALL RESULTS

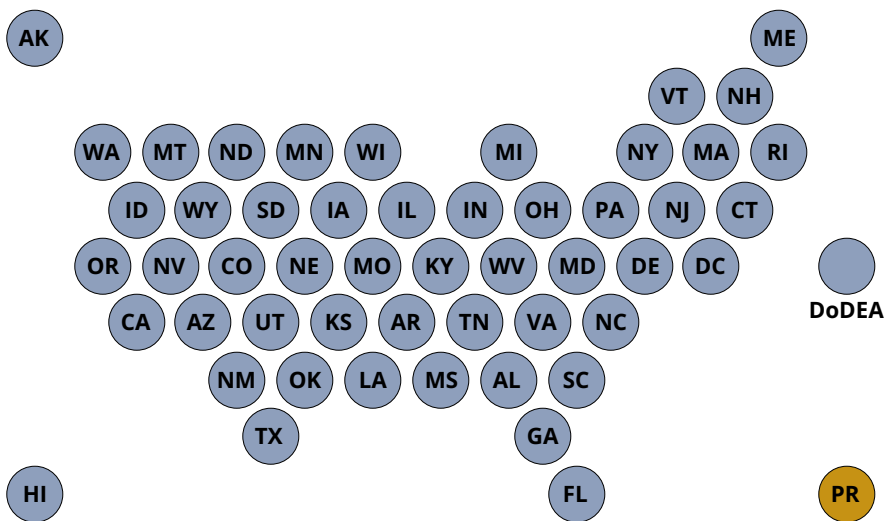
- In 2024, the average score of fourth-grade students in Puerto Rico was 184. This was lower than the average score of 237 for students in the nation.
- The average score for students in Puerto Rico in 2024 (184) was higher than their average score in 2022 (178) and in 2011 (182).
- The percentage of students in Puerto Rico who performed at or above the NAEP Proficient level was 2 percent in 2024. This percentage was greater than that in 2022 (0 percent) and in 2011 (0 percent).
- The percentage of students in Puerto Rico who performed at or above the NAEP Basic level was 18 percent in 2024. This percentage was greater than that in 2022 (10 percent) and in 2011 (9 percent).

NAEP ACHIEVEMENT-LEVEL PERCENTAGES AND AVERAGE SCORE RESULTS



Rounds to zero.
* Significantly different ($p < .05$) from the state's results in 2024. Significance tests were performed using unrounded numbers.
NOTE: NAEP achievement levels are to be used on a trial basis and should be interpreted and used with caution. Detail may not sum to totals because of rounding.

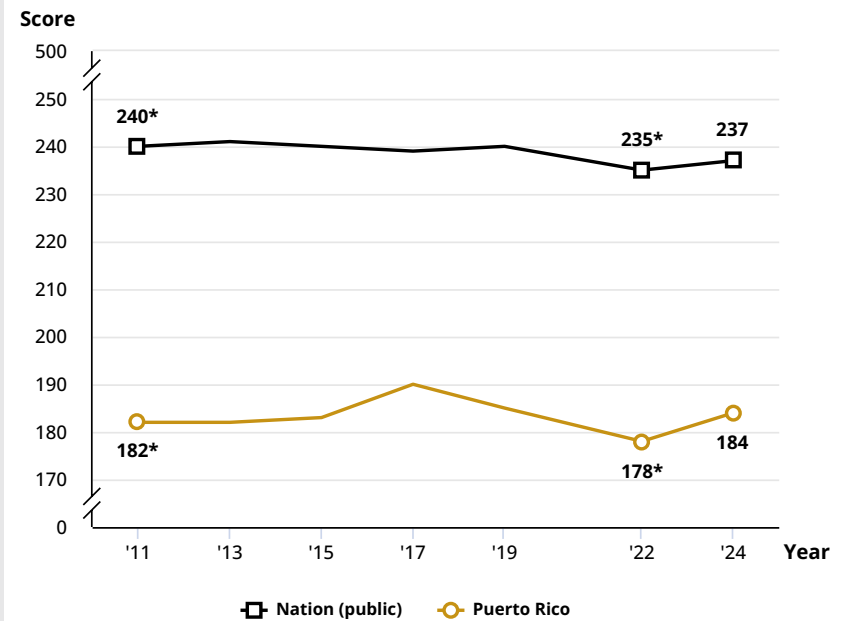
COMPARE THE AVERAGE SCORE IN 2024 TO OTHER STATES/JURISDICTIONS



In 2024, the average score in Puerto Rico (184) was
 lower than those in 52 states/jurisdictions
 higher than those in 0 states/jurisdictions
 not significantly different from those in 0 states/jurisdictions

DoDEA = Department of Defense Education Activity (overseas and domestic schools).

AVERAGE SCORES FOR STATE/JURISDICTION AND THE NATION (PUBLIC)



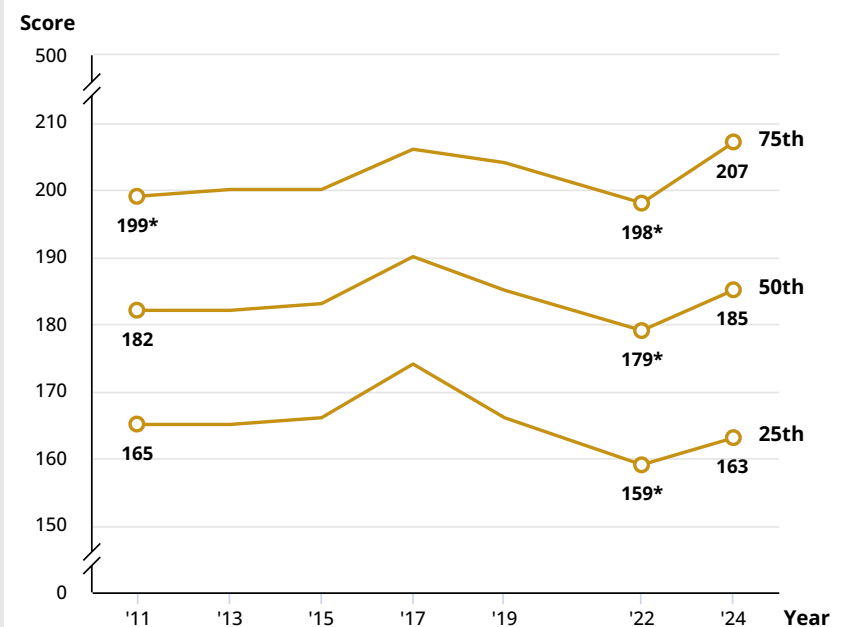
* Significantly different ($p < .05$) from 2024. Significance tests were performed using unrounded numbers.

RESULTS FOR STUDENT GROUPS IN 2024

REPORTING GROUPS	PERCENTAGE OF STUDENTS	AVG. SCORE	PERCENTAGE AT OR ABOVE NAEP		PERCENTAGE AT NAEP ADVANCED
			BASIC	PROFICIENT	
Gender					
Male	51	188	22	3	#
Female	49	181	14	1	#
Days absent from school in the last month					
None	25	186	20	2	#
1-2 days	34	186	19	2	#
3-4 days	20	185	17	2	#
5-10 days	11	181	16	2	#
More than 10 days	9	176	12	1	#

Rounds to zero.
NOTE: Detail may not sum to totals because of rounding.

SCORES AT SELECTED PERCENTILES



* Significantly different ($p < .05$) from 2024. Significance tests were performed using unrounded numbers.