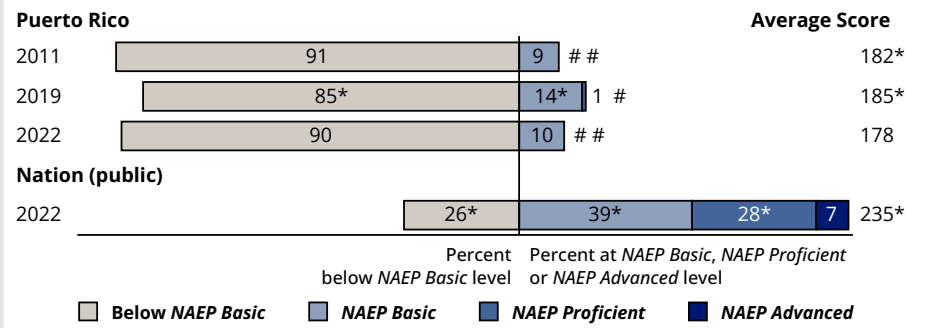


OVERALL RESULTS

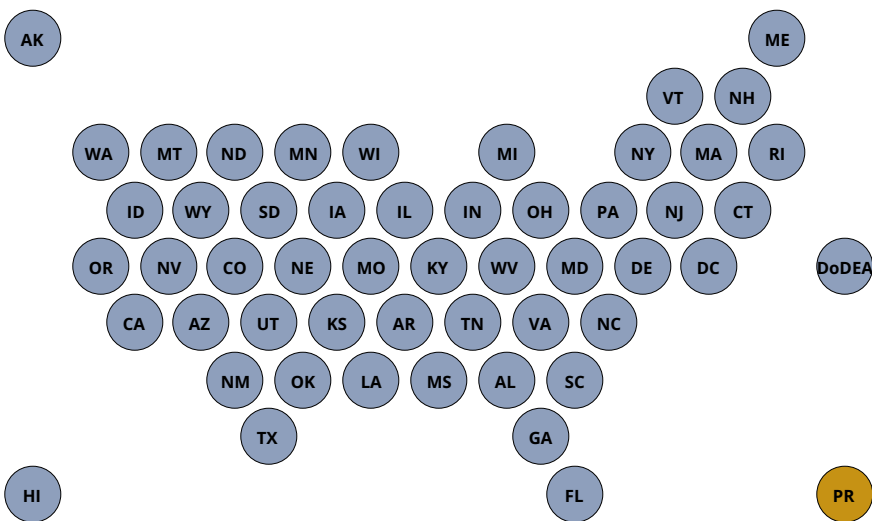
- In 2022, the average score of fourth-grade students in Puerto Rico was 178. This was lower than the average score of 235 for students in the nation.
- The average score for students in Puerto Rico in 2022 (178) was lower than their average score in 2019 (185) and in 2011 (182).
- The percentage of students in Puerto Rico who performed at or above the *NAEP Proficient* level was 0 percent in 2022. This percentage was not significantly different from that in 2019 (1 percent) and in 2011 (0 percent).
- The percentage of students in Puerto Rico who performed at or above the *NAEP Basic* level was 10 percent in 2022. This percentage was smaller than that in 2019 (15 percent) and was not significantly different from that in 2011 (9 percent).

NAEP ACHIEVEMENT-LEVEL PERCENTAGES AND AVERAGE SCORE RESULTS



Rounds to zero.
* Significantly different ($p < .05$) from the state's results in 2022. Significance tests were performed using unrounded numbers.
NOTE: NAEP achievement levels are to be used on a trial basis and should be interpreted and used with caution. Detail may not sum to totals because of rounding.

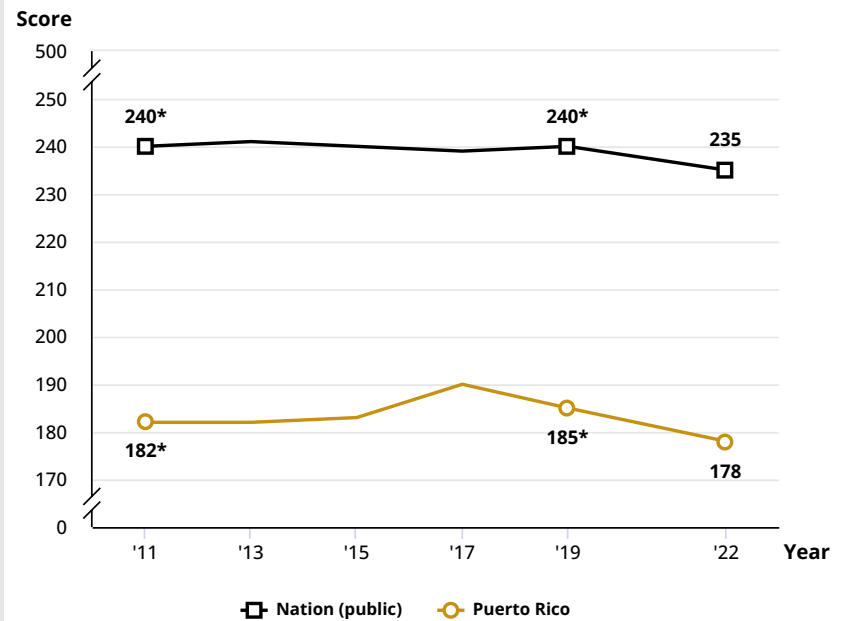
COMPARE THE AVERAGE SCORE IN 2022 TO OTHER STATES/JURISDICTIONS



In 2022, the average score in Puerto Rico (178) was
 lower than those in 52 states/jurisdictions
 higher than those in 0 states/jurisdictions
 not significantly different from those in 0 states/jurisdictions

DoDEA = Department of Defense Education Activity (overseas and domestic schools).

AVERAGE SCORES FOR STATE/JURISDICTION AND THE NATION (PUBLIC)



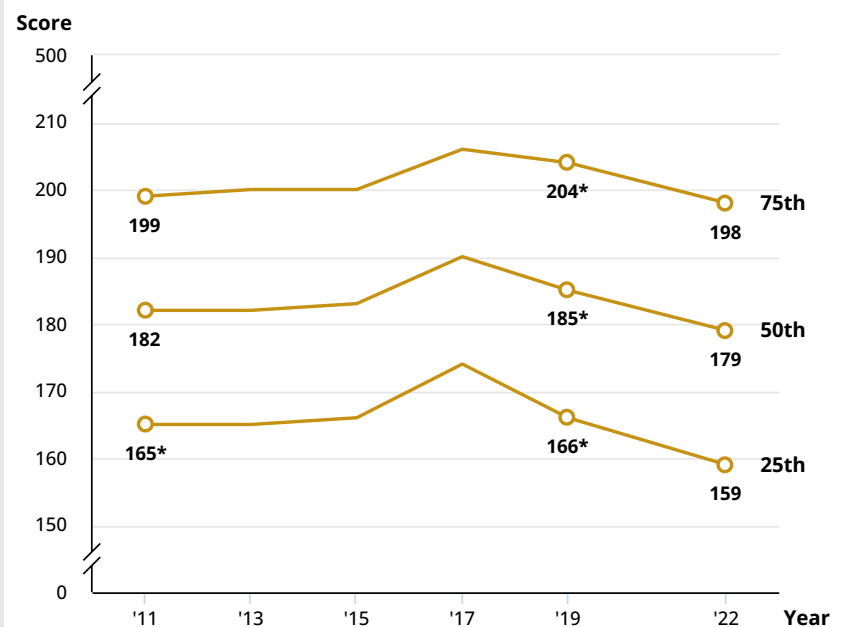
* Significantly different ($p < .05$) from 2022. Significance tests were performed using unrounded numbers.

RESULTS FOR STUDENT GROUPS IN 2022

REPORTING GROUPS	PERCENTAGE OF STUDENTS	AVG. SCORE	PERCENTAGE AT OR ABOVE NAEP		PERCENTAGE AT NAEP ADVANCED
			BASIC	PROFICIENT	
Gender					
Male	51	179	11	1	#
Female	49	177	10	#	#
Days absent from school in the last month					
None	31	182	13	1	#
1-2 days	35	181	12	#	#
3-4 days	14	178	9	#	#
5-10 days	10	175	9	#	#
More than 10 days	11	169	4	#	#

Rounds to zero.
NOTE: Detail may not sum to totals because of rounding.

SCORES AT SELECTED PERCENTILES



* Significantly different ($p < .05$) from 2022. Significance tests were performed using unrounded numbers.