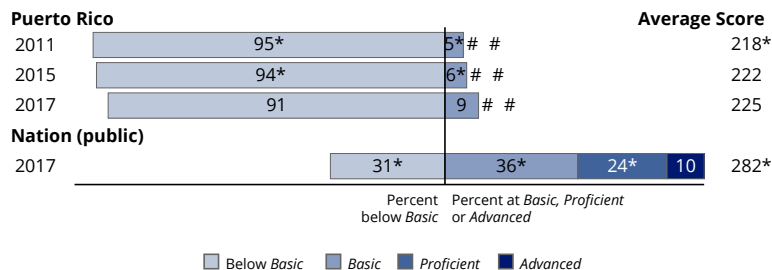


### Overall Results

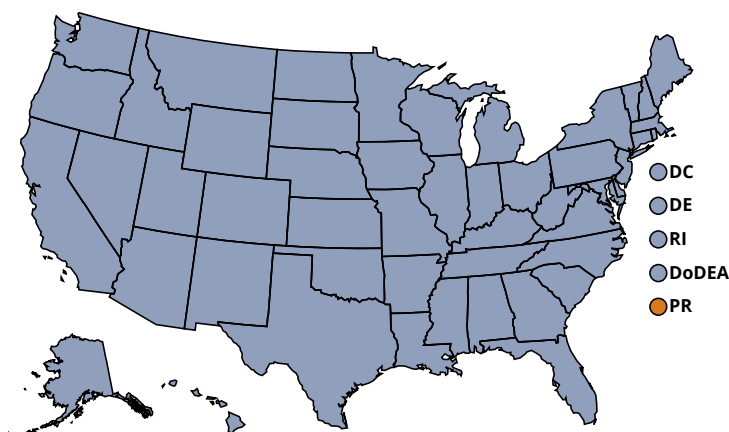
- In 2017, the average score of eighth-grade students in Puerto Rico was 225. This was lower than the average score of 282 for public school students in the nation.
- The average score for students in Puerto Rico in 2017 (225) was not significantly different from their average score in 2015 (222) and was higher than their average score in 2011 (218).
- The percentage of students in Puerto Rico who performed at or above the NAEP *Proficient* level rounded to 0 percent in 2017. This percentage was that in 2015 and was not significantly different from that in 2011.
- The percentage of students in Puerto Rico who performed at or above the NAEP *Basic* level was 9 percent in 2017. This percentage was greater than that in 2015 (6 percent) and in 2011 (5 percent).

### Achievement-Level Percentages and Average Score Results



# Rounds to zero.  
\* Significantly different ( $p < .05$ ) from state's results in 2017. Significance tests were performed using unrounded numbers.  
NOTE: Detail may not sum to totals because of rounding.

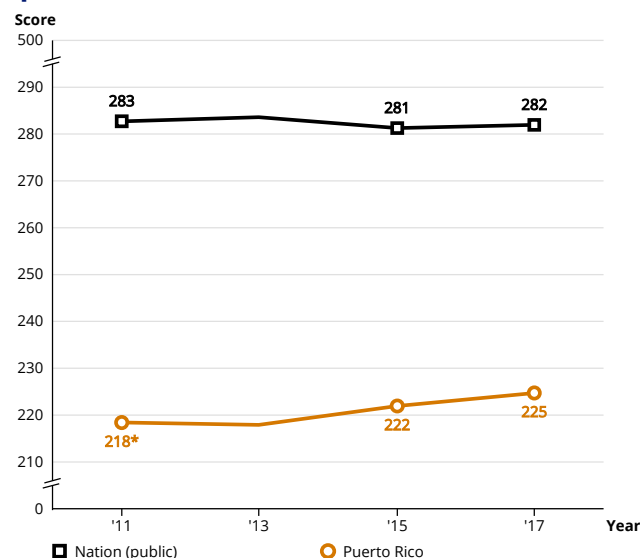
### Compare the Average Score in 2017 to Other States/Jurisdictions



In 2017, the average score in Puerto Rico (225) was  
 ■ lower than those in 52 states/jurisdictions  
 ■ higher than those in 0 states/jurisdictions  
 ■ not significantly different from those in 0 states/jurisdictions

DoDEA = Department of Defense Education Activity (overseas and domestic schools)

### Average Scores for State/Jurisdiction and Nation (public)



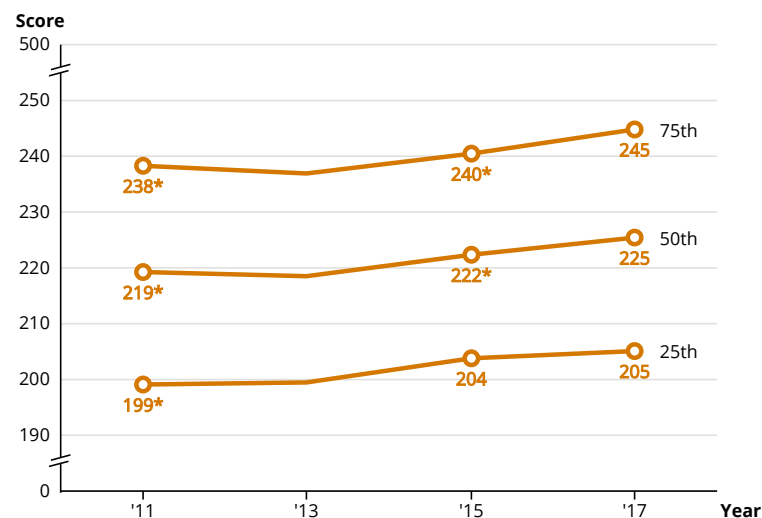
\* Significantly different ( $p < .05$ ) from 2017. Significance tests were performed using unrounded numbers.

### Results for Student Groups in 2017

Reporting Groups	Percentage of students	Avg. score	Percentage at or above		Percentage at Advanced
			Basic	Proficient	
<b>Gender</b>					
Male	51	224	10	#	#
Female	49	225	9	#	#
<b>Days absent from school in the last month</b>					
None	33	227	11	1	#
1-2 days	42	227	10	#	#
3-4 days	17	222	7	#	#
5-10 days	5	216	5	#	#
More than 10 days	2	214	5	#	#

# Rounds to zero.  
NOTE: Detail may not sum to totals because of rounding.

### Scores at Selected Percentiles



\* Significantly different ( $p < .05$ ) from 2017. Significance tests were performed using unrounded numbers.