

# THE 2009 High School Transcript Study

## USER'S GUIDE

# The 2009 High School Transcript Study User's Guide

**U.S. Department of Education**

Arne Duncan  
*Secretary*

**Institute of Education Sciences**

John Q. Easton  
*Director*

**National Center for Education Statistics**

Jack Buckley  
*Commissioner*

The National Center for Education Statistics (NCES) is the primary federal entity for collecting, analyzing, and reporting data related to education in the United States and other nations. It fulfills a congressional mandate to collect, collate, analyze, and report full and complete statistics on the condition of education in the United States; conduct and publish reports and specialized analyses of the meaning and significance of such statistics; assist state and local education agencies in improving their statistical systems; and review and report on education activities in foreign countries.

NCES activities are designed to address high-priority education data needs; provide consistent, reliable, complete, and accurate indicators of education status and trends; and report timely, useful, and high-quality data to the U.S. Department of Education, the Congress, the states, other education policymakers, practitioners, data users, and the general public. Unless specifically noted, all information contained herein is in the public domain.

We strive to make our products available in a variety of formats and in language that is appropriate to a variety of audiences. You, as our customer, are the best judge of our success in communicating information effectively. If you have any comments or suggestions about this or any other NCES product or report, we would like to hear from you. Please direct your comments to

NCES, IES, U.S. Department of Education  
1990 K Street NW  
Washington, DC 20006-5651

June 2011

The NCES Home Page address is <http://nces.ed.gov>.

The NCES Publications and Products address is <http://nces.ed.gov/pubsearch>.

This report was prepared for the National Center for Education Statistics under Contract No. ED-07-CO-0079 with Westat. Mention of trade names, commercial products, or organizations does not imply endorsement by the U.S. Government.

**Suggested Citation**

Nord, C., Hicks, L., Hoover, K., Jones, M., Lin, A., Lyons, M., Perkins, R., Roey, S., Rust, K., and Sickles, D. (2011). *The 2009 High School Transcript Study User's Guide* (NCES 2011-465). U.S. Department of Education, National Center for Education Statistics. Washington, DC: U.S. Government Printing Office.

**For ordering information on this report, write to**

ED Pubs, U.S. Department of Education  
P.O. Box 22207  
Alexandria, VA 22304

or call toll free 1-877-4-ED-Pubs or order online at <http://www.edpubs.gov>.

**Content Contact**

Janis Brown  
(202) 502-7482  
[janis.brown@ed.gov](mailto:janis.brown@ed.gov)

# What is The Nation's Report Card™?

The Nation's Report Card™ informs the public about the academic achievement of elementary and secondary students in the United States. Report cards communicate the findings of the National Assessment of Educational Progress (NAEP), a continuing and nationally representative measure of achievement in various subjects over time.

Since 1969, NAEP assessments have been conducted periodically in reading, mathematics, science, writing, U.S. history, civics, geography, and other subjects. NAEP collects and reports information on student performance at the national, state, and local levels, making the assessment an integral part of our nation's evaluation of the condition and progress of education. Only academic achievement data and related background information are collected. The privacy of individual students and their families is protected.

NAEP is a congressionally authorized project of the National Center for Education Statistics (NCES) within the Institute of Education Sciences of the U.S. Department of Education. The Commissioner of Education Statistics is responsible for carrying out the NAEP project. The National Assessment Governing Board oversees and sets policy for NAEP.

*This page intentionally left blank.*

# CONTENTS

<u>Chapter</u>		<u>Page</u>
1	INTRODUCTION .....	1
	A. Overview of the High School Transcript Study .....	1
	B. Relationship of HSTS 2009 and NAEP 2009 .....	2
	C. Contextual Background Data Provided for HSTS 2009 .....	3
	1. NAEP 2009 Questionnaires .....	4
	2. Transcripts .....	4
	3. School Forms, Catalogs, or Course Lists .....	5
	D. Participation and Confidentiality of Data .....	5
	E. Classification of Secondary School Courses (CSSC) .....	6
	F. Comparing HSTS 2009 Results to Other Transcript Studies .....	8
2	SAMPLE DESIGN FOR THE NAEP 2009 12TH-GRADE ASSESSMENTS .....	9
	A. Overview of the NAEP 2009 Grade 12 Sample Design .....	9
	B. School Sampling Frame .....	10
	C. Stratification .....	11
	D. Selection of Schools .....	12
	E. Selection of Substitute Schools .....	12
	F. New School Frame .....	13
	G. Selection of Students and Assignment to Subject .....	13
	H. Students Not Included in the Assessment .....	14
3	SAMPLING OF SCHOOLS AND GRADUATES FOR NAEP HSTS 2009 .....	15
	A. Overview of Sample Design for NAEP HSTS 2009 Sample .....	15
	B. Sampling of Schools .....	15
	C. Sampling of Students .....	16
	D. HSTS School and Student Participation Experiences .....	16
4	DATA COLLECTION PROCEDURES .....	21
	A. Timeline for HSTS 2009 Activities .....	21
	B. Phase 1 .....	21
	1. Initial Contacts With States, Districts, and Schools .....	21
	2. Obtaining Course Catalogs .....	22
	3. Training NAEP 2009 Field Supervisors as Data Collectors .....	22
	4. Phase 1 Data Collection .....	23

## CONTENTS—CONTINUED

<u>Chapter</u>		<u>Page</u>
	C. Phase 2 .....	26
	D. Sending Data for Processing .....	28
5	DATA PROCESSING PROCEDURES .....	29
	A. NAEP 2009 Questionnaires .....	29
	B. Processing Procedures for Other Data Collected for HSTS 2009 .....	29
	1. Receipt Control .....	31
	2. School Information Form (SIF) Data Entry .....	31
	3. Catalog Coding .....	32
	4. Transcript Coding .....	33
	5. Title Matching .....	34
	C. Quality Control Procedures .....	35
	1. Hiring and Training of HSTS Staff .....	36
	2. Rekeying for Verification .....	37
	3. Automated Tests to Identify Records for Review .....	38
	4. How Staff Identified and Solved Problems .....	38
6	WEIGHTING AND ESTIMATION OF SAMPLING VARIANCE .....	39
	A. Overview of Weighting in HSTS 2009 .....	39
	B. HSTS Unlinked Weights .....	40
	1. Student Base Weight .....	40
	2. School Trimming Adjustment .....	41
	3. School Nonresponse Adjustment .....	42
	4. Student Trimming Adjustment .....	43
	5. Student Nonresponse Adjustment .....	44
	6. Final Unlinked HSTS Sample Weight .....	45
	C. HSTS Linked Weights .....	46
	1. Student Base Weights .....	47
	2. School Trimming Adjustment .....	47
	3. School Nonresponse Adjustment .....	47
	4. Student Trimming Adjustment .....	47
	5. Student Nonresponse Adjustment .....	48
	6. Final Linked HSTS Weights .....	49

## CONTENTS—CONTINUED

<u>Chapter</u>		<u>Page</u>
	D. Variance Estimation.....	50
	1. Jackknife (JK2) Replication Method.....	50
	2. Calculating Replicate Weights.....	51
7	GUIDE TO THE DATA FILES AND CODEBOOKS .....	55
	A. Public-use and Restricted-use Data Files.....	55
	1. Public-use Data—NAEP Data Explorer for HSTS .....	55
	2. Restricted-use Data .....	56
	B. Content and Organization of the Restricted-use Files .....	57
	1. Course Offerings File.....	57
	2. School File .....	58
	3. Student File .....	59
	4. NAEP Data File.....	59
	5. SD/ELL Questionnaire File.....	60
	6. Test File.....	60
	7. Transcript File .....	61
	8. Master CSSC File.....	62
	C. Additional Information for Researchers Wishing to Use Restricted-use Files.....	62
	1. Selecting the Proper Weights .....	62
	2. Statistical Software for Use with HSTS 2009 .....	63
	3. Use of NAEP Scores for Individuals.....	63
	D. HSTS Analysis Reports .....	64
	REFERENCES .....	67
 <u>Appendix</u>		
A	Disclosure Notice .....	A-1
B	School Information Form (SIF) .....	B-1
C	Transcript Request Form .....	C-1
D	Letter Requesting Catalogs.....	D-1



## CONTENTS—CONTINUED

<u>Appendix</u>	<u>Page</u>
E     Sample Introductory Letter to Principals.....	E-1
F     NAEP in Your School—HSTS brochure .....	F-1
G     Transcript Format Checklist .....	G-1
H     Course Catalog Checklist .....	H-1
I     Classification of Secondary School Courses Hierarchical Listing and Detailed Stub List.....	I-1
J     2009 High School Transcript Study Codebook for Catalog File.....	J-1
K     2009 High School Transcript Study Codebook for Master CSSC File .....	K-1
L     2009 High School Transcript Study Codebook for NAEP Data File .....	L-1
M     2009 High School Transcript Study Codebook for School File .....	M-1
N     2009 High School Transcript Study Codebook for SD/ELL File.....	N-1
O     2009 High School Transcript Study Codebook for Student File.....	O-1
P     2009 High School Transcript Study Codebook for Test File .....	P-1
Q     2009 High School Transcript Study Codebook for Transcript File.....	Q-1
R     Glossary .....	R-1

## LIST OF TABLES AND FIGURES

<u>Table</u>	<u>Page</u>
1 NCES high school transcript studies: Selected years, 1982–2009 .....	2
2 Student sample size and percent distribution of reading, mathematics, and science booklets, by strata: 2009 .....	14
3 HSTS school sample counts and weighted HSTS school response rates, by school type and response status: 2009 .....	17
4 Unweighted and weighted HSTS (unlinked) student counts and weighted HSTS student response rates, by school type and response status: 2009 .....	18
5 NAEP HSTS linked study combined response rates, by school type, for mathematics: 2009 .....	19
6 NAEP HSTS linked study combined response rates, by school type, for science: 2009 .....	20
7 HSTS and NAEP record identifier naming conventions: 2009 .....	60

<u>Figure</u>	
1 Data flow for the High School Transcript Study 2009 .....	30

*This page intentionally left blank.*

# 1. INTRODUCTION

This user's guide documents the procedures used to collect, process, and summarize data from the 2009 High School Transcript Study (HSTS 2009). Chapters detail the sampling of schools and graduates (chapters 2 and 3), data collection procedures (chapter 4), data processing procedures (chapter 5), and weighting procedures (chapter 6). Chapter 7 describes the HSTS 2009 data files and codebooks. Appendices A through H contain the HSTS 2009 data collection and documentation forms. Appendix I describes the Classification of Secondary School Courses (CSSC) and provides a complete listing of CSSC codes, which were used to code the courses listed on the HSTS 2009 transcripts. The codebooks for all of the HSTS 2009 restricted-use data files are in appendices J through Q, and a glossary of terms is in appendix R.

This chapter provides an introduction to HSTS 2009. Initial results are detailed in the companion report *The Nation's Report Card: America's High School Graduates* (Nord et al. 2011), in which selected topics are discussed in greater detail.

## A. OVERVIEW OF THE HIGH SCHOOL TRANSCRIPT STUDY

Over the years, various reform efforts have sought to improve the quality of education across the United States. In the early 1980s, the focus was on statewide curricula in core courses, a response to the watershed report, *A Nation at Risk: The Imperative for Educational Reform* (National Commission on Excellence in Education 1983). Since then, national efforts have addressed several issues concerning quality education, analyzing the content of courses in specific subject areas (e.g., mathematics and science), the number of courses completed, and when courses were completed.

The National Assessment of Educational Progress (NAEP) HSTS is a periodic survey that provides educational professionals, such as administrators, policymakers, and researchers, with information regarding high school graduates' coursetaking patterns and grade point averages (GPAs). It can also be used to provide information on the relationship of graduate coursetaking patterns to achievement as measured by NAEP, which is an ongoing, periodic assessment of educational achievement in U.S. schools.

The transcript studies serve as a barometer for changes in high school graduates' coursetaking patterns. The first national transcript study was conducted by the National Center for Education Statistics (NCES) in 1982 and captured baseline information on high school students' patterns prior to the publication of *A Nation at Risk* and the resulting changes in curricula and educational reform.

For HSTS 2009, complete transcripts were collected from May 2009 through October 2009 for 37,600 students who graduated in 2009 from a nationally representative sample of U.S. public and private high schools. HSTS 2009 was conducted in conjunction with NAEP 2009 twelfth-grade mathematics and science assessments. A description and results of this study can be found on the NAEP home page at <http://nces.ed.gov/nationsreportcard/>.

Since similar studies were conducted on the coursetaking patterns of graduates over the years, changes in these patterns can be studied and compared. Table 1 lists the 11 NCES studies that have been conducted since 1982 involving the collection of high school transcripts.

**Table 1. NCES high school transcript studies: Selected years, 1982–2009**

Study	Approximate number of transcripts <sup>1</sup>
1982 High School and Beyond .....	12,700
1987 NAEP High School Transcript Study .....	34,100
1990 NAEP High School Transcript Study .....	21,500
National Education Longitudinal Study of 1988 Second Follow-Up (1992) .....	17,300
1994 NAEP High School Transcript Study .....	25,500
1998 NAEP High School Transcript Study .....	25,000
2000 NAEP High School Transcript Study .....	21,000
Education Longitudinal Study of 2002 First Follow-Up (2004) .....	16,400
2005 NAEP High School Transcript Study .....	27,200
Education Longitudinal Study of 2002 Second Follow-Up (2006) .....	14,900
2009 NAEP High School Transcript Study .....	37,600

<sup>1</sup> Includes transcripts that were not included in the final reports because they were out of scope. Out-of-scope transcripts include transcripts from students who did not graduate in the year of the study, nonstandard transcripts that could not be incorporated or standardized with the other transcripts, and transcripts with less than 3 years of data. Each of the studies listed had transcripts that were out of scope.

SOURCE: U.S. Department of Education, Institute of Education Sciences, National Center for Education Statistics, High School and Beyond (HS&B), 1982; National Education Longitudinal Study of 1988 (NELS:88/92), Second Follow-Up, 1992; Education Longitudinal Study of 2002 (ELS:2002/04), First Follow-Up, 2004; Education Longitudinal Study of 2002 (ELS: 2002/06), Second Follow-Up, 2006; High School Transcript Study (HSTS), selected years, 1987–2009.

## **B. RELATIONSHIP OF HSTS 2009 AND NAEP 2009**

HSTS 2009 is conducted in conjunction with NAEP 2009. HSTS 2009 was designed to allow an analysis of the coursetaking patterns of graduates who graduated from U.S. public and private high schools in 2009. It was further designed so that data on graduates' coursetaking patterns can be

linked to the NAEP 2009 assessment results. NAEP provides results about subject-matter achievement, instructional experiences, and school environment, and reports these results for populations of students (e.g., 12th-graders) and selected subgroups of those populations (e.g., male students). Changes in the relationship of HSTS coursetaking to NAEP performance can also be examined by looking at similar studies in 1994, 1998, 2000, and 2005.<sup>1</sup>

NAEP provides HSTS with data on assessments in different subjects. For HSTS 2009, the 2009 NAEP scale scores for mathematics and science were provided.

In 2009, only those schools that participated in NAEP were eligible to participate in HSTS. Of the approximately 950 eligible schools in the original NAEP sample, 740 schools participated in the HSTS 2009 survey. This is a departure from previous administrations when selected schools that did not participate in NAEP were eligible to participate in HSTS.

A total of approximately 41,200 twelfth-grade students were selected for HSTS 2009. Because sampling was performed in most schools prior to graduation, not all sampled students were, in fact, graduates. However, only graduates were eligible for inclusion in the transcript study. Of the students in the original sample, it was determined that approximately 37,800 had graduated by October 2009. Transcripts for all but less than 1 percent of these graduates were received from the school.

## **C. CONTEXTUAL BACKGROUND DATA PROVIDED FOR HSTS 2009**

Contextual background data for HSTS 2009 are obtained from the NAEP 2009 questionnaires,<sup>2</sup> the high school transcripts, and various school-level forms completed by a school coordinator or counselor.

---

<sup>1</sup> For information on earlier studies, see *The 1994 High School Transcript Study Technical Report*, NCES 97–262 (Legum et al. 1997); *The 1998 High School Transcript Study User’s Guide and Technical Report*, NCES 2001–477 (Roey et al. 2001); *The 2000 High School Transcript Study User’s Guide and Technical Report*, NCES 2005–483 (Roey et al. 2005); and *America’s High School Graduates: Results from the 2005 NAEP High School Transcript Study*, NCES 2007–467 (Shettle et al. 2007) .

<sup>2</sup> For additional information about these questionnaires, see <http://nces.ed.gov/nationsreportcard/bgquest.asp>.

## 1. NAEP 2009 Questionnaires

The following NAEP 2009 questionnaires were used to obtain information about the sampled schools and students for HSTS 2009:<sup>3</sup>

- The *School Background Questionnaire* contains information about the school, its teachers, and its student body.
- The *Students with Disabilities (SD) Background Questionnaire* contains information about students classified by their schools as having a disability.
- The *English Language Learners (ELL) Background Questionnaire*, formerly the *Limited English Proficiency (LEP) Questionnaire*,<sup>4</sup> contains information about students classified by their schools as having limited proficiency in English.
- The *Student Background Questionnaire* is completed by each student and contains information about the student's background, demographic characteristics, and educational experiences.

## 2. Transcripts

The transcripts provided graduates' information that was coded and entered into the data system by trained personnel. These data included the following:

- date enrolled in high school;
- date graduated;
- rank in class (if available);
- size of class (if available);
- GPA;
- days absent each year (if available);
- standardized test scores (if available);
- list of courses taken in high school, including the grades received, number of credits earned for each course, and grade level in which the course was taken; and
- total number of credits received and, in many cases, total number of credits attempted.

---

<sup>3</sup> These NAEP 2009 questionnaires can be found at <http://nces.ed.gov/nationsreportcard/bgquest.asp>.

<sup>4</sup> NAEP now uses the term English language learner (ELL).

Section B.4 in chapter 5 contains a complete listing of information that may be available on transcripts.

### **3. School Forms, Catalogs, or Course Lists**

Following are the types of forms and materials used to obtain graduate transcripts, general school information, and information about a school's course offerings:

- *Transcript Request Form (TRF)*—A field worker completes a TRF upon returning to a school to obtain requested graduate transcripts. This form contains graduate demographic data, including Title I and National School Lunch Program participation status, as well as the student's graduation status (see appendix C).
- *School Information Form (SIF)*—The completed SIF, which is provided by the school administrator, contains information about the school in general, such as sources of data collection information within the school, course description materials, graduation requirements, and grading practices (see appendix B).
- *Catalogs or Course Lists*—The school administrator provides these materials, which contain the information needed to code courses using the Classification of Secondary School Courses (CSSC), with catalogs providing both course titles and descriptions and course lists usually providing titles only.<sup>5</sup>

## **D. PARTICIPATION AND CONFIDENTIALITY OF DATA**

Graduates' transcripts were collected by field workers for the sample of graduates selected for the NAEP 2009 assessment from the HSTS subsample of schools (from the full NAEP sample). Unlike NAEP, parental consent is not needed for HSTS; the schools are provided with information about the Family Educational Rights and Privacy Act (FERPA) that authorizes collection of transcript data without parental consent. Generally, schools do not require parental or graduate notification or consent for HSTS because there is no burden placed on the graduate.

The personal information obtained from the transcript study are kept strictly confidential. Student names and any other identifiable information were masked on the copies of the transcripts before these materials left the schools. Furthermore, while each student in the NAEP assessments received a NAEP ID that was also used for HSTS, the list that linked the student's name with that NAEP ID remained in the school. HSTS staff did not have access to that list and could not recreate it if it were lost.

---

<sup>5</sup> See chapter 4, section B.2, for additional information on the process of obtaining course information.



The restricted-use HSTS 2009 data files do not contain the graduates' names or other variables that directly identify the sampled graduates. Data files do contain the graduates' NAEP IDs, which enable researchers to link the transcript data to the NAEP data. HSTS follows NCES' strict procedures regarding the confidentiality of data files.

## **E. CLASSIFICATION OF SECONDARY SCHOOL COURSES**

To compare transcripts from different schools, it was necessary to code each of the courses entered from the transcripts using a common course coding system. The coding system employed for this purpose was a modification of the system presented in *A Classification of Secondary School Courses* (Ludwig et al. 1982). The Classification of Secondary School Courses (CSSC), which contains over 2,200 course codes, is a modification of the college course classification system presented in the *Classification of Instructional Programs* (Morgan, Hunt, and Carpenter 1991). Both course coding systems use a three-level, six-digit system for classifying courses. The CSSC uses the same first two levels as the Classification of Instructional Programs (CIP), which is represented by the first four digits of each code.<sup>6</sup> The third level of the CSSC (the fifth and sixth digits of the course code) is unique to the CSSC and represents specific high school courses.

A taxonomy of course subject areas was developed for HSTS 1987. This taxonomy, documented in the HSTS 1987 tabulations (Thorne et al. 1988), was developed with an emphasis on academic courses. Computer-related courses were considered as constituting a separate nonvocational subject area, and there were fewer subgroups defined for vocational and personal courses. This taxonomy was applied to data from the High School and Beyond (HS&B) 1982 First Follow-Up Study and to data from HSTS 1987. HSTS 1990 used a slightly expanded version of the same taxonomy in its reports.<sup>7</sup>

Starting with the 1994 study, HSTS switched over to the Secondary School Taxonomy (SST). Originally developed in the late 1980s by the National Assessment of Vocational Education,<sup>8</sup> SST has a less purely academic emphasis and a more richly defined group of vocational education categories than the taxonomy developed for the earlier HS&B and HSTS studies. Computer-related courses became vocational courses, and general skills and military science courses became new subject areas. To maintain

---

<sup>6</sup> Specifically, the CSSC uses the first two levels of the CIP as it existed in 1982. The CIP has undergone some modification since then. In addition, three sets of special education codes for different classifications of disabilities have been added to the CSSC to provide a means of classifying courses specifically designed for students with disabilities.

<sup>7</sup> The 1990 study added 18 new codes to the CSSC and to the taxonomy. The full taxonomy is documented in Legum et al. 1993a, 1993b.

<sup>8</sup> A description of the development of the SST is provided in *The Secondary School Taxonomy Final Report* (Gifford, Hoachlander, and Tuma 1994).

comparability among the transcript studies, the HSTS 1987 and 1990 studies, along with the HS&B 1982 study, were recoded using the SST.

With more than 2,200 codes in the CSSC, it is often neither practical nor desirable to tabulate estimates of each possible CSSC code. It is typically more useful, however, to analyze the courses in larger subject areas such as English, social studies, mathematics, or science. There is also interest in subgroups of these subject areas, like those for science, such as biology, chemistry, and physics. The taxonomy presented in appendix I provides the structure for aggregating the courses to subject areas.

### **Adding and Deleting CSSC Codes**

Codes may be added to the CSSC if courses are found in the catalogs but have no match in the CSSC. Highly trained staff coded the school catalogs received from the field workers. These coders reviewed the catalogs, matching the appropriate CSSC codes to the courses offered based on the content and description of the course. If a course that was offered did not have a matching CSSC code in the existing list, the coders wrote that course description in a special suggestion list. After the catalogs were reviewed, and all but those courses on the suggestion list were coded, a coding specialist reviewed the suggestion list and tried to match those courses to existing CSSC codes. If the coding specialist was unable to find a match for the course, and if this course also appeared in several other schools, the specialist requested that a new CSSC code be generated. If the “new” course was limited to just a few schools, or if a new code was not generated, the CSSC code that most closely described the course was assigned.

In 1994, eighteen new CSSC codes were added to the list. In 1998, the CSSC’s computer science curriculum changed dramatically. New courses such as web design, Java programming, and C++ programming were added. Many courses that were labeled as honor courses in the past were reclassified as Advanced Placement (AP) courses. Many International Baccalaureate (IB) courses were added as well. In all, a total of 83 new or revised codes were added to the CSSC in 1998. In 2000, two CSSC codes were added, one in science and one in computer-related studies. In 2005, eighteen new codes were added. Five new codes reflected the increase in AP and IB courses available to students. Other courses were added when HSTS coding staff encountered courses on the transcripts that were clearly different from codes already contained in the master CSSC list. These courses included leadership, military drill team, teacher training, and computer hardware and repair. No new subject areas were identified in HSTS 2005. Three duplicate and unused codes were dropped in 2005. In 2009, forty-three new courses were added to the

CSSC while a few existing catch-all courses (like PC operating systems) were expanded into better defined courses. In addition, 34 IB courses formerly identified with the IB course-level flag were added to the CSSC. The 10 Pre-IB courses were dropped from the CSSC with the identification of these courses coming from the course-level flag for Pre-IB.

## **F. COMPARING HSTS 2009 RESULTS TO OTHER TRANSCRIPT STUDIES**

Between 1982 and 2009, NCES conducted 11 high school transcript studies: the HS&B survey in 1982; the Second Follow-Up to the National Education Longitudinal Study of 1988 (NELS:88/92) in 1992; First Follow-Up to the Education Longitudinal Study of 2002 (ELS:2002/04) in 2004; Second Follow-Up to the Education Longitudinal Study of 2002 (ELS:2002/06) in 2006; and NAEP HSTS in 1987, 1990, 1994, 1998, 2000, 2005, and 2009. One research objective of NAEP HSTS 2009 was to study changes in the coursetaking patterns among high school graduates over time, comparing its results with the other NCES-conducted high school transcript studies. While results are reported for trends over time, it should be noted that some differences exist among the high school transcript studies and therefore users should exercise caution when making comparisons.

For more information about comparisons among the different HS&B and HSTS studies, please refer to chapter 1 of *The High School Transcript Study: A Decade of Change in Curricula and Achievement, 1990-2000* (Perkins et al. 2004).<sup>9</sup> For discussion about comparisons with the transcript component of the Second Follow-Up to NELS:88, please refer to appendix A of *National Education Longitudinal Study of 1988, Second Follow-Up: Transcript Component Data File User's Manual* (Ingels et al. 1995). The similarities and differences between the high school transcript studies' data (NAEP, NELS, and HS&B) are also described extensively in the *NCES Handbook of Survey Methods* (Thurgood et al. 2003). The handbook looks at the comparability of the high school transcript studies' data based upon five criteria: (1) sample sizes, (2) oversampling of subgroups, (3) eligibility criteria for inclusion in the studies, (4) representativeness of cross-sectional and longitudinal populations, and (5) coding differences.

---

<sup>9</sup> This report can be found at <http://nces.ed.gov/pubs2004/2004455.pdf>.

## **2. SAMPLE DESIGN FOR THE NAEP 2009 12TH-GRADE ASSESSMENTS**

The 2009 High School Transcript Study (HSTS 2009) was designed to allow an analysis of the coursetaking patterns of students who graduated from public and private high schools in the United States in 2009. It was further designed so that data on students' coursetaking patterns can be linked to the 2009 National Assessment of Educational Progress (NAEP) assessment results. Since studies similar to HSTS 2009 were conducted in 1982, 1987, 1990, 1994, 1998, 2000, and 2005, changes in these patterns and relationships to NAEP performance in these years can also be studied.<sup>10</sup>

The HSTS 2009 sample consisted of a subsample of 12th-grade schools and students selected for participation in the 2009 NAEP operational science and mathematics assessments. This chapter describes aspects of the NAEP 2009 sample design that affect the HSTS 2009 sample. The focus of chapter 3 is on aspects of the selection of schools and students that are specific to HSTS 2009.

### **A. OVERVIEW OF THE NAEP 2009 GRADE 12 SAMPLE DESIGN**

The 12th-grade student sample for NAEP 2009 was a two-stage probability-based sample. It was a national sample that included a state component that allowed for reporting of NAEP mathematics and reading results for 11 states (Arkansas, Connecticut, Florida, Idaho, Illinois, Iowa, Massachusetts, New Hampshire, New Jersey, South Dakota, and West Virginia). The first stage of sampling involved the selection of schools, and the second stage involved selection of students within schools and their assignment to an assessment subject. Schools were sampled with probability proportional to estimated grade 12 student enrollment, students were sampled within each school with equal probability, and students were assigned to assessments at varying rates.

As in past assessments, modest oversampling of Black and Hispanic students was undertaken in this sample, except in the state component part, and was carried out at the school level in order to provide adequate information of these groups for analysis. A school was considered a high minority school if there were 10 or more Black and Hispanic students combined in the school and those students comprised more than 15 percent of the student population. A high minority school was given

---

<sup>10</sup>The 1987, 1990, 1994, 1998, 2000, and 2005 transcript data were collected by Westat in coordination with the 1987, 1990, 1994, 1998, 2000, and 2005 NAEP (Thorne et al. 1989; Legum et al. 1993b; Legum et al. 1997; Roey et al. 2001; Roey et al. 2005; and Shettle et al. 2007). The 1982 data were collected by the National Opinion Research Center as part of the High School and Beyond project (Jones et al. 1983).

twice the selection probability of a low minority school of comparable size. This means that while about 53 percent of the student population (including over 90 percent of the Black and Hispanic students) was in high minority schools, about 70 percent of the sampled students were from these schools.

The general target for the 12th-grade public sample was 99,000 assessed students for the operational assessments in mathematics, reading, and science, with approximately 58,000 of these students for the state-level assessments in the participating 11 states. The general target for the 12th-grade private school sample was 5,700 students.

## **B. SCHOOL SAMPLING FRAME**

A frame of 12th-grade schools was created by combining the 2005–2006 Common Core of Data (CCD) file of public schools and the 2005–2006 Private School Universe Survey (PSS) file of private schools. Public schools from the CCD include regular and state-run public schools, Bureau of Indian Education (BIE) schools, and Department of Defense Education Activity (DoDEA) schools. Regular public schools are schools with students who are classified as being in a specific grade (as opposed to schools having only “ungraded” classrooms). These include statewide magnet schools and charter schools.

Private schools were obtained from PSS conducted by the National Center for Education Statistics. The PSS list of schools is an ongoing registry of private schools. This registry is updated prior to the survey through two sources. The first source, called the list frame, is a conglomeration of a number of lists of private schools from several associations, states, and so on. The second source uses an area frame to identify and represent schools not on the list frame. For more details about PSS, see the forthcoming national NAEP 2009 technical report, which will be released on the NAEP website at <http://nces.ed.gov/nationsreportcard/tdw/>.

The sampling frame excluded schools that were ungraded, provided only special education or vocational training, were part of hospital or treatment center programs, were part of juvenile correctional institutions, were home school or online entities, or were for adult education.

## C. STRATIFICATION

Prior to sampling, schools on the sampling frame were formed into groups known as strata on the basis of various school characteristics related to achievement. Grouping schools within strata by such characteristics provides a more ordered selection process with improved reliability of the assessment results. NAEP school sampling utilizes two types of stratification: explicit and implicit. Explicit stratification involves assigning schools to mutually exclusive and exhaustive groups and selecting samples from each group independently. Implicit stratification involves the grouping of schools by the use of sort variables within explicit strata. The characteristics used to stratify the schools differed for public and private schools.

The public school sample had an explicit stratification at the highest level, one separate stratum for each state doing a state assessment and one stratum for the remaining states, for a total of 12 explicit strata. Within each explicit stratum, the schools were stratified implicitly using a hierarchy of stratifiers and a serpentine sort. For each of the 11 state strata, the highest level implicit stratification variable was type of location (e.g., central city, suburbs, rural) based on the urban-centric locale classification from the CCD. The second level in the hierarchy was race/ethnicity classification, a categorical variable based on the relative magnitude of Black, Hispanic, Asian/Pacific Islander, and American Indian/Alaska Native enrollments in the schools. The race/ethnicity cells were nested within type of location. The third and final stratifier was median income classification, a categorical variable based on median household income corresponding to the ZIP code area containing the school. The median income cells were nested within each combination of type-of-location and race/ethnicity cell.

For the stratum containing the remaining states in the public school sample, the highest level implicit stratification variable was census division.<sup>11</sup> The second-level stratifier in the hierarchy was type of location, and the final stratification variable was proportion of Black and Hispanic enrollment. Within each nested census division and type-of-location cells, schools were categorized as either high or low Black/Hispanic based on the relative percentage of Black and Hispanic enrollment in the school (the cutoff was 15 percent Black and Hispanic students combined).

The private school sample was explicitly stratified by private school type: Catholic, non-Catholic, and unknown affiliation. Within each explicit stratum, the schools were stratified implicitly

---

<sup>11</sup> Census division is defined as a grouping of states and the District of Columbia, established by the Census Bureau for the presentation of census data. The nine divisions (East North Central, East South Central, Middle Atlantic, Mountain, New England, Pacific, South Atlantic, West North Central, and West South Central) represent areas that were relatively homogeneous areas when they were established in 1910. The divisions are subdivisions of the four census regions (<http://www.census.gov/dmd/www/glossary.html>).

using a hierarchy of stratifiers and a serpentine sort—the same approach as the public school sample. The highest level implicit stratification variable was census division. The second-level variable in the hierarchy was type of location, and the third-level stratifier was proportion of Black/Hispanic/Native American enrollment.

#### **D. SELECTION OF SCHOOLS**

Schools were selected systematically from the stratified school frames with probabilities proportional to assigned measure of size. The measure of size used for sampling was a function of the estimated number of enrolled grade 12 students. To increase cost-efficiency in sampling, small schools in both the public and private school frames were undersampled and schools in the public school frame with relatively high proportions of Black and Hispanic students were oversampled. The probabilities of selection for small schools were lowered to reduce the expected number of small schools in the sample in recognition of the greater cost and burden per student of conducting assessments in such schools. To ensure a sufficient number of Black and Hispanic students in the sample for analyses purposes, high minority public schools (except in the 11 state-based strata) were given twice the probability of selection of a low minority school of comparable size. A school was considered a high minority school if there were 10 or more Black and Hispanic students combined in the school and those students comprised more than 15 percent of the student population. One major difference from previous NAEP studies was that private schools were not oversampled in 2009.

#### **E. SELECTION OF SUBSTITUTE SCHOOLS**

Though efforts were made to secure the participation of all schools selected, it was anticipated that not all schools would choose to participate. Potential substitute schools were preselected for all sampled schools by sorting the school frame file according to the actual order used in the sampling process and taking the “nearest neighbor.” The nearest neighbor is the school adjacent (immediately preceding or succeeding) the original school in the sorted frame with the closest estimated grade enrollment value.

There were several constraints on the assignment of substitutes. A sampled school was not allowed to substitute for another, and a given school could not be assigned to substitute for more than one sampled school. For private schools, only Catholic schools were chosen as substitutes for other Catholic schools, and non-Catholic schools for other non-Catholic schools. For public schools, substitute schools

had to be within the same state. No sampled school was assigned more than one substitute. The criteria for assigning substitutes were quite strict; many sampled schools were not assigned substitutes at all as there were no schools which met the necessary criteria to be a substitute.

## **F. NEW SCHOOL FRAME**

The CCD and PSS files did not contain schools that opened between 2007 and the assessment dates. Therefore, special procedures were implemented to be sure that the NAEP assessment represented students in new public schools and new Catholic schools. Small public school districts and small Catholic dioceses—those that contained only one eligible school at grades 4, 8, and/or 12—were handled differently from large public school districts and large Catholic dioceses, which contained more than one eligible school at any of these grades. In small public school districts/dioceses, the schools selected were thought to contain all students in the district/diocese that were eligible for the assessment. Districts/dioceses containing these schools were asked if other schools with 12th grade existed and, if so, they were automatically included in the assessment.

For large school districts/dioceses, a district-level/diocese-level frame was constructed from the schools on the CCD/PSS file. Then, districts/dioceses were sampled systematically with probabilities proportional to a measure of size. In most cases, the measure of size was total district/diocese enrollment, but in very small districts/dioceses, a minimum measure of size was used. Each sampled district/diocese was asked to update the list of eligible schools derived from information on the CCD/PSS files. Frames of eligible new schools were then constructed for 12th grade, and samples of new schools were selected systematically with probability proportional to eligible enrollment using the same sampling rates as the non-new schools. It should be noted that no substitute schools were selected for new schools.

## **G. SELECTION OF STUDENTS AND ASSIGNMENT TO SUBJECT**

In each sampled school, a sample of students was selected from all eligible grade 12 students provided on a student roster. Students were selected with equal probability using a systematic sampling approach. Student rosters were submitted either electronically through a process known as E-filing or in hard copy. E-filing allows schools to easily submit student demographic data electronically with the student lists. Students in schools that submitted electronic rosters were sorted by age and race prior to student sampling. In schools that did not E-file, student rosters were not sorted. The within-school student sample sizes varied by explicit school sampling strata and are shown in table 2.



The students selected in this process were then randomly assigned a mathematics, reading, or science booklet through a process known as spiraling. Spiraling is a method to interleave assessment booklets systematically so that when the booklets are handed out in the specified order, any group of students will receive predetermined percentages of different types of booklets. The reading, mathematics, and science spirals also varied by school sampling strata and are shown in the table below.

**Table 2. Student sample size and percent distribution of reading, mathematics, and science booklets, by strata: 2009**

Strata	Student sample size	Reading	Mathematics	Science
		Percent		
<b>Public schools</b>				
Idaho, New Hampshire, South Dakota, West Virginia .....	80	50	49	1
Arkansas, Connecticut, Iowa .....	85	49	49	2
Massachusetts .....	95	49	47	4
New Jersey .....	100	48	47	5
Illinois .....	120	47	46	7
Florida .....	125	47	45	8
Remaining states .....	150	38	43	19
Private schools .....	150	38	43	19

SOURCE: U.S. Department of Education, Institute of Education Sciences, National Center for Education Statistics, National Assessment of Educational Progress (NAEP), 2009 Grade 12 Assessment.

## H. STUDENTS NOT INCLUDED IN THE ASSESSMENT

School staff members were asked to determine whether any of the students identified as having a disability or limited English language proficiency could not participate in the assessment. They needed to determine if a student could not participate meaningfully, or if the accommodations required for the student to participate were not available. These students were not asked to participate in the assessment and were coded as “excluded” to distinguish them from absent students. Although school staff are encouraged to follow NAEP standards regarding which students should be excluded from testing, the final decision is made by school personnel.

From the schools selected in the HSTS school sample, approximately 3.5 percent of the students were excluded from the NAEP assessment. Because the transcript study attempted to collect high school transcripts for all students selected for the assessment, whether or not the students participated in the assessment, transcripts for these students are included in the transcript study.

### **3. SAMPLING OF SCHOOLS AND GRADUATES FOR NAEP HSTS 2009**

#### **A. OVERVIEW OF SAMPLE DESIGN FOR NAEP HSTS 2009 SAMPLE**

The sample for the 2009 High School Transcript Study (HSTS 2009) was designed to achieve a nationally representative sample of public and private high school graduates from the Class of 2009. The target population for the 2009 national assessments included all students in public and private schools who were enrolled in 12th grade in the 2008–09 academic year, and who graduated in 2009. The samples were selected based on a two-stage sample design: selection of schools and selection of 12th-grade students within schools.

#### **B. SAMPLING OF SCHOOLS**

There were 12 public school strata: 11 state-based strata and one for the remaining states. For public schools, the HSTS sample was a subsample of the National Assessment of Educational Progress (NAEP) 2009 twelfth-grade public school sample for the operational mathematics and science assessments. As described in chapter 2, public schools were oversampled in 11 states (strata) to meet explicit target sample sizes to allow for state-level reporting of NAEP estimates. For HSTS, oversampling of the schools in 10 of these states was reversed so that the public school students were represented in proportion to their prevalence in the general 12th-grade student population. Florida, however, was the only state where the oversampling was not reversed. All NAEP schools in Florida were used for HSTS in order to conduct a special state-level transcript study. Subsampling did not take place in the public school stratum representing the “remaining states.”

In private schools, the HSTS sample was, in fact, the NAEP 2009 twelfth-grade private school sample for the operational mathematics and science assessments. All participating NAEP 12th-grade private schools were part of the initial HSTS sample, regardless of whether they were original or substitute NAEP schools.

In subsampling the 10 public school strata, probabilities of selection were determined for each school before the school subsampling took place. The final probabilities of selection for the 2009 NAEP HSTS school sample were the products of the 2009 NAEP probabilities of school selection and the conditional probabilities of selection in the HSTS sample. The subsampling process was a systematic

sample within each of the relevant states. The ordering for this systematic sample was the frame ordering from the NAEP sampling process.

### **C. SAMPLING OF STUDENTS**

For those HSTS sample schools that cooperated in the NAEP assessment, all grade 12 students assigned operational mathematics and science booklets were included in the HSTS student sample. However, students in eligible HSTS sample schools that did not participate in NAEP were not included in the HSTS student sample. This is a departure from previous studies where a random sample of 50 students was selected from these HSTS schools. This new procedure was adopted in 2009 to simplify data collection procedures for HSTS. A total of around 41,200 students were selected for inclusion in HSTS.

Because sampling was performed in most schools prior to graduation, not all sampled students were, in fact, graduates. Only graduates, however, were eligible for the transcript study. Students who did not graduate were classified as not eligible. Graduates with missing transcripts or with insufficient transcripts were classified as eligible nonrespondents. Transcripts were considered insufficient if they contained less than 75 percent of the credits required by the school for graduation. Graduates with sufficient transcripts were classified as respondents. The HSTS participation experience at the school and student level is provided in the next section.

### **D. HSTS SCHOOL AND STUDENT PARTICIPATION EXPERIENCES**

The HSTS school and student participation experiences for HSTS 2009 are summarized in the tables below. Table 3 provides participation results at the school level, and tables 4 to 6 show participation results at the student level.

Table 3 shows the school-level sample counts by response status and the overall school-level response rate for public and private schools. Table 3 also shows the two component parts of the overall response rate. The first component is the response rate for the HSTS schools in NAEP (column 3), and the second component is the HSTS participation rate among the schools that participated in NAEP (column 4). The product of these two components yields the overall HSTS participation rate (column 5). Presenting the response rates in this manner shows how much of the overall HSTS school nonresponse is attributable to NAEP nonresponse. For example, for public and private schools combined, the overall school-level response rate for HSTS 2009 was 83 percent. About 88 percent of the HSTS schools

participated in NAEP, and among these participating NAEP schools, about 95 percent participated in HSTS. Looking at this from the point of view of nonresponse, the overall nonresponse rate for HSTS 2009 was 17 percent, with 12 percent attributable to NAEP nonresponse. This shows, then, that 71 percent of the total HSTS nonresponse is due to NAEP.

The weights used in response rate calculations were weighted enrollment counts, obtained by multiplying the school base weight by the 12th-grade enrollment of the school. This is the same approach NAEP uses to calculate school response rates. Note there is no distinction between school response rates for the linked and unlinked samples.<sup>12</sup> That is because these samples are in the exact same schools. As required by National Center for Education Statistics (NCES) standards, reporting groups with school-level participation rates below 85 percent must undergo a nonresponse bias analysis. Consequently, a nonresponse bias analysis is required for private schools, and it is forthcoming.

**Table 3. HSTS school sample counts and weighted HSTS school response rates, by school type and response status: 2009**

School type and HSTS response status	Unweighted number of schools selected	Weighted response rate for NAEP	Weighted response rate among participating NAEP schools	Weighted response rate overall
			Percent	
<b>National</b>	1,120	87.6	94.8	83.0
Eligible .....	950	†	†	†
Respondent .....	740	†	†	†
Nonrespondent .....	210	†	†	†
Participated in NAEP .....	80	†	†	†
Did not participate in NAEP .....	130	†	†	†
Not eligible .....	170	†	†	†
<b>Public</b>	780	89.8	95.8	86.0
Eligible .....	700	†	†	†
Respondent .....	610	†	†	†
Nonrespondent .....	80	†	†	†
Participated in NAEP .....	20	†	†	†
Did not participate in NAEP .....	60	†	†	†
Not eligible .....	80	†	†	†
<b>Private</b>	340	65.8	81.2	53.5
Eligible .....	260	†	†	†
Respondent .....	130	†	†	†
Nonrespondent .....	130	†	†	†
Participated in NAEP .....	50	†	†	†
Did not participate in NAEP .....	80	†	†	†
Not eligible .....	90	†	†	†

† Not applicable.

NOTE: Counts of schools are rounded to nearest ten. Detail may not sum to totals due to rounding. Percentages are based on unrounded counts.

SOURCE: U.S. Department of Education, Institute of Education Sciences, National Center for Education Statistics, High School Transcript Study (HSTS), 2009.

<sup>12</sup> The unlinked sample consists of all students in the HSTS sample; the linked sample consists of students in the HSTS sample who can also be linked to a particular NAEP assessment.

Tables 4 to 6 show the participation experience at the student level by public and private schools for the unlinked and linked samples. Each table shows unweighted and weighted counts by response status and the weighted student-level response rate. Table 4 below provides the response rates for the unlinked sample, that is, the HSTS study as a whole, counting as respondents those who participated in HSTS, regardless of their participation in NAEP. This table shows that a very small number of transcripts for eligible students were either missing or insufficient. The overall weighted response rate was 99.3 percent.

**Table 4. Unweighted and weighted HSTS (unlinked) student counts and weighted HSTS student response rates, by school type and response status: 2009**

School type and HSTS response status	Unweighted number of students	Weighted number of students	Weighted response rate (Percent)
<b>National</b>	41,200	2,693,299	99.3
Eligible .....	37,800	2,498,352	†
Respondent .....	37,600	2,481,422	†
Nonrespondent .....	200	16,929	†
Not eligible .....	3,400	194,947	†
<b>Public</b>	37,900	2,544,384	99.4
Eligible .....	34,500	2,353,078	†
Respondent .....	34,400	2,337,871	†
Nonrespondent .....	200	15,208	†
Not eligible .....	3,300	191,305	†
<b>Private</b>	3,400	148,915	98.8
Eligible .....	3,300	145,273	†
Respondent .....	3,200	143,552	†
Nonrespondent .....	#	1,722	†
Not eligible .....	100	3,642	†

† Not applicable.

# Rounds to 0.

NOTE: Counts of students are rounded to nearest hundred. Detail may not sum to totals due to rounding. Percentages are based on unrounded numbers.

SOURCE: U.S. Department of Education, Institute of Education Sciences, National Center for Education Statistics, High School Transcript Study (HSTS), 2009.

Tables 5 and 6 below show the set of response rates for the NAEP HSTS linked study for mathematics and science, respectively. To be considered a respondent for the NAEP HSTS linked study, a graduate had to have complete transcripts and also had to have participated in a NAEP assessment. Graduates with insufficient transcripts or who were eligible for NAEP but did not participate in NAEP were considered nonrespondents. Graduates who were excluded from participating in NAEP due to a disability or to limited English proficiency were deemed ineligible for the linked study. The student-level response rates for the NAEP HSTS linked study for both mathematics and science are substantially lower than for the unlinked study (82 percent versus 99 percent), and all but a very small fraction is attributable to NAEP nonresponse.

**Table 5. NAEP HSTS linked study combined response rates, by school type, for mathematics: 2009**

School type and linked study response status	Unweighted number of students	Weighted number of students	Weighted response rate (Percent)
<b>National</b>	29,500	2,690,078	81.6
Eligible .....	26,300	2,429,291	†
Respondent .....	21,500	1,982,774	†
Nonrespondent .....	4,800	446,516	†
Not eligible .....	3,200	260,788	†
<b>Public</b>	27,200	2,541,102	81.2
Eligible .....	24,100	2,284,080	†
Respondent .....	19,500	1,853,983	†
Nonrespondent .....	4,600	430,097	†
Not eligible .....	3,100	257,022	†
<b>Private</b>	2,300	148,977	88.7
Eligible .....	2,200	145,211	†
Respondent .....	2,000	128,792	†
Nonrespondent .....	200	16,419	†
Not eligible .....	#	3,766	†

† Not applicable.

# Rounds to 0.

NOTE: Counts of students are rounded to nearest hundred. Detail may not sum to totals due to rounding. Percentages are based on unrounded numbers.

SOURCE: U.S. Department of Education, Institute of Education Sciences, National Center for Education Statistics, High School Transcript Study (HSTS), 2009.

**Table 6. NAEP HSTS linked study combined response rates, by school type, for science: 2009**

School type and linked study response status	Unweighted number of students	Weighted number of students	Weighted response rate (Percent)
<b>National</b>	11,800	2,698,266	81.8
Eligible .....	10,600	2,449,472	†
Respondent .....	8,700	2,004,769	†
Nonrespondent .....	1,900	444,703	†
Not eligible .....	1,200	248,794	†
<b>Public</b>	10,700	2,549,475	81.6
Eligible .....	9,500	2,304,726	†
Respondent .....	7,700	1,879,456	†
Nonrespondent .....	1,800	425,270	†
Not eligible .....	1,200	244,750	†
<b>Private</b>	1,100	148,791	86.6
Eligible .....	1,100	144,746	†
Respondent .....	900	125,314	†
Nonrespondent .....	100	19,433	†
Not eligible .....	#	4,044	†

† Not applicable.

# Rounds to 0.

NOTE: Counts of students are rounded to nearest hundred. Detail may not sum to totals due to rounding. Percentages are based on unrounded numbers.

SOURCE: U.S. Department of Education, Institute of Education Sciences, National Center for Education Statistics, High School Transcript Study (HSTS), 2009.

## 4. DATA COLLECTION PROCEDURES

This chapter discusses the procedures used in data collection for the 2009 High School Transcript Study (HSTS 2009). Of the 740 schools that participated in HSTS, around 90 participated via electronic transcripts. Details on how the sample was drawn can be found in chapters 2 and 3. Included in this chapter are sections on the timeline for data collection activities, contacting the schools, obtaining course catalogs and other school materials, training field workers, collecting graduate transcripts, and sending the materials for processing.

### A. TIMELINE FOR HSTS 2009 ACTIVITIES

The data collection portion of HSTS 2009 took place in two phases. During Phase 1, from September 2008 through March 2009, field workers contacted schools in their region by phone and in person. Phase 1 involved introducing the study to the sampled schools, obtaining school and course information necessary to understand the content of the transcripts that would be collected during Phase 2, flagging sampled students' records to facilitate Phase 2 data collection, and arranging a return visit to the school to collect transcripts from graduating students.

Phase 2 took place from the end of the school year (May) through October 2009. During this phase, selected field workers visited the schools to collect the sampled students' current transcripts.

### B. PHASE 1

#### 1. Initial Contacts With States, Districts, and Schools

National Assessment of Educational Progress (NAEP) State Coordinators had a Sample Introductory Letter to Sampled High Schools and the *NAEP in your School—HSTS* brochure that they could use to notify the principals of sampled public high schools of their selection for HSTS 2009 (see appendices E and F for the letter and brochure). Beginning in September 2008, NAEP State Coordinators in each state used these materials to inform public school districts and schools in their state of their selection for HSTS 2009. NAEP field supervisors were responsible for notifying principals of private schools about the study. The introductory letter and brochure informed principals about the purpose of HSTS 2009, the activities to be conducted in their school, the timeline for data collection activities, the



amount and nature of school staff time required for participating in the study, and the procedures that would be used to ensure confidentiality of the data. Principals were asked to identify a school staff person who could act as the HSTS school coordinator.

## **2. Obtaining Course Catalogs**

Throughout October 2008, HSTS 2009 project staff sent a mailing to the HSTS school coordinators asking them to submit their then-current (2008–2009) course catalog, along with three previous years of catalogs (2007–2008, 2006–2007, and 2005–2006), to Westat either electronically or using a pre-addressed, postage-paid FedEx label and envelope (appendix E). This early collection of catalogs, a change in the procedure from HSTS 2005 when NAEP field workers collected all catalogs during their school visits, had several advantages. It permitted home office staff to begin catalog coding prior to field data collection and to review the catalogs and obtain, when necessary, clarification from schools. Additionally, because the information was obtained early, this eased the burden on NAEP field workers since they had to collect only those catalogs not yet received; NAEP field workers were provided with a listing of catalogs received from a school prior to visiting the school.

HSTS 2009 requested course catalogs that contained the most comprehensive information about the courses offered by the schools. Ordered from most to least complete, the requested types of catalogs were as follows:

- a school-level catalog providing course titles and descriptions;
- a district-level catalog, if it indicated which courses were offered at the school;
- a course list by department that included general descriptions of course offerings by department;
- a school-level course list without descriptions; or
- a district-level catalog without any indication of which courses were offered in specific schools.

## **3. Training NAEP 2009 Field Supervisors as Data Collectors**

Training for Phase 1 of HSTS 2009 took place in January 2009. The field workers for HSTS 2009 were drawn from the pool of 2009 NAEP field supervisors and were trained in the HSTS 2009 data collection procedures. Conducted by NAEP home office staff using materials prepared by HSTS staff, the

training consisted of several in-person sessions, each completed in about half a day. In addition, field workers received an HSTS 2009 manual that outlined detailed procedures for collecting the data.

The training sessions established the background knowledge needed to help field workers make informed decisions about collecting information in the schools and to explain why attention to detail and accuracy would be crucial in ensuring the quality of HSTS 2009 data. The training also familiarized field workers with HSTS 2009 materials and forms. Specifically, field workers were given examples of various types of high school records and materials, including school- and district-level catalogs, course lists, transcripts, and all the forms used for HSTS 2009. Field workers learned what to look for in these materials to obtain the information needed at the school and graduate levels. A PowerPoint presentation with the details of data collection was included in the training sessions. Also during the trainings, the field workers were provided an opportunity to work with practice forms similar to actual materials used for HSTS 2009. They completed sets of exercises designed to provide them with hands-on experience in examining school materials and filling out the forms that they would use in the field.

#### **4. Phase 1 Data Collection**

Between January 5 and January 23, 2009, field workers contacted the HSTS 2009 school coordinator for each cooperating school in their region, briefly outlined the study, completed Part 1 of the HSTS 2009 School Information Form (SIF), and set up an appointment to visit the HSTS 2009 school coordinator during the assessment period (usually on assessment day). Initial contact by the field worker included a discussion of the following:

- procedures for obtaining transcripts for the selected students and the method for reimbursing the school for the expense; and
- the availability of a course catalog or course description list if one or more of the required catalogs had not yet been received by the home office.

An appointment was then set to visit the school to prepare the transcript requests and obtain the course catalogs that had not yet been received. During these school visits, the field workers

- collected any course catalogs not yet received by the home office;
- collected a sample transcript and completed the Transcript Format Checklist;
- completed Part 2 of the HSTS SIF;

- collected the Mathematics and Science Textbook Forms; and
- placed a Disclosure Notice in the sampled students' files to assist with identifying the student population for whom transcripts will be obtained. This notice included the provisions from the Family Educational Rights and Privacy Act (FERPA), which explain the disclosure safeguards that grant NAEP the authority to obtain transcript information.

Since these materials were unique to each school, acquiring them before the collection of the actual transcripts enabled HSTS 2009 staff to examine them and call a field worker or the school to resolve any questions early in the process.

The field workers also gathered general information about class periods, course credits, graduation requirements, and other aspects of school policy. Sometimes this information was documented in the course catalog and at other times in a separate school policy document.

If the course catalogs had not already been sent to Westat, they were carefully reviewed at the school by the field workers who verified that the catalogs contained all of the courses that 12th-graders could have taken in high school, including vocational, remedial, honors, special education, off-campus courses, or courses taught in a language other than English. If these course listings were not in the catalog, every effort was made to obtain additional information from school personnel or, in some cases, through web searches to document the existence of such courses and to describe them. All catalogs and course lists received by field workers were forwarded to HSTS 2009 data processing staff.

*a. Sample transcripts*

Because transcript format varies greatly among school districts throughout the country, NAEP field workers obtained from each school a transcript representative of either a 2009 graduate's transcript, if available, or of a previous graduate during the initial visit to the school. The field workers marked the transcript to indicate where the key transcript information was found on the transcript and how information regarding course level was coded. Attached to the marked-up transcript was a Transcript Format Checklist (see appendix G) indicating the key transcript information and whether that information was found and, if so, whether it was marked on the school's transcripts.

*b. HSTS School Information Form (SIF)*

The SIF (see appendix B) was completed by the field worker with input from the school coordinator and contained general school information as well as the following information:

- sources of information within the school (if needed to complete HSTS 2009 data collection);
- graduation requirements;
- grading practices at the school;
- format of the school's transcripts; and
- name and position of the school's HSTS 2009 coordinator who helped complete the form.

The field workers were instructed to fill out the SIF completely or to indicate clearly on the SIF where the requested information could be found in the other materials provided by the school. The SIF was then forwarded to the home office for data processing along with the other preliminary materials as described above.

*c. School Background Questionnaire*

The School Background Questionnaire is a NAEP 2009 questionnaire that collects information about school, teacher, and home factors that might relate to student achievement. It was completed by a school official (usually the principal) as part of NAEP 2009.

*d. SD and ELL Background Questionnaires*

The questionnaires that NAEP 2009 used to collect information from school staff about students with disabilities (SD) and English language learners (ELL) are called the SD Background Questionnaire and ELL Background Questionnaire, respectively. Schools were asked to have the person most knowledgeable about an SD or ELL student complete the questionnaire(s). In large schools, this person was typically a counselor, a special education teacher, or a teacher of English as a second language. In smaller schools, this person was typically a classroom teacher.

e. *Student Background Questionnaire*

The Student Background Questionnaire used in NAEP 2009 collects information on students' demographic characteristics, classroom experiences, and educational support. The 10-minute questionnaires are completed voluntarily by students and are located at the end of the assessment booklets.

C. **PHASE 2**

**Identifying Graduates and Obtaining Transcripts**

Selected field staff returned to each sampled school between May 2009 and October 2009 to collect copies of transcripts for the eligible graduating sampled students. The procedures for identifying graduates in sampled schools and obtaining transcripts are described in this section.

Transcripts were requested for all students who were sampled for the operational mathematics and science part of NAEP 2009 and included all assessed students, sampled students who were absent during the NAEP assessment, and SD and ELL students who were excluded by the school from participating in the assessment.

Once graduation information was posted on transcripts, a field worker returned to the school to obtain the requested transcripts. At that time, the field worker used a Transcript Request Form (TRF) (see appendix C) to obtain basic information about the sampled students that was not available from NAEP 2009 data files. In addition to student name and NAEP ID, it contained columns for entering graduation status, gender, birth month and year, race/ethnicity, SD status, ELL status, Title I participation, and National School Lunch Program participation for each listed student. Data available from NAEP 2009 files (NAEP ID and demographic variables) were preprinted on the form.<sup>13</sup> The completed TRFs contained the following information:

- **Student Name**—The field worker recorded the first name, middle initial, and last name of each assessed, absent, or excluded student listed on the NAEP 2009 Administration Schedule. These entries were made to correspond to the preprinted NAEP ID.

---

<sup>13</sup> To ensure consistency between NAEP 2009 and HSTS 2009, the field staff was instructed not to change the preprinted demographic information.

- **NAEP ID**—The 10-digit NAEP 2009 assessment booklet numbers and SD and ELL questionnaire numbers for students excluded from the assessment were preprinted in ID order. This column on the TRF identified all students for whom transcripts were needed.
- **Exit Status**—Using information provided by the school, field workers assigned one of the following codes to describe each student’s outcome at the school:
  - graduated with a standard diploma
  - graduated with an honors diploma
  - received a diploma with special education adjustments
  - received a certificate of attendance
  - received a certificate of completion
  - still enrolled in this school
  - dropped out
  - transferred
  - withdrawn
  - received GED
  - other or reason unknown
- **Birth Date, Gender, and Race/Ethnicity**—Demographic information was generally preprinted for each sampled student. If not preprinted, it was recorded from the NAEP 2009 Administration Schedule.
- **SD and ELL Status**—For each student, it was recorded whether or not the student was classified by the school as SD and/or ELL.
- **National School Lunch Program and Title I**—Field workers recorded yes or no for participation in each of these programs.
- **Transcript Received**—Field workers checked this column to document that the transcript for a given student had been received.

After completing the TRF by carefully transferring student information from the Administration Schedules, the field worker filled out the summary box at the top of the form and requested transcripts according to the procedures set forth by the school. As already noted, the Disclosure Notice placed in students’ folders at the time of the first visit helped to facilitate transcript collection.

Once the field worker filled in the names of the students, some schools were able to access an electronic data file and print the transcripts. In other schools, the school coordinators pulled transcripts from their folders and photocopied them at the school.

When the request for transcripts was filled, the field worker reviewed the transcripts to ensure that a transcript had been received for each 12th-grade student selected for the operational mathematics or science portion of the NAEP 2009 assessment, whether or not that student had graduated. Even though nongraduate transcripts were not included in HSTS, each student graduation status needed to be accounted for and verified so that weighting could be done correctly. Each transcript was checked for eligibility, understandability (e.g., all the codes on it were defined on the transcript or explained in the SIF), and completeness. The field worker then labeled each transcript with preprinted labels containing the school ID and the student's NAEP ID. If a school did not have a student's transcript on file, the field worker completed a Documentation of Missing Transcripts form to explain the reasons the school gave for any missing transcripts.

#### **D. SENDING DATA FOR PROCESSING**

As with previous studies, safeguards were built into the procedures for NAEP 2009 to ensure that applicable privacy requirements were met. After transcripts were collected and all information on sampled graduates recorded, field workers prepared the transcripts for transmittal to the data processing staff. They first compared the student ID and name on the transcripts to the information on the TRF to verify that they had obtained and correctly labeled the transcripts. At the same time, they noted on the TRF which transcripts were received and which were not. They then cut off the left hand column of the TRF, which contained the names of the graduates. The list of names remained in the schools (and was ultimately destroyed) and the remainder of the TRF was placed in the package to send to the HSTS 2009 field officer for data processing. A Shipping Transmittal Form accompanied all shipments to the data processing staff and summarized the types and number of materials being sent.

## 5. DATA PROCESSING PROCEDURES

As discussed in chapter 4, schools provided a wide variety of data for use in the 2009 High School Transcript Study (HSTS 2009). These data included National Assessment of Educational Progress (NAEP) 2009 questionnaires, course catalogs, School Information Forms (SIFs), and other materials collected from schools to help interpret the transcripts of sampled graduates. This chapter summarizes the procedures used to process these materials and produce the study's data files. Information is also included on the study's quality control procedures, including the extensive training that staff received. Figure 1 depicts the data flow for the project.

### A. NAEP 2009 QUESTIONNAIRES

The main NAEP study provided HSTS staff with data files for schools and students included in NAEP 2009. The questionnaires used to gather information about schools and students for HSTS 2009 were the School Background Questionnaire, Students with Disabilities (SD) Background Questionnaire, English Language Learners (ELL) Background Questionnaire, and Student Background Questionnaire.<sup>14</sup> Unlike previous HSTS studies, the 2009 NAEP survey data fully overlapped with HSTS; therefore, no additional NAEP survey data were processed for HSTS.

### B. PROCESSING PROCEDURES FOR OTHER DATA COLLECTED FOR HSTS 2009

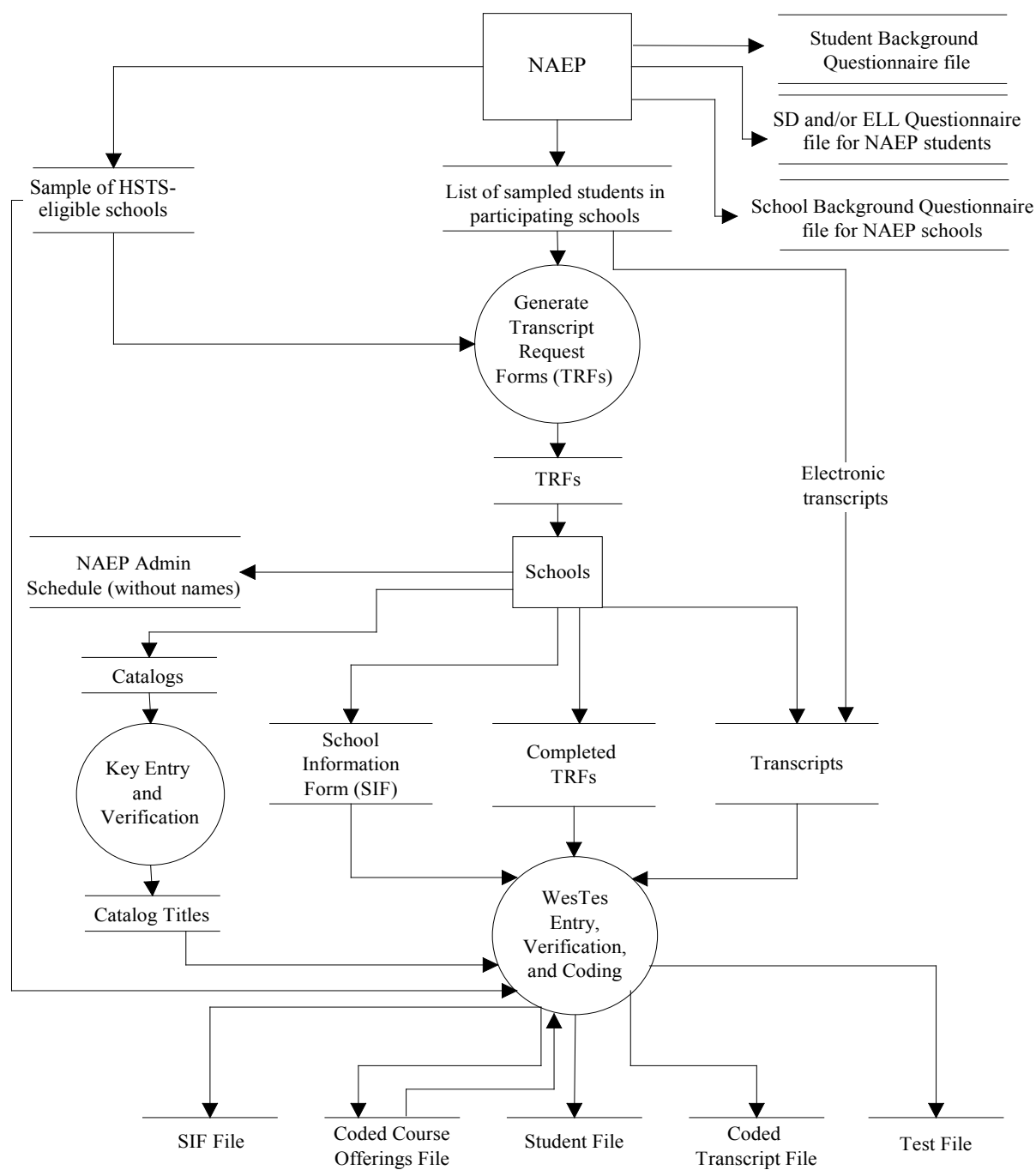
To process non-questionnaire data collected as part of HSTS 2009, project staff used WesTes, a custom-built Structured Query Language (SQL) server application specifically designed for processing large-scale transcript-based studies in an accurate and efficient manner. WesTes stores most of the school and graduate information collected for the study in a single integrated relational database. It is used to ensure that the data collected by HSTS 2009 is properly tracked and to assist the data entry and coding personnel in the prompt and accurate completion of their tasks. The following sections provide information on entering data from the SIFs and describe the use of WesTes for receipt control, catalog coding, transcript entry, and title matching.

---

<sup>14</sup> See chapter 1, section C.1, for a description of these questionnaires.



**Figure 1. Data flow for the High School Transcript Study 2009**



NAEP = National Assessment of Educational Progress; SD = Students with Disabilities; ELL = English Language Learners;  
Westes = Westat Transcript Entry System.

## **1. Receipt Control**

Receipt control began by electronically loading into WesTes the NAEP IDs containing the samples of schools and students selected for HSTS 2009. This list of schools was used to ensure that data could be entered into the system only for schools sampled for NAEP HSTS 2009. Ineligible schools were removed from the system. The system allowed staff to enter data only for graduates in the sample for eligible, participating HSTS schools.

When Westat received catalogs or course lists (including those sent electronically), SIFs, textbook forms, sample transcripts, and Transcript Format Checklists, a receipt clerk selected the school ID in WesTes and entered the receipt date for each of these materials.

When the transcripts and the Transcript Request Form (TRF) arrived for data processing, a receipt clerk carefully reviewed all items for accuracy and completeness and matched the transcripts to the TRF. Field workers were contacted immediately if further clarification was needed.

After reviewing the transcript materials, the clerk recorded the transcript materials and follow-up requests (when required) using the WesTes transcript receipt module. For each school, the clerk compared the number of transcripts requested with the number actually received, and reviewed and verified the list of all student IDs assigned to that school. The clerk entered the receipt date for the package. For each student ID in the school, the receipt clerk indicated whether or not the transcript had been received, the receipt date, and the exit status as indicated on the TRF. The receipt staff could update the exit status of students based upon determinations from project management staff if the transcript did not meet the minimum criteria for participation. Schools were reimbursed for the cost of producing the transcripts within 2 weeks after having their materials received for data processing.

## **2. School Information Form (SIF) Data Entry**

Title-matching staff were responsible for entering the data from receipted SIFs (see appendix B) into WesTes. These data included substantial amounts of information needed to correctly interpret catalog and transcript entries. Of particular importance was the information on the number of credits given by the school for one Carnegie unit and the number of credits required to graduate.

### 3. Catalog Coding

After catalogs were receipted, catalog coding staff highlighted the course titles and course numbers, if available, in the catalogs and sent the catalogs for key entry. Data entry personnel keyed the catalog titles and course numbers into ASCII files and verified the data through double entry.<sup>15</sup> The files containing the course titles were then uploaded into WesTes and the school catalogs were returned in school folders to the course coding staff.

Next, the catalog course coders reviewed all the materials in each school's folder to obtain an understanding of the school's curriculum and any special circumstances that would clarify the nature of the content of specific courses. Using the WesTes Catalog Coding Screen, the catalog coder displayed each catalog title individually, reviewed the corresponding entry in the school's catalog, and then entered the Classification of Secondary Courses (CSSC) code that best matched that description.<sup>16</sup>

The course coder also set flags (electronic indicators) that indicated the level of each course and whether the course was used primarily for special education, was part of a sequence of closely related courses, taught off campus, taught in English, and taken for college credit (see appendix R for a description of flags).

When coding a course, catalog coders matched the course description in the high school's catalog to the course description in the CSSC.<sup>17</sup> Using course descriptions rather than titles for purposes of assigning CSSC codes to catalog courses is important because the course title often does not provide sufficient information to differentiate between codes. For example, a course with a name such as algebra 1 could be a remedial course, a reduced-pace algebra course, a first semester algebra course, or the first year of a series of algebra courses. To facilitate the matching process, the full CSSC was available in hard copy as well as online to the catalog coders.

During the transcript coding process, if a transcript course could not be found in the course catalogs from that school, the course was added to the course offerings file on the catalog coding screen. The need to add a course typically occurred when course catalogs were not up to date or did not include all 4 years (i.e., courses that had been offered previously but no longer appeared in the catalog), college courses, or vocational programs offered through the school but that are off campus.

---

<sup>15</sup> Double entry, also sometimes referred to as blind entry, is the process in which data are entered into a computer twice, first by one individual, then by a second individual. The computer then compares the entries and shows any differences to be corrected.

<sup>16</sup> See chapter 1, section E, for additional information about the CSSC.

<sup>17</sup> See appendix I for information on these code values.

## 4. Transcript Coding

As mentioned in chapter 4, section C, once graduation information was posted on transcripts and the TRF was complete, the field worker requested the transcripts and then shipped them to the data processing staff who would prepare the transcripts for transcript coding.

Transcripts contain lists of courses taken and the grades and credits earned for each course, and may also contain a variety of other information, such as graduation date, class rank, names of tests taken by the graduate, and test scores.

### *a. Single-entry items*

When available on the transcript, the following single-entry items were entered into WesTes for each graduate:

- graduation date;
- class rank;
- size of class;
- grade point average (GPA);
- adjusted GPA (as reported by the school);
- days absent in 9th grade;
- days absent in 10th grade;
- days absent in 11th grade;
- days absent in 12th grade;
- total credits received;
- total credits attempted;
- whether the graduate received a General Equivalency Diploma (GED);
- date of GED completion; and
- PSAT, SAT, SAT II, or ACT scores.

These data were 100 percent verified (see section C.2 of this chapter for details).

*b. Course entry*

Transcript course entry is a time-intensive activity. Students' transcripts averaged slightly more than 46 course records per graduate. For each course, the transcript entry staff recorded the catalog course ID number if available, course name, grade level (9th, 10th, 11th, or 12th), year in which the course was taken, term (e.g., fall semester, summer school), grade received, and number of credits earned. The transcript entry staff was also responsible for setting a series of flags based on the information provided on the transcripts, the SIF, and in the school catalogs. Using information on the transcript, staff were responsible for setting the flag to indicate a course transferred from another school and the flag for a clearly identified course level (Pre-AP, Pre-IB, AP, IB, Pre-AICE,<sup>18</sup> and AICE) that differed from the default level (regular). These data were 100 percent verified.

## **5. Title Matching**

One of the most challenging aspects of the transcript coding process is linking the course title on the transcripts to the course title in the catalog in order to assign each transcript course an appropriate Classification of Secondary School Courses (CSSC) code. This process, known as title matching, was done after the transcript information for all graduates from a school had been entered. Title matching was performed by catalog coders who were trained for title matching and who, to the extent possible, worked with the same high school catalogs that they coded in the spring. This permitted them to capitalize on their knowledge of state education systems, graduation requirements, and acronyms.

Because course titles on transcripts are frequently different from the course titles a school uses in its catalog, it is usually not practical to fully automate the title-matching process. In addition, even when it is possible to automate title matches, a review by knowledgeable staff of the resulting matches is an important quality-control check. For these reasons, title matching was performed by experienced catalog coders using computer-assisted matching tools built into WesTes.

WesTes presented the title matcher with a list of all the unique title and flag combinations appearing on a school's transcript and a list of the coded catalog titles for the school. The title matcher's

---

<sup>18</sup> AICE is the Cambridge Advanced International Certificate of Education.

task was to match each of the titles from the transcripts to a catalog course. Title matchers assigned nontransfer course titles on transcripts to the high school's catalog and matched transfer courses directly to the most likely CSSC course description found in the generic catalog. The generic catalog was the most current version of the CSSC file. In this case, the CSSC was used like a course catalog.

Title matchers used titles and flags to correctly match each transcript course to the coded catalog file. For example, if the school distinguished between a regular English 9 course and an honors English 9 course in the catalog and on its transcripts, title matchers would ensure that a transcript course named English 9 honors with the level flag set to honors would be matched with the catalog course for the honors-level English 9 course (CSSC code 23.0108) and not with the average or remedial English 9 courses in the catalog (CSSC codes 23.0107 and 23.0106, respectively). Similarly, when there was no specific CSSC code available for an honors-level course, such as honors algebra 1, the transcript course honors algebra 1 would be matched to the regular algebra 1 course (CSSC code 27.0404) that had been given the honors-level flag and not the algebra 1 course with the default (regular level) flag. However, when a catalog did not distinguish between levels of a course but the transcripts did, the catalog coders would match the course on the transcripts to the catalog course and then set the transcript course level flag for the student even if it was different from the level flag for the catalog course. This situation often occurred when courses in the catalog represented classes in which the student-ability levels were mixed, such as, a regular-level class in which honors credit was given for students completing additional coursework. (When these data are analyzed, the level assigned to the student for the course is based upon the transcript if it is different from the level flag found in the course catalog.) If, however, coders determined that a transcript course, designated at a different level than the course in the catalog file, was, in fact, a separate course, it was added to the catalog file and coded with the appropriate CSSC code and level flag. Coders reviewed all of the documentation of a course to determine whether it was offered; if the course was not found in the catalog, then the coders added the course to the catalog.

## **C. QUALITY CONTROL PROCEDURES**

Procedures designed to ensure a high quality data processing operation include the careful hiring and training of HSTS staff, the rekeying of data for verification purposes, automated tests to identify records for review, and a “real-time” system used to identify and solve problems. Each of these quality assurance measures is discussed in a separate section below.

## 1. Hiring and Training of HSTS Staff

Central to quality control is having thoroughly trained, well-qualified staff. Westat, therefore, spent considerable effort selecting and training data processing staff. Two distinct groups of staff members were recruited and trained for the 2009 HSTS: catalog coders and data entry staff. Catalog coders matched the course descriptions in each school's catalog to the corresponding code in the CSSC, and a subgroup of them also matched the course titles on the transcripts to the corresponding titles in the school's catalog. Data entry staff entered the transcript information into the project database.<sup>19</sup>

### *a. Transcript data entry staff*

Transcript data entry staff members were selected for their ability to enter data accurately and consistently. They were then provided with extensive training that explained the study and taught them how to enter data from high school transcripts.

The transcript entry training spanned 5 days, with new concepts being introduced in the morning and practical application exercises performed in the afternoon. The primary function of the training was to instruct the staff in the use of WesTees for entering data found on transcripts with an emphasis on hands-on practical experience. The secondary function of training was to cover the basic concepts and challenges the staff would encounter while entering information on high school transcripts.

### *b. Catalog coders*

Requirements for employment as a catalog coder included a minimum of a bachelor's degree in a social science (with a master's degree preferred) and 2 or more years of teaching experience. The interview process paid special attention to experience in teaching a variety of core content areas as well as special education, knowledge of school curricula and procedures, attention to detail, application of analytical skills, and dedication to accuracy.

Training lasted for 5 days. It was guided by a training manual covering the following topics: high school catalog components, state requirements for graduation, special education programs, course

---

<sup>19</sup> In addition to staff described here, other Westat data entry clerks did some straightforward data inputting tasks, such as typing the names of course titles.

levels and flags, transfer courses, honors and advanced placement programs, and vocational, work, and career-related programs.

Training activities involved informative presentations, visual demonstrations, and practical applications. Examples illustrating salient points were drawn from actual materials. Coders learned to use the WesTes coding system and how to employ its category and subcategory searches. Coders also became familiar with the CSSC and the importance of studying a course's full description before assigning a CSSC code. To verify that coders were prepared to begin coding activities, a final exercise was given on Day 5 as a graded evaluation of coding analysis and application.

*c. Title-matching staff*

Seven catalog coders were selected from the catalog coding staff to perform the title-matching task. The training for title matching was similar in both form and procedure to catalog coder training. During a 4-day period, title matchers learned to match the CSSC catalog course codes that they had assigned during catalog coding with the transcript information entered during transcript entry and verification.

## **2. Rekeying for Verification**

All data entry from transcripts was verified by a staff member other than the one who initially entered the data. This required blindly rekeying most of the information on the transcript. However, the names of tests and courses were displayed during verification, because the verifier needed to see them to make meaningful entries in the related fields. These fields were rekeyed only when the verifier believed that an error had been made in entering them. Since course titles were keyed in full and were later matched to catalog titles, verifiers paid particular attention to any data entry errors in the titles that might potentially lead to incorrect matches. The system alerted the verifier to any differences between his or her entries and the original entries. The verifier then had the opportunity to confirm or change the most recent entry.



### **3. Automated Tests to Identify Records for Review**

Several automated reports were developed to identify records that needed to be manually reviewed. Some reports assisted coders in identifying records to be re-examined before submitting cases for review. Other reports were designed for supervisors to help them identify courses for their review.

The automated reports highlighted items that appeared to have unusually high or low values or to be inconsistent, such as transcripts within a school that had not yet been coded. A more complex type of report was a list of course titles containing the word “honors” without the honors flag having been set in the catalog.

### **4. How Staff Identified and Solved Problems**

HSTS 2009 staff had several ways to pursue a solution when they encountered issues during data entry, catalog coding, and title-matching operations. Sometimes individual staff members brought an issue to the attention of their supervisor, who could often provide an immediate response. Staff members also discussed issues at regularly scheduled staff meetings and attempted to resolve the issues at that time. For problems that could affect data analysis, such as special flag situations, credit situations, or the request for a new course code, the question would be directed to the analysts for their response, which was usually received within 24 hours. System-related problems were directed to the systems specialist.

The coding staff also created and updated as needed an electronic file of acronyms, online school names, and variations in course names, so that all coders had access to this information.

This system of addressing problems in “real time” allowed for a quick turnaround in obtaining and implementing solutions. Staff met regularly to make certain they were all employing the same solutions, ensuring consistency, speed, and accuracy in this process.

## 6. WEIGHTING AND ESTIMATION OF SAMPLING VARIANCE

### A. OVERVIEW OF WEIGHTING IN HSTS 2009

This chapter explains how the weights associated with the 2009 High School Transcript Study (HSTS 2009) were calculated. Users do not need to understand all the material in this chapter; however, they do need to be aware of which types of weights are appropriate to use with the analyses they wish to do. The appropriate weights to use are discussed in chapter 7, section C.1. Two types of weights were calculated for HSTS 2009:

- **Unlinked weights**—Student-level weights designed to compute estimates of all high school graduates in the HSTS sample.
- **Linked weights**—Student-level weights designed to compute estimates of high school graduates in the HSTS sample linked to a particular National Assessment of Educational Progress (NAEP) assessment.

There is one set of unlinked weights, and two sets of linked weights, one for each assessment subject (mathematics and science). Each set of weights includes a survey weight, used to produce point estimates, and replicate weights, used to compute variances for point estimates. All sets of these weights are designed to estimate variables for all graduates. The type of weight that should be used depends upon the type of data the user is analyzing. For example, in estimating the GPA of graduates, the set of unlinked weights would be used. If, however, the user wishes to explore the relationship between NAEP mathematics scores and GPA, the user would use the set of linked weights for mathematics, because these estimates must be based on the subsample of all HSTS graduates who also took the NAEP mathematics assessment. Similarly, if the user wishes to explore the relationship between NAEP science scores and GPA, the user would use the set of linked weights for science, because these estimates must be based on the subsample of all HSTS graduates who also took the NAEP science assessment.

The next sections of this chapter describe the weighting procedures used to calculate the unlinked and linked survey weights. The final section presents additional information about the calculation of replicate weights.

## B. HSTS UNLINKED WEIGHTS

The HSTS unlinked weights reflect the probability-sampling scheme used to arrive at the sample of students for whom transcripts were requested. The HSTS unlinked weights were constructed without regard to the NAEP participation or nonparticipation status of schools and students. The HSTS unlinked student-level weight contains five components: the student base weight, a school-level weight-trimming adjustment, a school-level nonresponse adjustment, a student-level nonresponse adjustment, and a student-level weight-trimming adjustment. A description of each weighting component is contained in the following subsections.

### 1. Student Base Weight

The student base weight reflects a student's overall probability of being selected for the 2009 HSTS. The student base weight ( $STU\_BWT$ ) is calculated as follows:

$$STU\_BWT_{unlinked} = SCH\_BWT \times HSTS\_SCHWT \times WINSCHWT \times HSTS\_WT \times SUBADJ \times YRRND\_AF$$

where,

- $SCH\_BWT$  is the NAEP school weight, which is the inverse of the probability of selection of the school for NAEP.
- $HSTS\_SCHWT$  is the HSTS school weight, which is the inverse of the probability of selection of the school for HSTS given that it was selected for NAEP.
- $WINSCHWT$  is the NAEP within-school student weight, which is the inverse of the probability of selection of the student for NAEP.
- $HSTS\_WT$  is the HSTS student weight, which is the inverse of the probability of selection of the student for HSTS given that the student was selected for NAEP.
- $SUBADJ$  is the substitution adjustment factor, which is an additional adjustment to account for the difference in grade enrollment between the participating substitute school and its corresponding original school that it replaced. This adjustment is necessary because the weights of students in a substitute school have to reflect what the weights of the students in its corresponding original school would have been if the original school participated. For example, if the original school was twice the size of the substitute school, then  $SUBADJ$  would be equal to 2 for each student in the participating substitute school.
- $YRRND\_AF$  is the year-round adjustment factor and applies only to students in year-round schools. In year-round schools, only a portion of the total student body is in school at any given point in time. The year-round adjustment factor inflates the weight

to account for students that were on break at the time of student sampling. For example, if 20 percent of students were on scheduled break at the time of the NAEP assessment, then  $YRRND\_AF$  would be equal to 1.25, that is, the inverse of 100 percent minus 20 percent ( $1/(1-(20/100))$ ).

## 2. School Trimming Adjustment

Weight trimming is an adjustment procedure that involves detecting and reducing extremely large weights. “Extremely large weights” generally refer to large sampling weights that were not anticipated in the design of the sample. Unusually large weights are likely to produce large sampling variances for statistics of interest, especially when the large weights are associated with sample cases reflective of rare or atypical characteristics. To reduce the impact of these large weights on variances, weight reduction methods known as trimming are typically employed.

Large school weights can occur for schools selected from the new-school sampling frame and for private schools. New schools that are eligible for weight trimming are schools with a disproportionately large student enrollment in a particular grade from a school district that was selected with a low probability of selection. The school base weights for such schools may be large relative to what they would have been if they had been selected as part of the original sample.

To detect extremely large weights among new schools, a comparison was made between a new school's school base weight and its ideal weight (i.e., the weight that would have resulted had the school been selected from the original school sampling frame). If the school base weight was more than three times the ideal weight, a trimming factor was calculated for that school that scaled the base weight back to three times the ideal weight. The calculation of the school-level trimming factor for a new school is expressed in the following formula:

$$SCH\_TRIM = \begin{cases} \frac{3 \times EXP\_WT}{SCH\_BWT}, & \text{if } \frac{SCH\_BWT}{EXP\_WT} > 3 \\ 1, & \text{otherwise} \end{cases}$$

where,

- *EXP\_WT* is the ideal base weight the school would have received if it had been on the NAEP public school sampling frame, and
- *SCH\_BWT* is the actual school base weight the school received as a sampled school from the new school frame.

Private schools that were eligible for weight trimming were Private School Universe Survey (PSS) nonrespondents who were found subsequently to have either larger enrollments than assumed at the time of sampling or an atypical probability of selection given their affiliation at the time of sampling. For private schools, the formula for computing the school-level weight trimming factor *SCH\_TRIM* is identical to that used for new schools but where,

- *EXP\_WT* is the ideal base weight the school would have received if it had been on the NAEP private school sampling frame with accurate enrollment and known affiliation, and
- *SCH\_BWT* is the actual school base weight the school received as a sampled private school.

### **3. School Nonresponse Adjustment**

The school nonresponse adjustment procedure inflates the weights of schools that participated in HSTS to account for schools eligible for HSTS but did not participate. This procedure involves assigning sample schools to mutually exclusive and exhaustive response cells based on predetermined characteristics. A nonresponse adjustment factor is calculated for each cell and then applied to the weight of each responding school. In this way, the weights of responding schools in the cell are “weighted up” to represent the full set of responding and nonresponding schools in a response cell.

The characteristics used to define nonresponse cells differed by public and private schools. The characteristics used for public schools included census division, urbanicity, and race/ethnicity or median income. For private schools, the characteristics used included affiliation (Catholic or non-Catholic), census division, urbanicity, and race/ethnicity.

The nonresponse adjustment factor was calculated in each cell  $c$  as follows:

$$SCH\_NRAF_c = \frac{\sum_{S_c} SCH\_BWT_s \times SCH\_TRIM_s \times HSTS\_SCHWT_s \times X_s}{\sum_{R_c} SCH\_BWT_s \times SCH\_TRIM_s \times HSTS\_SCHWT_s \times X_s}$$

where,

- $S_c$  is the set of all eligible HSTS schools in nonresponse cell  $c$ ;
- $R_c$  is the set of all eligible schools in nonresponse cell  $c$  that participated in HSTS;
- $SCH\_BWT_s$  is the school base weight for school  $s$  in nonresponse cell  $c$ ;
- $SCH\_TRIM_s$  is the school-level weight-trimming factor for school  $s$  in nonresponse cell  $c$ ;
- $HSTS\_SCHWT_s$  is the HSTS school weight for school  $s$  in nonresponse cell  $c$ ; and
- $X_s$  is the estimated grade enrollment corresponding to the original sampled school.

#### 4. Student Trimming Adjustment

Another trimming adjustment procedure was done to detect and trim extremely large weights at the student level. Large student weights generally result from compounding nonresponse adjustments at the school and student levels coupled with low to moderate probabilities of selection at the various stages of sampling. As with school-trimming weights, the purpose of trimming student weights is to reduce the effect of unusually large weights on survey estimates.

The student weight-trimming procedure used a multiple median rule to detect excessively large student weights. Any student weight within a given trimming group greater than a specified multiple of the median weight value of the given trimming group had its weight scaled back to that threshold. The multiple used for all trimming groups was 3.5. The trimming groups were defined by subgroup domain (Florida public, non-Florida public, Catholic private, and non-Catholic private) and minority status (low, high). The trimming factor was calculated using the following formula:

$$STU\_TRIM_{gk} = \begin{cases} \frac{M \times MEDIAN_g}{STUWGT_{gk}}, & STUWGT_{gk} > M \times MEDIAN_g \\ 1, & \text{otherwise} \end{cases}$$

where,

- $M$  is the trimming multiple (3.5),
- $MEDIAN_g$  is the median of nonresponse-adjusted student weights in trimming group  $g$ , and
- $STUWGT_{gk}$  is the weight after student nonresponse adjustment for student  $k$  in trimming group  $g$ .

## 5. Student Nonresponse Adjustment

The HSTS student nonresponse adjustment procedure inflates the weights of “participating” students to account for “nonparticipating” eligible students. Students who graduated in the 2009 school year were considered respondents (students with transcripts) if transcripts were received for at least 75 percent of the credits required by their school to graduate. Students identified by the school as graduates but provided less than 75 percent of required credits (or less than 3 years of data) and/or no transcript were identified as nonrespondents. Students who did not graduate in the school year 2009 were considered ineligible for HSTS, regardless of whether or not transcripts were received. These students were not included in this adjustment.

The nonresponse adjustment procedure at the student level used the same approach as its counterpart at the school level. Students were assigned to mutually exclusive and exhaustive response cells based on predetermined characteristics. A nonresponse adjustment factor is calculated for each cell and then applied to the weights of each participating student. The variables used to define the student nonresponse cells were students with disabilities (SD) and English language learners (ELL) status, school nonresponse cell, age (classed into “older” student or “modal age or younger” student), gender, and race/ethnicity.

In each nonresponse adjustment cell  $c$ , the student nonresponse adjustment factor  $STU\_NRAF_c$  was calculated as follows:

$$STU\_NRAF_c = \frac{\sum_{S_c} STU\_BWT_k \times SCH\_TRIM_k \times SCH\_NRAF_k}{\sum_{R_c} STU\_BWT_k \times SCH\_TRIM_k \times SCH\_NRAF_k}$$

where,

- $S_c$  is the set of eligible HSTS students (graduates with or without transcripts) in student nonresponse adjustment cell  $c$ ;
- $R_c$  is the set of graduates with usable transcripts (respondents) in student nonresponse adjustment cell  $c$ ;
- $STU\_BWT_k$  is the student base weight, as defined in section B.1, for student  $k$  in student nonresponse adjustment cell  $c$ ;
- $SCH\_TRIM_k$  is the school-level weight-trimming factor, as defined in section B.2, for the school associated to student  $k$  in student nonresponse adjustment cell  $c$ ; and
- $SCH\_NRAF_k$  is the school-level nonresponse adjustment factor, as defined in section B.3, for the school associated to student  $k$  in student nonresponse adjustment cell  $c$ .

The unlinked weight used in the student nonresponse procedure reflects the student base weight and all school- and student-level weighting adjustments prior to this adjustment.

Each graduate with usable transcripts (respondent) in a nonresponse cell received a nonresponse adjustment factor, as calculated above, corresponding to that cell.

## 6. Final Unlinked HSTS Sample Weight

Final unlinked HSTS sampling weights ( $FSTUWGT$ ) were assigned to all students in the HSTS study who graduated and for whom usable transcripts were received. The weights were computed by multiplying the student base weight and the nonresponse adjustment and weight-trimming factors together. That is,

$$FSTUWGT = STU\_BWT \times SCH\_TRIM \times SCH\_NRAF \times STU\_TRIM \times STU\_NRAF$$

where,

- $STU\_BWT$  is the student base weight (as defined in section B.1);
- $SCH\_TRIM$  is the school trimming adjustment factor (as defined in section B.2);
- $SCH\_NRAF$  is the school nonresponse adjustment factor (as discussed in section B.3);



- *STU\_TRIM* is the student trimming adjustment factor (as defined in section B.4); and
- *STU\_NRAF* is the student nonresponse adjustment factor (as defined in section B.5).

## C. HSTS LINKED WEIGHTS

The HSTS NAEP-linked weights allow users to analyze the relationship between students' proficiencies, as measured by their NAEP assessment outcomes, and students' coursetaking in their high school careers. Twelfth-grade students in these populations of analyses are those that participated in a given NAEP assessment, had a usable transcript, and graduated in 2009. There were many students for whom a completed transcript was received but no NAEP assessment existed (because the student refused to participate in NAEP or the student was absent on assessment day). These students can be part of the unlinked database but not the linked database that requires both transcripts and assessment results for the same student.

The students in the linked database require a different set of sampling weights than those in the unlinked database alone, as the set of students that qualify for these databases is a subset of the larger HSTS set. In particular, the school and student nonresponse adjustments will be larger for the linked weights than for the unlinked weights. This is because a student or school had to participate in both the NAEP and HSTS surveys to qualify as a “respondent” for the linked database. In addition, the schools had to maintain the link between the HSTS transcripts and NAEP sampled students. This reduced the number of school and student responses, thereby increasing the nonresponse adjustment factors.

Two sets of NAEP linked weights were computed, one for each assessment (mathematics and science). The linked weights were computed using a weighting procedure similar to the HSTS unlinked weights. Each assessment sample represents the full population, so each of the two sets of NAEP linked weights aggregates separately to the population totals. This section of the report describes the weighting procedures used to weight the NAEP linked samples.

The HSTS linked student-level weight also contains five components: the student base weight, a school-level weight-trimming adjustment, a school-level nonresponse adjustment, a student-level weight-trimming adjustment, and a student-level nonresponse adjustment. A description of each weighting component is contained in the following subsections.

## 1. Student Base Weights

The student base weight for a NAEP linked weight ( $STU\_BWT_{linked}$ ) reflects a student's overall probability of being selected for the given NAEP-linked HSTS sample. It is the product of the HSTS unlinked student base weight and a weighting factor to reflect the probability that a student was assigned to a particular NAEP assessment subject. That is,

$$STU\_BWT_{linked} = STU\_BWT_{unlinked} \times SUBJ\_AF$$

where,

- $STU\_BWT_{unlinked}$  is the HSTS unlinked student base weight described in section B.1.
- $SUBJ\_AF$  is the subject allocation factor to reflect the probability that a student was assigned to a particular NAEP assessment subject. The subject allocation weighting factor varied by subject of the assessment, school type (public or private), and reporting subgroups (Arkansas, Connecticut, Florida, Idaho, Illinois, Iowa, Massachusetts, New Hampshire, New Jersey, South Dakota, West Virginia, and other states).

## 2. School Trimming Adjustment

By design, the unlinked and linked samples comprised the exact same schools. Therefore, the school trimming factors ( $SCH\_TRIM$ ) calculated for the unlinked weights, as described in section B.2, also applied to the linked weights.

## 3. School Nonresponse Adjustment

By design, the student transcripts were only collected in participating NAEP schools. Therefore, the school nonresponse adjustment factors ( $SCH\_NRAF$ ) calculated for the unlinked weights, as described in section B.3, applied to the linked weights as well.

## 4. Student Trimming Adjustment

The same student-level weight trimming procedure for the unlinked weights described in section B.4 was used for the linked weights. The linked weights for graduates were trimmed using the

multiple median rule trimming procedure. The trimming procedure detects and truncates excessively large weights. Any weight within a given trimming group greater than a specified multiple of the median weight value of the given trimming group had its weight scaled back to that threshold. The procedure was carried out separately by subject. Variables used to define the trimming groups were school type (public, private), public school sampling strata (Arkansas, Connecticut, Florida, Idaho, Illinois, Iowa, Massachusetts, New Hampshire, New Jersey, South Dakota, West Virginia, and other states), private school type (Catholic, non-Catholic), and minority status (low, high). The multiple used for all trimming groups was 3.5. The trimming factor was calculated using the following formula:

$$STU\_TRIM_{gk} = \begin{cases} \frac{M \times MEDIAN_g}{STUWGT_{gk}}, & STUWGT_{gk} > M \times MEDIAN_g \\ 1, & \text{otherwise} \end{cases}$$

where,

- $M$  is the trimming multiple (3.5),
- $MEDIAN_g$  is the median of nonresponse-adjusted student weights in trimming group  $g$ , and
- $STUWGT_{gk}$  is the weight after student nonresponse adjustment for student  $k$  in trimming group  $g$ .

## 5. Student Nonresponse Adjustment

This procedure adjusts for student nonresponse in the linked HSTS samples. The response disposition of a student depended on his/her response disposition for both HSTS and NAEP. In general, eligible students who participated in HSTS and NAEP were considered respondents for the linked samples. Those eligible students who did not participate in both HSTS and NAEP were considered nonrespondents. Students who were ineligible for HSTS (those who did not graduate), were ineligible for the linked samples regardless of their NAEP dispositions.

The nonresponse procedure was carried out using the same procedure as NAEP to the extent possible to maintain consistency with the NAEP weights. Students were assigned to mutually exclusive and exhaustive response cells based on predetermined characteristics. A nonresponse adjustment factor was calculated for each cell and then applied to the weights of each participating student. The variables used to define the student nonresponse cells were SD/ELL status by subject (SD or ELL mathematics, SD or ELL science, non-SD and non-ELL mathematics or science), school nonresponse cell, age (classed into “older” student or “modal age or younger” student), gender, and race/ethnicity.

In each nonresponse adjustment cell  $c$ , the student nonresponse adjustment factor  $STU\_NRAF_c$  was calculated as follows:

$$STU\_NRAF_c = \frac{\sum_{S_c} STU\_BWT_k \times SCH\_TRIM_k \times SCH\_NRAF_k}{\sum_{R_c} STU\_BWT_k \times SCH\_TRIM_k \times SCH\_NRAF_k}$$

where,

- $S_c$  is the set of eligible NAEP-linked HSTS students (respondents and nonrespondents) in student nonresponse adjustment cell  $c$ ;
- $R_c$  is the set of NAEP-linked HSTS respondents in student nonresponse adjustment cell  $c$ ;
- $STU\_BWT_k$  is the student base weight, as defined in section C.1, for student  $k$  in student nonresponse adjustment cell  $c$ ;
- $SCH\_TRIM_k$  is the school-level weight-trimming factor, as defined in section C.2, for the school associated to student  $k$  in student nonresponse adjustment cell  $c$ ; and
- $SCH\_NRAF_k$  is the school-level nonresponse adjustment factor, as defined in section C.3, for the school associated to student  $k$  in student nonresponse adjustment cell  $c$ .

The NAEP-linked sample weight used in the student nonresponse procedure reflects the linked student base weight and all school- and student-level weighting adjustments prior to this adjustment.

Each graduate with complete and usable transcripts (respondent) who participated in NAEP received a nonresponse adjustment factor, as calculated above, corresponding to the nonresponse adjustment cell.

## 6. Final Linked HSTS Weights

Final NAEP-linked HSTS sampling weights were assigned to all graduates in the HSTS study for whom usable transcripts were received and who were assessed in the given NAEP subject. The weights were computed for each linked sample as follows:

$$FSTUWGT = STU\_BWT \times SCH\_TRIM \times SCH\_NRAF \times STU\_TRIM \times STU\_NRAF$$

where,

- *STU\_BWT* is the student base weight (as defined in section C.1);
- *SCH\_TRIM* is the school trimming adjustment factor (as defined in section C.2);
- *SCH\_NRAF* is the school nonresponse adjustment factor (as discussed in section C.3);
- *STU\_TRIM* is the student trimming adjustment factor (as defined in section C.4); and
- *STU\_NRAF* is the student nonresponse adjustment factor (as defined in section C.5).

## **D. VARIANCE ESTIMATION**

Replicate weights have been provided for each set of sample weights to allow users to compute variances for HSTS 2009 estimates. The particular method used for HSTS 2009 was the stratified jackknife assuming two primary sampling units (PSUs) per stratum, the same method used for the main NAEP 2009.

Graduate estimates based on HSTS 2009 are subject to sampling error because they are derived from a sample, rather than from the whole population. The variance is a measure of sampling error and, for the most part, determines the reliability of an estimate. Sampling variance indicates how much a population estimate for a given statistic would be likely to change if it were based on another equivalent sample of individuals drawn in exactly the same manner as the actual sample. Since HSTS 2009 used a complex sample design with several stages of sampling, unequal selection probabilities, and complex weighting procedures, use of standard textbook formulas or standard routines in software packages such as SAS and SPSS generally underestimate the true variance of survey estimates and should not be used.

### **1. Jackknife (JK2) Replication Method**

The basic idea behind replication is to select subsamples repeatedly from the whole sample, calculate the statistic of interest for each subsample, and then use the variability among the subsample or replicate statistics to estimate the variance of the full sample statistic. Different ways of creating

subsamples from the full sample result in different replication methods. The subsamples are called replicates, and the statistics calculated from these replicates are called replicate estimates.

The stratified jackknife replication method used for HSTS 2009, known also as the JK2 replication method, assumes that the population of PSUs, the first stage sampling units, is grouped in  $L$  variance strata with two PSUs (or variance units) selected from each stratum. In the case of HSTS 2009, the first stage units are the schools. In general, a replicate estimate is formed by randomly selecting one variance unit in a variance stratum. The weight of the selected variance unit is doubled, the weight of the nonselected variance unit is multiplied by zero, and the weights for the variance units in the remaining variance strata are not modified. This process is repeated for each variance stratum. If there are  $L$  variance strata, then  $L$  replicates are created.

The JK2 replication method, as well as any of the other replication methods, is implemented by using replicate weights. Each replicate weight corresponds to a given replicate. The estimated sampling variance of some statistic  $\hat{t}$  is calculated by taking the sum of  $M$  squared differences (where  $M$  is the number of replicate weights developed):

$$\hat{Var}(\hat{t}) = \sum_{i=1}^M (t_i - \hat{t})^2$$

where  $\hat{t}_i$  denotes the estimate of the statistic of interest obtained using the  $i^{th}$  set of replicate weights and  $\hat{t}$  denotes the estimate of the statistic obtained using the set of full sample weights.

Each replicate undergoes the same weighting procedure as the full sample so that the jackknife variance estimator reflects the contributions to or reductions in variance resulting from the various weighting adjustments.

## 2. Calculating Replicate Weights

Replicate weights for a given HSTS 2009 sample were created by generating random subsamples of the original sample. In all, 62 replicate weights were created on each record in the unlinked and linked HSTS 2009 data sets. This variance replication scheme is the same one traditionally used for NAEP samples.

Since the first stage of selection for the HSTS samples were schools, the creation of the variance strata under the JK2 model for the samples involved the pairing of schools. The sampled schools were listed in order of selection, and successive schools were paired within each school sampling strata. If there were an odd number of schools within a sampling stratum, the last three schools were grouped into a triple. Each school grouping was referred to as an initial variance stratum. Each school in a pair (or triple) was randomly assigned to one of two different variance units, and each school in a triple was randomly assigned to one of three different variance units. Since the number of initial variance strata greatly exceeded the desired number of variance strata (62), the initial strata were systematically assigned to 62 “combined” variance strata.<sup>20</sup>

Replicate base weights ( $i = 1$  to 62) for a graduate assigned to a variance stratum with two first-stage sampling units were calculated as below.  $STU\_BWT$  was the graduate base weight for a given HSTS 2009 sample.

$$STU\_BWT_{rep\_i} = \begin{cases} 0, & \text{if student is in variance unit 1 of variance stratum } i \\ 2 \times STU\_BWT, & \text{if student is in variance unit 2 of variance stratum } i \\ STU\_BWT, & \text{if student is not in variance stratum } i \end{cases}$$

When a stratum contained three first-stage sampling units, graduates in the stratum had their weights adjusted for two replicates ( $r_1$  and  $r_2$ ). The base weights for the two replicates for a graduate assigned to variance stratum ( $i = 1$  to 62) with three first-stage units were calculated as follows:

$$STU\_BWT_{rep\_i}(r_1) = \begin{cases} 1.5 \times STU\_BWT, & \text{if student is in variance unit 1 of variance stratum } i \\ 1.5 \times STU\_BWT, & \text{if student is in variance unit 2 of variance stratum } i \\ 0, & \text{if student is in variance unit 3 of variance stratum } i \\ STU\_BWT, & \text{if student is not in variance stratum } i \end{cases}$$

$$STU\_BWT_{rep\_i}(r_2) = \begin{cases} 1.5 \times STU\_BWT, & \text{if student is in variance unit 1 of variance stratum } i \\ 0, & \text{if student is in variance unit 2 of variance stratum } i \\ 1.5 \times STU\_BWT, & \text{if student is in variance unit 3 of variance stratum } i \\ STU\_BWT, & \text{if student is not in variance stratum } i \end{cases}$$

---

<sup>20</sup> Initial variance strata comprising three schools were assigned two variance strata so that two replicates are created for each of these strata. This is one common approach to handling three PSUs per stratum.

The final replicate weights for a given HSTS 2009 data set were calculated by applying the same weighting adjustment procedures described in sections B and C to each set of replicate base weights. By applying the weighting procedures on each set of replicate base weights, variance estimates reflected the intended effects of the weighting adjustment.



*This page intentionally left blank.*

## 7. GUIDE TO THE DATA FILES AND CODEBOOKS

This chapter describes the content and organization of the 2009 High School Transcript Study (HSTS 2009) data files and codebooks. It also details the process for accessing and obtaining the data files.

### A. PUBLIC-USE AND RESTRICTED-USE DATA FILES

#### 1. Public-use Data—NAEP Data Explorer for HSTS

Though no public-use microdata are available for HSTS 2009, researchers may analyze the data through a secure web-based analysis tool. Researchers will be able to conduct interactive analyses on the National Assessment of Educational Progress (NAEP) HSTS 2009 data with the HSTS version of the NAEP Data Explorer (NDE). An adaptation of NDE, the NDE for HSTS is a Data Analysis System (DAS) that enables users to access and analyze the graduate transcript data collected for HSTS 2009. Users can construct tables with as many variables as can be supported by the data, although data disclosure rules will place some limitations on the number of crossed variables, as well as the number of categories within the variables.

The NDE for HSTS is designed to allow users to analyze the data with the NAEP scores or to look at all of the transcript data. Researchers can generate tables of average NAEP assessment scores for a number of independent variables, which include coursetaking and other transcript information, school and graduate demographic information, and the NAEP questionnaire responses. These data are limited to graduates who participated in both the NAEP assessment and HSTS and were eligible for inclusion in the transcript analysis. All analyses of these NAEP-linked data use the NAEP scores as the default dependent variable. The NAEP-based data available in the NDE for HSTS are categorical or binary variables and can be used for user table requests.

The other analyses available in the NDE for HSTS is the new feature that provides researchers with additional flexibility in variable selection for dependent variables, such as earned course credits and grade point average (GPA). Transcript data will be available from all graduates eligible for inclusion in the transcript analysis, regardless of their participation in NAEP. Other transcript data from 1990, 2000, and 2005 are included in the NDE for HSTS, so that users can examine trends in HSTS data.

The NDE can be accessed at <http://nces.ed.gov/nationsreportcard/naepdata/>.

## **2. Restricted-use Data**

By Federal law, the schools and graduates that participated in HSTS 2009 are to remain confidential. However, all NAEP microdata files, including the NAEP HSTS 2009 data files, are available to users as restricted-use data files. Restricted-use data files contain variables for schools and graduates that cannot be released to the public because of confidentiality concerns, but are made available to educational researchers. Because these data contain direct identifiers of schools, educational researchers using the HSTS 2009 data files must agree not to release any information that directly identifies a school or graduate, such as school name or address.

Because of confidentiality legislation, secondary users who wish to obtain a copy of the restricted-use data files must apply for a National Center for Education Statistics (NCES) restricted data license. If an organization does not already have a restricted data license, it is necessary to obtain a copy of the *Restricted-Use Data Procedures Manual*. There is a four-page checklist in this document that details the steps involved in obtaining a license. The manual may be viewed and downloaded from the NCES website at <http://nces.ed.gov/statprog/rudman>, or a copy may be requested from the following contact individual:

Cynthia Barton (202) 502-7307  
[cynthia.barton@ed.gov](mailto:cynthia.barton@ed.gov)

If an organization already has a restricted data license, the organization may need only to have the license amended to add new datasets and/or authorized data users. Note that, in college or university settings, only faculty can serve as the primary project officer.

To obtain a restricted data license (or to amend an existing license), a secondary user should apply using the electronic registration process available at <http://nces.ed.gov/statprog/instruct.asp>.

## **B. CONTENT AND ORGANIZATION OF THE RESTRICTED-USE FILES**

Data from HSTS 2009 were organized into eight data files:

- Course Offerings File
- School File
- Student File
- NAEP Data File
- SD/ELL Questionnaire File
- Test File
- Transcript File
- Master CSSC File

Except for the Master CSSC File (which is not related to individual schools or graduates), all files can be linked by unique school identifiers. The Student, NAEP Data, SD/ELL Questionnaire, Transcript, and Test files can be linked by unique student identifiers. The Master CSSC File can be linked to either the Course Offerings File or the Transcript File by CSSC number.

Each file contains the appropriate weighting variables and replicate weights.<sup>21</sup> To obtain accurate results, users must select the appropriate weights for the type of analyses they are undertaking.

This section will provide an overview of the information available in each of the data files. More detailed information is available in the codebooks in appendices J through Q.

### **1. Course Offerings File**

The Course Offerings File is a complete listing of courses offered in all participating schools. Organized by school, each of the file's approximately 122,000 records contains the following information:

---

<sup>21</sup> See Chapter 6 for a discussion of the appropriate weights to use.

- school ID;
- course title;
- course CSSC code;
- special education flag;
- the source of the catalog (e.g., generated from transcripts or from a school-provided catalog);
- the catalog type (whether the catalog is a district-level catalog, a school catalog, or a list of courses generated by the school);
- the location of the course (including various off-campus locations);
- the language of instruction;
- the level of the course (e.g., remedial, regular, honors); and
- whether the course was part of an instructional sequence.

It should be noted that schools may not offer all courses that are on a transcript. For example, in a high school that covers grades 10 through 12, the grade 9 courses that graduates took in middle school were not treated as transfer courses but appeared as if they were offered by the high school. This treatment provides a more balanced picture of the courses available to graduates in four years of high school than would be provided by treating such courses as transfer courses. For the schools from which no catalogs were received, the list of unique course titles appearing on the sampled transcripts was the only available source of course offering entries.

## **2. School File**

The School File contains one record for each of the participating schools. The file includes school variables gathered on the School Information Form (SIF) during the transcript study, as well as the school's responses to the NAEP School Questionnaire. The NAEP questionnaires can be found at <http://nces.ed.gov/nationsreportcard/bgquest.asp>. Information collected on the SIF that appear on the HSTS 2009 School File include diplomas offered, school programs offered, the typical number of classes per school day, and the typical length of time for school classes.

### **3. Student File**

The Student File contains a record for each of the high school graduates who were sampled for HSTS 2009. Each record in the file contains demographic information, sampling information, graduate weights, and replicate weights for variance estimation. It also contains a flag indicating whether or not the graduate was disabled (SDSTATUS) and a variable indicating the specific nature of the disability when applicable (HCTYPE).<sup>22</sup> The file also contains a series of derived variables, including summaries of the graduate's coursetaking record by major educational topic, as taken from the graduate's transcript data. Because a number of transcripts for graduates were not received or were incomplete, only approximately 37,600 graduates have full transcript information on their graduate records.

### **4. NAEP Data File**

This file contains data from the NAEP 2009 mathematics and science assessments for the HSTS sampled graduates. Because NAEP scores are designed to provide accurate group estimates rather than student-level information, plausible values for graduates are developed. These plausible value variables have been "conditioned" on other variables (e.g., parents' education level and NAEP region) in the NAEP datasets. These plausible values provide more unbiased estimates of graduate scores when NAEP data are analyzed in conjunction with the conditioning variables.<sup>23</sup> The NAEP data file includes the plausible values for NAEP proficiency scores for each 2009 high school graduate who participated in a NAEP assessment in a school that was fully linked to HSTS 2009.

In addition to the variables used to estimate plausible values for the main NAEP study, all transcript study variables in the student file were used in the conditioning process.

Because of the inclusion of the transcript study variables, the NAEP scores reported in the HSTS files are slightly different from the scores contained in the records for the same graduates distributed solely as NAEP data. The overall national scores from the two studies are different with the HSTS scores being slightly higher since HSTS is based on graduates while NAEP includes non-graduates.

---

<sup>22</sup> The values of the disabling condition codes in 2009 are 00 = Multidisabled, 01 = Learning Disabled, 02 = Hearing Impaired, 03 = Visual Impaired, 04 = Speech Impaired, 05 = Mental Retardation, 06 = Emotional Disturbance, 07 = Orthopedic Impaired, 08 = Traumatic Brain Injury, 09 = Autism, 10 = Developmental Delay, 11 = Other Health Impaired, 12 = Other, 88 = Not Reported. These codes have been modified since the codes used in the HSTS 1998 file.

<sup>23</sup> The plausible value estimation process for NAEP is explained in the NAEP technical report for 1996 (<http://nces.ed.gov/nationsreportcard/pdf/main1996/1999452b.pdf>). Also, see the forthcoming online NAEP 2009 technical report for a detailed discussion of conditioning.

If the need arises to match transcript study records with records obtained from NAEP files, the user will need to take into account the differences in naming conventions for the school and student IDs noted in table 7.

**Table 7. HSTS and NAEP record identifier naming conventions: 2009**

HSTS transcript study record identifier		NAEP record identifier (other than those distributed with the transcript files)	
Variable name	Field length	Variable name	Field length
SCHOOLID	7	SCHID	7
STUDENTI	10	BOOK	3
		BKSER	6
		CHKDIG	1

SOURCE: U.S. Department of Education, Institute of Education Sciences, National Center for Education Statistics, High School Transcript Study (HSTS), 2009.

The student identifier in the transcript study, STUDENTI, is created by concatenating the NAEP book number (BOOK, which identifies the form of the assessment administered), the book serial number (BKSER), and the check digit (CHKDIG).

## 5. SD/ELL Questionnaire File

The SD/ELL Questionnaire File contains a record for each of the approximately 5,000 HSTS sampled graduates with student disability and/or English language learner questionnaire data. The file contains all data from the completed questionnaires, including the demographic variables asked for on the cover of the questionnaires.

## 6. Test File

The Test File contains information on standardized test scores that appears on high school transcripts. Of the transcripts collected, about 9,000 transcripts contained standardized test scores. Transcripts without this information may belong to graduates who did not take standardized tests; however, they may also be for graduates attending schools that did not report some or all of this information on transcripts. Because of the relatively small percentage of transcripts represented and the uncertainty about the source of missing data, the data in this file should be used with caution.

Graduates in the Test File are identified by the combination of school and graduate ID variables. Each test on a transcript is identified with a unique sequence number. The combination of

graduate ID and test sequence number allows for a unique ID number for each test within the file. Each entry also contains an indicator of the record type (“T” = test), the month and year of the test (if available), and a 50-character description of the test.

For most tests, scores were provided; however, it was not always possible to give meaningful entries for some test scores. The subtests that are reported also varied tremendously. Complete scores are provided for the Preliminary Scholastic Aptitude Test (PSAT) math and verbal subtests, the Scholastic Aptitude Test (SAT) math and verbal subtests, and the American College Test (ACT) composite and subtests that appeared on the transcripts. The remaining test information is less complete. The file contains about 66,500 records.

## **7. Transcript File**

The Transcript File contains a record for each course appearing on the sampled graduates’ transcripts. It is an extremely large file, containing over 1.8 million records. Courses are uniquely identified by a course ID number. Each course record includes the following variables:

- student ID number;
- grade level when course was taken;
- school year when course was taken;
- school term when course was taken;
- course title;
- grade received (original and standardized);
- credits received (original and standardized Carnegie units);
- course ID that links to CSSC code in catalog;
- whether the course was a special education course;
- whether the course was taught off campus;
- whether the course was taught in a language other than English;
- instruction level of the course; and
- whether the course was a transfer course.



The analyst may wish to use this file to obtain new summary variables for graduates to add to the student file.

## **8. Master CSSC File**

The Master CSSC File contains all codes in the modified version of the Classification of Secondary School Courses (CSSC) used in this study. The CSSC is described in chapter 1, and additional information on the codes is included in appendix I.

The Master CSSC File is organized by CSSC code and contains four variables:

- CSSC course code (described in chapter 1);
- special education flag (described in chapter 5);
- standard course title; and
- sequence flag (described in chapter 5).

## **C. ADDITIONAL INFORMATION FOR RESEARCHERS WISHING TO USE RESTRICTED-USE FILES**

The HSTS data files contain a wealth of education-based information for researchers to use to understand issues related to coursetaking, access to courses, and achievement. This section addresses some topics that were not addressed in preceding sections such as the use of NAEP scores for individuals.

### **1. Selecting the Proper Weights**

As discussed in chapter 6, there are multiple weights associated with HSTS 2009. Selecting the appropriate weight to use in analyses involving HSTS 2009 is critical for ensuring accurate results.<sup>24</sup>

Users wishing to estimate variances as well as point estimates should be aware of the importance of using replicate weights<sup>25</sup> with HSTS 2009. Since HSTS 2009 used a complex sample

---

<sup>24</sup> Chapter 6, section A, describes the weights to be used for different types of analyses.

<sup>25</sup> See chapter 6, section D, for additional information on the replicate weights.

design with several stages of sampling, unequal selection probabilities,<sup>26</sup> and complex weighting procedures, use of standard textbook formulas or standard routines in software packages such as SAS and SPSS generally underestimate the true variance of survey estimates and should not be used.

## **2. Statistical Software for Use with HSTS 2009**

Specialized software is required to produce the appropriate statistics from the HSTS 2009 data due to the complex sample design reflected in the jackknife replicate weights and the plausible values of the NAEP scale scores. Standard SAS and SPSS code can produce accurate point estimates but cannot easily produce correct standard errors.

Commercial software such as WesVar can also be used for analyzing the HSTS data ([http://www.westat.com/westat/expertise/information\\_systems/wesvar/index.cfm](http://www.westat.com/westat/expertise/information_systems/wesvar/index.cfm)). Other commercially available software includes SUDAAN v10 (<http://www.rti.org/sudaan/>) and STATA v10 (<http://www.stata.com/>).

## **3. Use of NAEP Scores for Individuals**

The design of the NAEP studies does not allow reporting on the performance of individual students. Rather, it assesses student performance in selected academic areas for specific populations of students or subgroups of these students. The NAEP sample includes students from both public and private schools. To maximize student participation, NAEP policy states that a student should be asked to participate in the assessment, unless their inability to do so can be clearly established. Beginning with the 2000 assessment, NAEP HSTS linked analyses have included graduates who took the assessments with accommodations because they had disabilities or were English language learner students.

### **NAEP Scale Scores**

Because of the design of the NAEP assessments, each student typically responds to only a few questions within any content area, and not all students are asked the same questions. Unlike many traditional assessments, there is no linear transformation between correct/incorrect items and a single score. Using a single student-level score would result in misleading estimates of population

---

<sup>26</sup> See chapters 2 and 3 for more information on the sampling used in HSTS.

characteristics. Instead, NAEP constructs sets of plausible values (in sets of five) designed to represent the distribution of performance in the population for each subject assessed. A plausible value is a representative value from the potential scale scores for all students in the population with similar characteristics and identical patterns of item response. Because HSTS collects additional information about the student characteristics and item responses that can be used in this estimation process, plausible values for NAEP scale scores are recalculated for the HSTS sample for use in analyses relating NAEP scores and HSTS transcript data. As a result, NAEP scale scores associated with the HSTS 2009 data differ slightly from NAEP scale scores associated with NAEP 2009 student data.

Since the statistics describing the performance on the NAEP mathematics and science scales are based on the plausible values, the statistical software used to conduct these analyses must properly compute the statistics for the plausible values.

More information about NAEP 2009, including scale scores, plausible values, and jackknife variance replication, can be found in the forthcoming online NAEP 2009 technical report.

## **D. HSTS ANALYSIS REPORTS**

The HSTS 2009 initial release report (see *report link*) represented high school graduates with complete transcripts. Students whose transcripts did not include course-by-course data for at least 3 full years of high school were excluded. To be consistent with other published analyses, the following rules were adopted for including and excluding students in the analyses that produced the tables:

1. Both public and private school graduates were included.
2. Students with special education diplomas, certificates of attendance, and certificates of completion were excluded. Certificates of completion indicate that a student completed the necessary school requirements for graduation, but failed to successfully complete a required state graduation exam.
3. Graduates with disabilities who received regular or honors diplomas (i.e., those who were not screened out by rule 2) were included.
4. Graduates with fewer than 16 Carnegie Units were excluded. A Carnegie Unit was a factor used to standardize all credits indicated on transcripts across the study. The Carnegie Unit is defined as the number of credits received for 120 hours of classroom instruction over the course of a year.
5. Graduates with zero English credits were excluded.

Prior to finalizing the data file, transcript records were subject to quality control procedures that listed transcripts needing to be examined because the transcript records were inconsistent with the student's exit status. In a few cases, it was determined that a student initially recorded as a graduate had not actually graduated, and the student's exit status was revised accordingly. Among students with transfer courses, it was sometimes determined that although a student had fewer credits than were required to graduate, the transcript had all the other attributes of a graduated senior. These attributes included student exit status, graduation date, GPA, and class standing. Credits from transfer schools may not have been recorded on the transcript, or the transferred credits may have had a different credit assignment than the school of graduation. In these cases, if a careful review of the transcript and the data files showed no data entry or coding errors, and the lack of credits resulted from missing or improperly converted Carnegie credits for the transfer courses, the record was updated by adding an additional transcript record with undifferentiated credit or by modifying the existing transfer credit records to assign the actual number of credits the graduate had taken.

In summary, for a transcript to be included in the analyses in the initial release report, it had to meet three requirements: (1) the graduate graduated with either a standard or honors diploma, (2) the graduate's transcript contained 16 or more Carnegie credits, and (3) the graduate's transcript contained more than zero Carnegie credits in English courses. These additional restrictions reduced the number of 2009 graduates in the sample used in the report from approximately 37,600 graduates to 36,400 graduates.

For HSTS 2000, there are two publications containing many comparisons and analyses. The first publication, *The High School Transcript Study: A Decade of Change in Curricula and Achievement, 1990–2000* (Perkins et al. 2004), is a printed report available from the National Center for Education Statistics (NCES) website and EDPUBS. This report analyzes the changes in course credits earned and GPAs achieved by high school graduates from HSTS 1990 to HSTS 2000. It also looks at correlation values between the NAEP 2000 mathematics and science assessment scores with various student coursetaking variables. The second publication, *The 2000 High School Transcript Study Tabulations: Comparative Data on Credits Earned and Demographics for 2000, 1998, 1994, 1990, 1987, and 1982 High School Graduates* (Roey et al. 2007), is available on the NCES website. It details the number of credits earned by high school graduates in various school subject fields and by various school and graduate characteristics, including gender, race/ethnicity, academic track, type of locale, school type (public/private), and region of the country. It also contains tables covering graduation requirements, GPAs, and NAEP 2000 mathematics and science assessment scores.

For HSTS 2005, there were a number of publications that expanded the kinds of analyses that had been conducted in the past. The HSTS report *America's High School Graduates: Results from*

*the 2005 NAEP High School Transcript Study* (Shettle et al. 2007) summarized the findings from HSTS 2005. This report presents information about the types of courses 2005 high school graduates took during high school, how many credits they earned, and the grades they received. Information on the relationships between high school records and performance in mathematics and science on the NAEP assessments is also included. Transcripts were collected from a nationally representative sample of 26,000 high school graduates. The 2005 results are compared to the results of earlier transcript studies, and differences among graduates by race/ethnicity, gender, and parent education are examined. Study findings include: 2005 graduates earned approximately three more credits (about 360 additional hours of instruction during their high school careers) than their 1990 counterparts. In 2005, the overall GPA was approximately a third of a letter grade higher than in 1990. Graduates with stronger academic records obtain higher NAEP scores. For example, graduates whose highest mathematics course was geometry or below had average NAEP mathematics scores below the *Basic* achievement level, while graduates who took calculus had average NAEP scores at the *Proficient* level. Female graduates' GPAs overall and in mathematics and science were higher than the GPAs of male graduates during each year HSTS was conducted. Among those who took higher level mathematics and science courses, male graduates had higher NAEP scores than female graduates. Increased percentages of White, Black, Hispanic, and Asian/Pacific Islander graduates completed at least a midlevel curriculum in 2005 compared with 1990. The GPAs of all four racial/ethnic groups also increased during this time. In 2005, both Black and Hispanic graduates were less likely than White graduates to have completed calculus or advanced science courses and to have higher GPAs.

The HSTS 2009 datasets offer new possibilities for data analyses that previous HSTS datasets could not offer. Researchers can analyze relationships between the mean NAEP mathematics and science assessment scores by whether or not graduates took selected mathematics or science courses. Incorporating the HSTS 2009 datasets with the previous HSTS datasets, researchers can track courses by grade level across the transcript studies to determine whether course curricula have changed in the past 2 decades. Linking the HSTS files with the corresponding NAEP student questionnaires provides new educational-related variables for data analysis, including parents' education levels, computer usage at home and school, and time spent on homework.

## REFERENCES

- Allen, N.L., Carlson, J.E., and Zelenak, C.A. (1999). *The NAEP 1996 Technical Report* (NCES 1999-452). U.S. Department of Education, National Center for Education Statistics. Washington, DC: U.S. Government Printing Office.
- Gifford, A., Hoachlander, E., and Tuma, J. (1994). *The Secondary School Taxonomy Final Report*. U.S. Department of Education, National Assessment of Vocational Education. Final Report to Congress, Volume II, Chapter I.
- Ingels, S.J., Dowd, K.L., Taylor, J.R., Bartot, V.H., Frankel, M.R., and Pulliam, P.A. (1995). *National Education Longitudinal Study of 1988, Second Follow-Up: Transcript Component Data File User's Manual* (NCES 95-377). U.S. Department of Education, National Center for Education Statistics. Washington, DC: U.S. Government Printing Office.
- Jones, C., Knight, S., Butz, M., Crawford, I., and Stephenson, B. (1983). *High School and Beyond Transcripts Survey (1982): Data File User's Manual* (NCES 84-205). U.S. Department of Education, National Center for Education Statistics. Washington, DC: U.S. Government Printing Office.
- Legum, S., Caldwell, N., Davis, B., Haynes, J., Hill, T., Litavec, S., Rizzo, L., Rust, K., and Vo, N. (1997). *The 1994 High School Transcript Study Technical Report* (NCES 97-262). U.S. Department of Education, National Center for Education Statistics. Washington, DC: U.S. Government Printing Office.
- Legum, S., Caldwell, N., Goksel, H., Haynes, J., Hynson, C., Rust, K., and Blecher, N. (1993a). *The 1990 High School Transcript Study Tabulations: Comparative Data on Credits Earned and Demographics for 1990, 1987, and 1982 High School Graduates* (NCES 93-423). U.S. Department of Education, National Center for Education Statistics. Washington, DC: U.S. Government Printing Office.
- Legum, S., Caldwell, N., Goksel, H., Haynes, J., Hynson, C., Rust, K., and Blecher, N. (1993b). *User's Manual: 1990 High School Transcript Study* (NCES 93-416). U.S. Department of Education, National Center for Education Statistics. Washington, DC: U.S. Government Printing Office.
- Ludwig, M.J., Olivetti, L., Sandberg, N., and Waite, B. (1982). *A Classification of Secondary School Courses*. Alexandria, VA: Evaluation Technologies, Inc.
- Morgan, R., Hunt, E., and Carpenter, J. (1991). *Classification of Instructional Programs* (NCES 91-396). U.S. Department of Education, National Center for Education Statistics. Washington, DC: U.S. Government Printing Office.
- National Commission on Excellence in Education. (1983). *A Nation at Risk: The Imperative for Educational Reform*. Washington, DC: U.S. Government Printing Office.
- Nord, C., Roey, S., Perkins, R., Lyons, M., Lemanski, N., Brown, J., and Schuknecht, J. (2011). *The Nation's Report Card: America's High School Graduates* (NCES 2011-462). U.S. Department of Education, National Center for Education Statistics. Washington, DC: U.S. Government Printing Office.

- Perkins, R., Kleiner, B., Roey, S., and Brown, J. (2004). *The High School Transcript Study: A Decade of Change in Curricula and Achievement, 1990–2000* (NCES 2004–455). U.S. Department of Education, National Center for Education Statistics. Washington, DC: U.S. Government Printing Office.
- Roey, S., Caldwell, N., Rust, K., Blumstein, E., Krenzke, T., Legum, S., Kuhn, J., Waksberg, M., and Haynes, J. (2001). *The 1998 High School Transcript Study User's Guide and Technical Report* (NCES 2001–477). U.S. Department of Education, National Center for Education Statistics. Washington, DC: U.S. Government Printing Office.
- Roey, S., Caldwell, N., Rust, K., Hicks, L., Lee, J., Perkins, R., Blumstein, E., and Brown, J. (2005). *The 2000 High School Transcript Study User's Guide and Technical Report* (NCES 2005–483). U.S. Department of Education. Washington, DC: National Center for Education Statistics.
- Roey, S., Perkins, R., Caldwell, N., Rust, K., and Brown, J. (2007). *The 2000 High School Transcript Study Tabulations: Comparative Data on Credits Earned and Demographics for 2000, 1998, 1994, 1990, 1987, and 1982 High School Graduates* (NCES 2007–463). U.S. Department of Education. Washington, DC: National Center for Education Statistics.
- Shettle, C., Roey, S., Mordica, J., Perkins, R., Nord, C., Teodorovic, J., Brown, J., Lyons, M., Averett, C., and Kastberg, D. (2007). *America's High School Graduates: Results from the 2005 NAEP High School Transcript Study* (NCES 2007–467). U.S. Department of Education. Washington, DC: National Center for Education Statistics.
- Thorne, J., Burke, J., Rust, K., Marshall, R., Caldwell, N., Sickles, D., and Ha, P. (1988). *High School Transcript Analysis: The 1987 Graduates*. U.S. Department of Education. Washington, DC: National Center for Education Statistics.
- Thorne, J., Burke, J., Rust, K., Marshall, R., Caldwell, N., Sickles, D., and Ha, P. (1989). *1987 High School Transcript Study Technical Report*. Rockville, MD: Westat.
- Thurgood, L., Walter, E., Carter, G., Henn, S., Huang, G., Nooter, D., Smith, W., Cash, R.W., and Salvucci, S. (2003). *NCES Handbook of Survey Methods* (NCES 2003–603). U.S. Department of Education, National Center for Education Statistics. Washington, DC: U.S. Government Printing Office.

Appendix A

2009 High School Transcript Study  
Disclosure Notice



*This page intentionally blank.*

## 2009 HIGH SCHOOL TRANSCRIPT STUDY

"A copy of this student's transcript\_\_\_\_\_ will be \_\_\_\_\_ has been provided to WESTAT, agent for the U.S. Department of Education, National Center for Education Statistics (NCES). The granting of Education Department authority for collection of the transcript data has been made pursuant to the provisions of the Family Education Rights and Privacy Act (FERPA) (20 U.S.C. 1232g) as implemented by 34 CFR 99.31(a)(3)(ii) and 99.35, summarized on the back of this notice. This disclosure statement fulfills the requirements of provision 34 CFR 99.32 of FERPA.

The High School Transcript Study (HSTS), sponsored by NCES, is being conducted to collect information on current course offerings and course taking in the nation's secondary schools. This student has been selected to participate in HSTS, and data from these records will be combined with other into statistical summaries and tables. No individually identifiable information will be released in any form."

*This page intentionally blank.*

**Appendix B**

**2009 High School Transcript Study**  
**School Information Form (SIF)**

*This page intentionally left blank.*

# Part 1

## 2009 HSTS

### School Information Form (SIF)

According to the Paperwork Reduction Act of 1995, no persons are required to respond to a collection of information unless such collection displays a valid OMB control number. The valid OMB control number for this information collection is **1850-0790**. The time required to complete this information collection is estimated to average 30 minutes per response, including the time to review instructions, search existing data resources, gather the data needed, and complete and review the information collection. **If you have any comments concerning the accuracy of the time estimate(s) or suggestions for improving this form, please write to:** U.S. Department of Education, Washington, D.C. 20202-4651. **If you have comments or concerns regarding the status of your individual submission of this form, write directly to:** NAEP/NCES, U.S. Department of Education, 1990 K Street N.W. Washington D.C. 2006-5651.

This report is authorized by law (P.L. 107-110, 20 U.S.C. §9010). While your participation is voluntary, your cooperation is needed to make the results of the survey comprehensive, accurate, and timely. The information you provide is being collected for research purposes only and will be kept strictly confidential. OMB No. 1850-0790. Approval Expires 5/31/2010.

## Instructions for Supervisors

1. The School Information Form (SIF) is in two parts. Part 1 is to be filled out over the telephone with the High School Transcript Study (HSTS) school coordinator. You will begin by calling the HSTS school coordinator listed in the School Control System (SCS), telling him/her about HSTS, and then confirming he/she is the best person to be the HSTS school coordinator at the school.
2. Part 1 of the SIF is scripted, but you may deviate from the script to address specific aspects of the study, answer questions in detail, etc.
3. As mentioned in #1, you will confirm the HSTS school coordinator is the person at the school who is very knowledgeable about the content of the course catalog, the transcript layout, and details about classes offered at the school. Often, this person is the registrar. Once you have confirmed the correct HSTS school coordinator, you should let him/her know that you will be at the school and would like to spend some time with him/her obtaining detailed information on the school's courses. Tell him/her that you will send a SIF so that he/she will know what types of questions to expect when you visit and to encourage the person to begin filling out the form prior to your visit. They will be receiving only Part 2 of the SIF. On Part 2 of the SIF there are some "field use only" questions that will be answered during the visit.
4. In the advance letter sent in October, the school was asked to send its 2008-09 course catalog and the three prior years' catalogs to Westat. Check the SCS prior to your call and prior to your visit to see which catalogs have been received.

For any catalogs not received **before your call**, you will ask the HSTS school coordinator to send copies of those catalogs or course listings to Westat before your visit to the school.

For any catalogs not received by Westat **before your visit date**, you will need to pick them up on your visit.

5. You will visit the school on the agreed-upon date and you will meet with the HSTS school coordinator to complete information on the SIF (such as whether the HSTS school coordinator works in the summer, etc.), insert disclosure notices, and obtain a sample transcript.
6. If necessary, after meeting with the HSTS school coordinator, you will meet with the registrar or other person knowledgeable about the school's courses. You will spend some time reviewing and/or completing Part 2 of the SIF.

## Part 1 of the 2009 HSTS School Information Form (SIF)

Territory: \_\_\_\_\_ Region: \_\_\_\_\_ Area: \_\_\_\_\_  
NAEP School ID: \_\_\_\_\_ NAEP Supervisor: \_\_\_\_\_ NAEP AC: \_\_\_\_\_

Mark (☒) materials received at Westat prior to supervisor's call:

☐ 2008-09 Catalog    ☐ 2007-08 Catalog    ☐ 2006-07 Catalog    ☐ 2005-06 Catalog

School Name: \_\_\_\_\_ School Telephone: \_\_\_\_\_  
City, State: \_\_\_\_\_ Fax: \_\_\_\_\_  
Principal: \_\_\_\_\_ E-mail: \_\_\_\_\_  
HSTS School Coordinator (SC): \_\_\_\_\_ Website: \_\_\_\_\_  
HSTS SC Telephone Number: \_\_\_\_\_ Preassessment Visit Date: \_\_\_\_\_  
NAEP Status: \_\_\_\_\_ Assessment Date: \_\_\_\_\_

Hello, this is [FIRST NAME, LAST NAME] from the National Assessment of Educational Progress or NAEP. I'm calling to tell you about another aspect of NAEP. It is the High School Transcript Study or HSTS. The HSTS is being conducted to provide educational policymakers with information regarding current course offerings and course-taking patterns in secondary schools. This study will also permit researchers to examine the relationship between course-taking patterns and educational achievements. We would like to designate a HSTS school coordinator for this portion of NAEP; it is usually the school registrar, or someone who is knowledgeable about the courses offered at your school.

1. Would you be the contact person or the school coordinator for HSTS?

☐ Yes [Go To Q2]                      ☐ No

**If No:** Who will be the HSTS contact at the school? What is this person's position at the school? And what is his/her telephone number and email address?

Name: \_\_\_\_\_ Position: \_\_\_\_\_  
Telephone number: \_\_\_\_\_ E-Mail: \_\_\_\_\_

Thank you so much for your help. **[END CALL]**

**PLACE CALL TO PERSON IDENTIFIED IN Q1 AND REFERENCE CALL WITH  
NAEP SCHOOL COORDINATOR.**

2. I'd like to explain a little bit about the HSTS to you. Do you have about 10 minutes to talk right now?

☐ Yes [Go to Q3]                      ☐ No

**If No:** When is the best day and time for me to reach you to discuss this study? Again, I just need about 10 minutes.

Date: \_\_\_\_\_ Time: \_\_\_\_\_

Thank you so much. I will talk to you soon. **[END CALL]**



3. There are two phases to the High School Transcript Study. During phase 1, in January–March, I would like to visit your school to collect information about your school, course catalogs, and a sample transcript that reflects the 2009 graduating class. For phase 2, in the summer, I or another HSTS representative will return to the school to obtain transcripts of those students who were selected for the math or science portion of NAEP. Absolutely no student time is involved in the study and confidentiality of the materials we collect will be strictly maintained. You will be reimbursed for all transcripts. **Materials received at Westat are listed on page 1.**

**[IF ALL CATALOGS RECEIVED AT WESTAT, SKIP TO Q7]**

**[IF 2008-09 CATALOG WAS NOT RECEIVED BY WESTAT, CONTINUE WITH Q3A]**

**[IF 2008-09 CATALOG WAS RECEIVED, BUT OTHER CATALOGS WERE NOT RECEIVED BY WESTAT, SKIP TO Q6]**

- 3a. At this time I'd like to talk about the 2008-09 catalog or course listing for your school. Ideally, the catalog should contain all courses offered at the school including honors, vocational, remedial, special education, and off-campus courses. We prefer to obtain a school-level catalog with course names and content descriptions, if such a catalog is available. Is a copy of the 2008-09 school-level catalog available?

☐ Yes [Go to Q4]    ☐ No    ☐ A 2008-09 catalog will not be produced [Go to Q3c]

- 3b. **If No:** When will the catalog be available? Date: \_\_\_\_\_ [Go to Q4]

- 3c. **[IF A 2008–09 CATALOG WILL NOT BE PRODUCED: READ LIST BELOW ONE ITEM AT A TIME. ONCE AN ITEM HAS BEEN MARKED, STOP READING LIST. ]**

Do you have any other type of catalog or course list? Such as  
(Mark ☒ one):

- ☐ district-level catalogs that provide course names and content descriptions?  
☐ school course lists that include general descriptions of course offerings?  
☐ school course lists without content descriptions?  
☐ district-level course lists?  
☐ NO OTHER CATALOGS OR LISTS ARE AVAILABLE [Go to Q6]

4. Is there any other documentation that contains course descriptions for the students that are not included in the catalogs or course listings? (For example, classes taken off campus, special education classes or additional program offerings.)

☐ Yes                                      ☐ No

5. What format type is the 2008-09 catalog in and any other documentation or materials that would be useful in interpreting the transcripts such as codes or abbreviations?

Please check (☒) all of the format types that apply.

- ☐ Hardcopy [Go to Q6]  
☐ On a website (Record website address: \_\_\_\_\_) [Go to Q6]  
☐ Electronic version

- 5a. Would it be possible for you to e-mail the electronic version to Westat? Westat's e-mail address is naephsts@westat.com.

**Materials received at Westat are listed on page 1.**

6. **[IF NO PRIOR YEARS' CATALOGS HAVE BEEN RECEIVED BY WESTAT]:** Do you have copies of the catalogs for **[specify years needed]:** (2007-08, 2006-07 and 2005-06) and/or course listings?

- ☐ Yes ☐ No [Go to Q7] ☐ I don't know [Go to Q7]

- 6a. If I send you a pre-addressed envelope, would you be able to mail these catalogs to Westat?

- ☐ Yes ☐ No [Go to Q7]

- 6b. Please give me your mailing address: \_\_\_\_\_  
\_\_\_\_\_  
\_\_\_\_\_

7. As I mentioned earlier, when I visit your school, I would also like to obtain a sample transcript of a regular diploma reflecting the 2009 graduating class. Before leaving the building, I will remove identifying information from the transcript. Will I be able to obtain such a transcript when I visit?

- ☐ Yes [Go to Q8] ☐ No

**[IF NO, PROBE FOR REASON WHY NOT. FOR EXAMPLE:**

- **IF 2008-09 TRANSCRIPT NOT YET AVAILABLE, ASK FOR A COPY OF A 2007-08 REGULAR DIPLOMA TRANSCRIPT.**
- **IF WE NEED TO COMPLETE A FORM, ASK FOR THE FORM.**
- **IF WE NEED TO TALK TO SOMEONE ELSE, GET THAT PERSON'S NAME, TELEPHONE NUMBER, AND E-MAIL.]**

**[DESCRIBE PROBLEM WITH OBTAINING A SAMPLE TRANSCRIPT:]**

---

---

---

---

8. In addition to collecting the course catalogs and/or course listings and a sample transcript, I will need to spend some time with someone at your school who is very knowledgeable about the details contained in the catalogs, the transcripts, and related school information. If you are not that person, can you tell me the best person to talk to about this information? I would like to give him/her a call in advance of my visit and send him/her some information so he/she knows what to expect when I visit.

Name: \_\_\_\_\_ Telephone Number: \_\_\_\_\_

☐ HSTS school coordinator is best person.

- 8a. During my initial visit, I would also like to insert disclosure notices as markers in these twelfth-grade student files. After graduation, we will return to obtain transcripts of the twelfth-grade students who were selected for NAEP mathematics or science. No student time is involved, confidentiality is strictly maintained, and you will be reimbursed for all of the transcripts copied.

Comments: \_\_\_\_\_  
\_\_\_\_\_  
\_\_\_\_\_  
\_\_\_\_\_

9. Our normal procedures for the transcript study, as specified by the Family Educational Rights and Privacy Act (FERPA), is to provide FERPA notices for each sampled student's file, but not to notify parents of their child's inclusion because no student time is involved and all transcript information is collected anonymously. Is there any reason that we should use different procedures in your school?

☐ Yes

☐ No

**[PARENT INFORMATION AND CONSENT LETTERS ARE AVAILABLE IF THE SCHOOL INSISTS ON HAVING PARENTS LETTERS.]**

Comments: \_\_\_\_\_  
\_\_\_\_\_  
\_\_\_\_\_  
\_\_\_\_\_

10. I plan to be at your school on [assessment date]. Will you [or person named in Q8] be available to meet with me on that day?

☐ Yes [Go to Q11]

☐ No

**If No:** What date would work for you? \_\_\_\_\_  
**[SHOULD BE AFTER THE ASSESSMENT, BUT BEFORE MARCH 6, 2009.]**

And what time should I arrive? \_\_\_\_\_

11. As part of the HSTS this year, we are collecting information about what textbooks are being used in high school mathematics and science courses. I will mail these forms to you in advance of my visit and will ask you or someone else, such as the chairpersons for the mathematics and science departments to fill them out and give them to me when I visit your school.

Thank you so much for speaking with me today. I will be sending you **[read list of applicable items to send]**:

- a summary of the High School Transcript Study,
- the Mathematics and Science Textbook Forms,
- an envelope for you to send Westat your catalogs or other course documentation, and
- a list of questions that I will need to review with you during our visit.

**[If necessary.]** I will also be calling [person named in Q8] to let him/her know what kinds of questions to expect from me when I visit your school. Goodbye.

**[END CALL]**



School \_\_\_\_\_ State \_\_\_\_\_ ID# \_\_\_\_\_  
Please return this form to: \_\_\_\_\_ by \_\_\_\_\_ or fax to: 888-752-6162

## Mathematics Textbook Form

Please list the textbooks used for all mathematics courses in your school and explain how the textbooks are used. If you have an existing list of textbooks, you may send it to us. Please add any information below that is not already included on your list. **Bold fields are critical items.**

Title of Course: \_\_\_\_\_

Level: ☐ Remedial ☐ Regular ☐ Honors/AP/IB ☐ All

**ISBN:** \_\_\_\_\_

Textbook Full Title: \_\_\_\_\_

Author(s)/Editor(s) \_\_\_\_\_

Edition: \_\_\_\_\_ Publisher: \_\_\_\_\_ Copyright: \_\_\_\_\_

**Chapters covered in course:** All ☐ Chapters Covered: \_\_\_\_\_

**Use of Textbook:** ☐ Major ☐ Supplementary

Title of Course: \_\_\_\_\_

Level: ☐ Remedial ☐ Regular ☐ Honors/AP/IB ☐ All

**ISBN:** \_\_\_\_\_

Textbook Full Title: \_\_\_\_\_

Author(s)/Editor(s) \_\_\_\_\_

Edition: \_\_\_\_\_ Publisher: \_\_\_\_\_ Copyright: \_\_\_\_\_

**Chapters covered in course:** All ☐ Chapters Covered: \_\_\_\_\_

**Use of Textbook:** ☐ Major ☐ Supplementary

Title of Course: \_\_\_\_\_

Level: ☐ Remedial ☐ Regular ☐ Honors/AP/IB ☐ All

**ISBN:** \_\_\_\_\_

Textbook Full Title: \_\_\_\_\_

Author(s)/Editor(s) \_\_\_\_\_

Edition: \_\_\_\_\_ Publisher: \_\_\_\_\_ Copyright: \_\_\_\_\_

**Chapters covered in course:** All ☐ Chapters Covered: \_\_\_\_\_

**Use of Textbook:** ☐ Major ☐ Supplementary

## Mathematics Textbook Form (continued)

Title of Course: \_\_\_\_\_

Level: ☐ Remedial ☐ Regular ☐ Honors/AP/IB ☐ All

ISBN: \_\_\_\_\_

Textbook Full Title: \_\_\_\_\_

Author(s)/Editor(s) \_\_\_\_\_

Edition: \_\_\_\_\_ Publisher: \_\_\_\_\_ Copyright: \_\_\_\_\_

**Chapters covered in course:** All ☐ Chapters Covered: \_\_\_\_\_

**Use of Textbook:** ☐ Major ☐ Supplementary

Title of Course: \_\_\_\_\_

Level: ☐ Remedial ☐ Regular ☐ Honors/AP/IB ☐ All

ISBN: \_\_\_\_\_

Textbook Full Title: \_\_\_\_\_

Author(s)/Editor(s) \_\_\_\_\_

Edition: \_\_\_\_\_ Publisher: \_\_\_\_\_ Copyright: \_\_\_\_\_

**Chapters covered in course:** All ☐ Chapters Covered: \_\_\_\_\_

**Use of Textbook:** ☐ Major ☐ Supplementary

Title of Course: \_\_\_\_\_

Level: ☐ Remedial ☐ Regular ☐ Honors/AP/IB ☐ All

ISBN: \_\_\_\_\_

Textbook Full Title: \_\_\_\_\_

Author(s)/Editor(s) \_\_\_\_\_

Edition: \_\_\_\_\_ Publisher: \_\_\_\_\_ Copyright: \_\_\_\_\_

**Chapters covered in course:** All ☐ Chapters Covered: \_\_\_\_\_

**Use of Textbook:** ☐ Major ☐ Supplementary

School \_\_\_\_\_ State \_\_\_\_\_ ID# \_\_\_\_\_  
Please return this form to: \_\_\_\_\_ by \_\_\_\_\_ or fax to: 888-752-6162

## Science Textbook Form

Please list the textbooks used for all science courses in your school and explain how the textbooks are used. If you have an existing list of textbooks, you may send it to us. Please add any information below that is not already included on your list. . **Bold fields are critical items**

Title of Course: \_\_\_\_\_

Level: ☐ Remedial ☐ Regular ☐ Honors/AP/IB ☐ All

**ISBN:** \_\_\_\_\_

Textbook Full Title: \_\_\_\_\_

Author(s)/Editor(s) \_\_\_\_\_

Edition: \_\_\_\_\_ Publisher: \_\_\_\_\_ Copyright: \_\_\_\_\_

**Chapters covered in course:** All ☐ Chapters Covered: \_\_\_\_\_

**Use of Textbook:** ☐ Major ☐ Supplementary

Title of Course: \_\_\_\_\_

Level: ☐ Remedial ☐ Regular ☐ Honors/AP/IB ☐ All

**ISBN:** \_\_\_\_\_

Textbook Full Title: \_\_\_\_\_

Author(s)/Editor(s) \_\_\_\_\_

Edition: \_\_\_\_\_ Publisher: \_\_\_\_\_ Copyright: \_\_\_\_\_

**Chapters covered in course:** All ☐ Chapters Covered: \_\_\_\_\_

**Use of Textbook:** ☐ Major ☐ Supplementary

Title of Course: \_\_\_\_\_

Level: ☐ Remedial ☐ Regular ☐ Honors/AP/IB ☐ All

**ISBN:** \_\_\_\_\_

Textbook Full Title: \_\_\_\_\_

Author(s)/Editor(s) \_\_\_\_\_

Edition: \_\_\_\_\_ Publisher: \_\_\_\_\_ Copyright: \_\_\_\_\_

**Chapters covered in course:** All ☐ Chapters Covered: \_\_\_\_\_

**Use of Textbook:** ☐ Major ☐ Supplementary



## Science Textbook Form (continued)

Title of Course: \_\_\_\_\_

Level: ☐ Remedial ☐ Regular ☐ Honors/AP/IB ☐ All

ISBN: \_\_\_\_\_

Textbook Full Title: \_\_\_\_\_

Author(s)/Editor(s) \_\_\_\_\_

Edition: \_\_\_\_\_ Publisher: \_\_\_\_\_ Copyright: \_\_\_\_\_

**Chapters covered in course:** All ☐ Chapters Covered: \_\_\_\_\_

**Use of Textbook:** ☐ Major ☐ Supplementary

Title of Course: \_\_\_\_\_

Level: ☐ Remedial ☐ Regular ☐ Honors/AP/IB ☐ All

ISBN: \_\_\_\_\_

Textbook Full Title: \_\_\_\_\_

Author(s)/Editor(s) \_\_\_\_\_

Edition: \_\_\_\_\_ Publisher: \_\_\_\_\_ Copyright: \_\_\_\_\_

**Chapters covered in course:** All ☐ Chapters Covered: \_\_\_\_\_

**Use of Textbook:** ☐ Major ☐ Supplementary

Title of Course: \_\_\_\_\_

Level: ☐ Remedial ☐ Regular ☐ Honors/AP/IB ☐ All

ISBN: \_\_\_\_\_

Textbook Full Title: \_\_\_\_\_

Author(s)/Editor(s) \_\_\_\_\_

Edition: \_\_\_\_\_ Publisher: \_\_\_\_\_ Copyright: \_\_\_\_\_

**Chapters covered in course:** All ☐ Chapters Covered: \_\_\_\_\_

**Use of Textbook:** ☐ Major ☐ Supplementary

# Part 2

## 2009 HSTS

### School Information Form (SIF)

According to the Paperwork Reduction Act of 1995, no persons are required to respond to a collection of information unless such collection displays a valid OMB control number. The valid OMB control number for this information collection is **1850-0790**. The time required to complete this information collection is estimated to average 30 minutes per response, including the time to review instructions, search existing data resources, gather the data needed, and complete and review the information collection. **If you have any comments concerning the accuracy of the time estimate(s) or suggestions for improving this form, please write to:** U.S. Department of Education, Washington, D.C. 20202-4651. **If you have comments or concerns regarding the status of your individual submission of this form, write directly to:** NAEP/NCES, U.S. Department of Education, 1990 K Street N.W. Washington D.C. 2006-5651.

This report is authorized by law (P.L. 107-110, 20 U.S.C. §9010). While your participation is voluntary, your cooperation is needed to make the results of the survey comprehensive, accurate, and timely. The information you provide is being collected for research purposes only and will be kept strictly confidential. OMB No. 1850-0790. Approval Expires 5/31/2010.

## Part 2 of the 2009 HSTS School Information Form (SIF)

Territory: \_\_\_\_\_ Region: \_\_\_\_\_ Area: \_\_\_\_\_  
NAEP School ID: \_\_\_\_\_ NAEP Supervisor: \_\_\_\_\_ NAEP AC: \_\_\_\_\_

Mark (☒) materials received at Westat prior to supervisor's call:

☐ 2008-09 Catalog      ☐ 2007-08 Catalog      ☐ 2006-07 Catalog      ☐ 2005-06 Catalog

**Be sure to collect any outstanding course catalogs/listings during the visit**

School Name: \_\_\_\_\_ School Telephone: \_\_\_\_\_  
City, State: \_\_\_\_\_ Fax: \_\_\_\_\_  
Principal: \_\_\_\_\_ E-mail: \_\_\_\_\_  
HSTS School Coordinator (SC): \_\_\_\_\_ Website: \_\_\_\_\_  
HSTS SC Telephone Number: \_\_\_\_\_ Preassessment Visit Date: \_\_\_\_\_  
NAEP Status: \_\_\_\_\_ Assessment Date: \_\_\_\_\_

### A. Detailed Information on Course Catalogs

1. Does this school include 9<sup>th</sup>-12<sup>th</sup> grades?

☐ Yes

☐ No

2. Do the course catalogs and/or course listings contain information about the 9<sup>th</sup>-12<sup>th</sup> grades?

☐ Yes [Go to Q3]

☐ No

**If No:** How can I obtain copies of catalogs and/or course listings with information about the courses from grades not covered in the school catalog?

---

---

---

---

3. Are there courses that appear on the transcripts that are not in the catalogs and/or course listings from grades 9 – 12?

☐ Yes

☐ No [Go to Q4]

**[If Yes:** Obtain any additional documentation covering the omitted information.]

4. Have there been substantial changes in your course offerings between 2005-2006 and the 2008-2009 school years?

☐ Yes

☐ No

5. Do the catalogs include the following course offerings?

5a. Vocational courses [for example, Auto Mechanics, Drafting, Metalwork, Woodworking, etc.]

☐ Yes

☐ No

**If Yes:** How are vocational courses indicated in the catalog(s) and on the transcript?

---

---

5b. Remedial courses [for example, Functional English, Basic Mathematics, General Science, middle-school level social studies courses, etc.]

☐ Yes

☐ No

**If Yes:** How are remedial courses indicated in the catalog(s) and on the transcript?

---

---

5c. Honors courses [for example, AP Calculus AB, IB Biology 2, Honors English, etc.]

☐ Yes

☐ No

**If Yes:** How are honors courses indicated in the catalog(s) and on the transcript?

---

---

5d. Dual credit or College credit only courses [for example, a Western Civilization class taught at the school by a local college professor, a Differential Equations class taken by students at a local college, etc.]

☐ Yes

☐ No

**If Yes:** How are they indicated in the catalog(s) and on the transcript?

---

---

5e. Special Education courses [for example, Resource and Self-contained]

☐ Yes

☐ No

**If Yes:** Are different levels of special education courses indicated in the catalog(s) and how are they indicated on the transcript?

---

---

- 5f. Off-campus courses [for example, courses taught at a vocational or special education center, video conferencing, web-based courses, etc.]

☐ Yes

☐ No

**If Yes:** How are off-campus courses indicated in the catalog(s) and on the transcript?

---

---

- 5g. ESL or bilingual courses [for example, courses taught in a language other than English]

☐ Yes

☐ No

**If Yes:** How are ESL or bilingual courses indicated in the catalog(s) and on the transcript? \_\_\_\_\_

---

- 5h. Courses offered through distance learning [for example, courses in which the teacher and student are in different locations, with the instructional content delivered via audio, video, Internet, or other computer technologies]

☐ Yes

☐ No

**If Yes:** How are distance learning courses indicated in the catalog(s) and on the transcript? \_\_\_\_\_

---

---

## B. Other School Information

In responding to the questions in this section, think about the graduating Class of 2009 only.

1. How many credits does a student earn for a year-long course; that is, a course taken for a single period over the 2008-09 school year, or its block equivalent?

2008-2009 # of credits: \_\_\_\_\_

- 1a. Has this changed during the last four school years? (circle one)

☐ Yes

☐ No [Go to Q2]

- 1b. **If Yes:** How many credits are earned for a year-long course or its block equivalent for the following years?

2007-2008 # of credits: \_\_\_\_\_

2006-2007 # of credits: \_\_\_\_\_

2005-2006 # of credits: \_\_\_\_\_

2. Are credits for honors/AP classes defined the same as in Q1?

☐ Yes

☐ No

**If No:** Describe any differences: \_\_\_\_\_  
\_\_\_\_\_

3. Are credits for special education classes defined the same as in Q1?

☐ Yes

☐ No

**If No:** Describe any differences: \_\_\_\_\_  
\_\_\_\_\_

4. Are credits for ESL classes defined the same as in Q1?

☐ Yes

☐ No

**If No:** Describe any differences: \_\_\_\_\_  
\_\_\_\_\_

5. How many hours of instruction does a student receive for a year-long course or its block equivalent? (Please report using whole numbers.)

# hours of instruction: \_\_\_\_\_

6. Please fill in the grid with the number of class periods per day for grades 9-12:

Number of class periods per day	Grade Level			
	9th Grade	10th Grade	11th Grade	12th Grade
Minimum				
Typical				
Maximum				

7. What type of diplomas does this school offer?

Mark (☑) all that apply.

- ☐ Standard
- ☐ Honors
- ☐ Vocational
- ☐ Special Education
- ☐ Certificate of Attendance
- ☐ Certificate of Completion
- ☐ International Baccalaureate
- ☐ Regents (NY State only)
- ☐ Other (specify): \_\_\_\_\_

8. What are the **total** graduation requirements for a Standard diploma?

**Total credits** required for graduation with a Standard diploma: \_\_\_\_\_ (credits).

9. What are the graduation requirements for a Standard diploma in the following subject areas?

[Write NA on the credit line if the school does not offer the program.]

9a. English/Language Arts \_\_\_\_\_ (credits required for graduation)

9b. Mathematics \_\_\_\_\_ (credits required for graduation)

9c. Computer Science \_\_\_\_\_ (credits required for graduation)

9d. Social Studies/History \_\_\_\_\_ (credits required for graduation)

9e. Science \_\_\_\_\_ (credits required for graduation)

9f. Foreign Language \_\_\_\_\_ (credits required for graduation)

9g. Physical Education/Health \_\_\_\_\_ (credits required for graduation)

9h. Other (specify \_\_\_\_\_) \_\_\_\_\_ (credits required for graduation)

9i. Other (specify \_\_\_\_\_) \_\_\_\_\_ (credits required for graduation)

9j. Other (specify \_\_\_\_\_) \_\_\_\_\_ (credits required for graduation)

**[NOTE: The sum of Q9a through Q9j should equal the total given in Q8.]**

10. Does the school exceed state or district requirements for the Standard diploma?

☐ Yes

☐ No

**If Yes:** Please specify: \_\_\_\_\_  
\_\_\_\_\_

11. Do credits earned prior to ninth grade count toward graduation?

☐ Yes

☐ No

**If Yes:** Please specify: \_\_\_\_\_

12. Are there any courses or activities required for graduation that do not receive credits?

☐ Yes

☐ No

**If Yes:** Please specify: \_\_\_\_\_  
\_\_\_\_\_



13. Do these graduation requirements cover courses taken in grades 9 through 12?

☐ Yes

☐ No

Additional comments: \_\_\_\_\_  
\_\_\_\_\_

14. Are there grade point average (GPA) requirements for graduation?

☐ Yes

☐ No

**If Yes:** Please explain: \_\_\_\_\_  
\_\_\_\_\_

15. Are there state or district competency tests or performance assessments that are required for graduation with a Standard diploma?

☐ Yes

☐ No [Go to Q16]

15a. **If Yes:** In what content areas (e.g., Reading, Citizenship, Functional Math):

\_\_\_\_\_  
\_\_\_\_\_

15b. If a student does not pass the test what is his/her graduation status?

\_\_\_\_\_

16. Does this school offer any special programs?

☐ Yes

☐ No

16a. What types of special programs are offered?

Mark (☒) all that apply:

☐ International Baccalaureate

☐ Performing Arts

☐ Science/Technology

☐ Continuing Education

☐ Other (specify) \_\_\_\_\_

17. Does your school use a computerized student information system?

☐ Yes

☐ No [Go to Q18]

**If Yes:**

Products used: \_\_\_\_\_

Product Name: \_\_\_\_\_

Publisher or Developer (if developed in your state, district or school, so indicate): \_\_\_\_\_

17a. Does your system

Mark (☒) all that apply.

☐ Produce electronic transcripts?

☐ Track attendance?

☐ Record standardized test scores (ACT/SAT/AP)?

☐ Record graduation dates?

☐ Record diploma types?

18. Who would be the best person to contact if the HSTS staff have questions about credits, graduation requirements, special programs, or technology resources?

☐ School Coordinator

☐ Principal

☐ Registrar

☐ Other

Name: \_\_\_\_\_ Title: \_\_\_\_\_

Phone number: \_\_\_\_\_ E-mail: \_\_\_\_\_

**C. Reviewing the Transcript: Please complete this section.**

The HSTS staff member will go over this section with you when they come to pick up the transcripts.

1. What type of grading system is used (e.g., A, B, C or A+, A, A-, B+, etc.) at your school?

Mark (☒) one:

☐ A, B, C, etc.

☐ A+, A, A-, B+, etc.

☐ Pass/Fail

☐ Satisfactory/Unsatisfactory

☐ Other (please specify) \_\_\_\_\_

2. What is the lowest possible grade to pass?

3. What do the letter grades or other marks stand for numerically (example, A=90, B= 80-89, etc.)?

Letter Grade or Alternate Symbol		Range (or description, if range not possible)
A+		
A		
A-		
B+		
B		
B-		
C+		
C		
C-		
D+		
D		
D-		
F		
Pass		
Fail		
Satisfactory		
Unsatisfactory		

4. Is the grading system the same for all students (including special education, honors, etc.)?

☐ Yes

☐ No

**If No:** Please explain: \_\_\_\_\_  
\_\_\_\_\_

5. Do the course ID numbers in the catalog match the course ID numbers on the transcript?

☐ Yes

☐ No [Go to Q5c]

- 5a. **If Yes:** Do the ID numbers on the transcripts contain numbers or letters that have a specific meaning such as honors, remedial, special education, etc.?

☐ Yes

☐ No [Go to Q6]

- 5b. **If Yes:** Please provide an explanation of these numbers or letters

\_\_\_\_\_

- 5c. Is there any source where we can obtain an explanation for the differences in the catalog and course ID numbers?

Please specify the source: \_\_\_\_\_

6. Do the course titles in the catalog match the titles on the transcripts?

☐ Yes [Go to Q7]

☐ No

- 6a. Is there any source we can obtain for an explanation of the differences?

☐ Yes

☐ No [Go to Q6c]

- 6b. May we have a copy of that source?

☐ Yes [Go to Q7]

☐ No

- 6c. Could you provide us with an explanation for the differences between the catalog titles and course transcript titles?

\_\_\_\_\_  
\_\_\_\_\_

7. How are transfer courses identified on the transcripts?

Mark (☒) all that apply.

- ☐ By school name
- ☐ By state name
- ☐ By ID
- ☐ By special code or symbol
- ☐ Other please specify:

---

---

8. Are there abbreviations or symbols on the transcripts that are not self-evident?

☐ Yes

☐ No

8a. **If Yes:** Please indicate and explain the symbols on transcript or provide us with documentation that explains the symbols.

---

---

---

---

Mark (☒) one

- ☐ Explained abbreviations/symbols or have appropriate documentation
- ☐ Explanation not known

**THANK YOU FOR YOUR TIME**

**[Field use only]**

9. Are you available at the school in June, July, or August?

☐ Yes (month available):\_\_\_\_\_ ☐ No

**If No:** Who can we contact over the summer?

Name: \_\_\_\_\_ Title: \_\_\_\_\_

Telephone number: \_\_\_\_\_ E-mail: \_\_\_\_\_

10. When will the final transcripts for the class of 2009 students be available?

Date: \_\_\_\_\_

11. When will be a convenient time to return to the school to pick up copies of the transcripts?

Date: \_\_\_\_\_ Hours: \_\_\_\_\_

## Appendix C

### 2009 High School Transcript Study Transcript Request Form

*This page intentionally left blank.*

**NAEP 2009 HIGH SCHOOL TRANSCRIPT STUDY  
TRANSCRIPT REQUEST FORM (TRF)**

AFAKE HIGH SCHOOL

School ID: 1234567

Territory: 41

Region: HS-20

Session: RS1201

Page 1

SUBJ / ADMIN LINE	STUDENT NAME First, M. Last	BOOKLET ID	EXIT STATUS	TRANSCRIPT RECEIVED	COMPLETE IF MISSING					
					BIRTHDATE	SEX	RACE/ETH	NSLP	SD	ELL
MA / 1		100 000000 1			11 / 91	2	4	2	4	1
SC / 2		100 000000 2			06 / 91	2	1	1	4	2
MA / 3		100 000000 3			12 / 90	1	2	2	4	2
RD / 4	XXXXXXXXXXXXXXXXXXXXXXXXXX	100 000000 4	XXXXXX	XXXXXX	XXXXXXXX	X	X	X	X	X
RD / 5	XXXXXXXXXXXXXXXXXXXXXXXXXX	100 000000 5	XXXXXX	XXXXXX	XXXXXXXX	X	X	X	X	X
RD / 6	XXXXXXXXXXXXXXXXXXXXXXXXXX	100 000000 6	XXXXXX	XXXXXX	XXXXXXXX	X	X	X	X	X
SC / 7		100 000000 7			11 / 90	2	3	2	4	1
RD / 8	XXXXXXXXXXXXXXXXXXXXXXXXXX	100 000000 8	XXXXXX	XXXXXX	XXXXXXXX	X	X	X	X	X
MA / 9		100 000000 9			03 / 91	2	1	1	4	2
MA / 10		110 000000 1			04 / 91	1	2	1	4	2
RD / 11	XXXXXXXXXXXXXXXXXXXXXXXXXX	110 000000 2	XXXXXX	XXXXXX	XXXXXXXX	X	X	X	X	X
MA / 12		110 000000 3			07 / 90	1	1	1	4	2
RD / 13	XXXXXXXXXXXXXXXXXXXXXXXXXX	110 000000 4	XXXXXX	XXXXXX	XXXXXXXX	X	X	X	X	X
SC / 14		110 000000 5			08 / 91	1	2	3	4	2
RD / 15	XXXXXXXXXXXXXXXXXXXXXXXXXX	110 000000 6	XXXXXX	XXXXXX	XXXXXXXX	X	X	X	X	X
RD / 16	XXXXXXXXXXXXXXXXXXXXXXXXXX	110 000000 7	XXXXXX	XXXXXX	XXXXXXXX	X	X	X	X	X
MA / 17		110 000000 8			01 / 91	1	1	1	1	2



*This page intentionally left blank.*

## Appendix D

2009 High School Transcript Study  
Letter Requesting School Catalogs

*This page intentionally left blank.*



October 2008

Dear [HSTS SCHOOL COORDINATOR]:

As you know, Westat is under contract with the US Department of Education, National Center for Education Statistics (NCES) to conduct the 2009 High School Transcript Study (HSTS). The HSTS is one component of the National Assessment of Educational Progress (NAEP) in which your school is participating this year. The HSTS study provides valuable information on high school course offerings and student course-taking patterns.

In preparation for the first phase of the study, we are collecting the current year course catalog (2008 – 2009), as well as course catalogs from the three previous years (2007 – 2008, 2006 – 2007, and 2005 – 2006) from the high schools participating in the NAEP assessments. We would appreciate your sending us copies of your **course catalogs** in the enclosed pre-addressed, postage-paid FedEx envelope. Or, if you prefer, you could send us the catalogs by e-mail to [naephsts@westat.com](mailto:naephsts@westat.com) or provide us with a website address (by e-mail or fax at 888-752-6162) where we could locate the catalogs. If there is any cost for the catalogs, please include an invoice with the shipment and we will reimburse you.

We will be contacting you in January 2009 to provide additional information about the HSTS. At that point, we will make arrangements for the data collection phase of the study.

Enclosed is a brochure titled *NAEP in Your School—HSTS*. If you have any questions about our request for your course catalogs, please contact the NAEP Help Desk at 1-800-283-6237.

Sincerely,

Christine Nord  
HSTS Project Director

*This page intentionally left blank.*

## Appendix E

### 2009 High School Transcript Study Sample Introductory Letter to Principals

*This page intentionally left blank.*

## Sample Introductory Letter From NSC to Sampled High Schools

Fall 2008

Dear [NAEP SCHOOL PRINCIPAL]:

Your school has been selected for the 2009 High School Transcript Study (HSTS), which is conducted in conjunction with the 2009 National Assessment of Educational Progress (NAEP). The HSTS provides information about the courses high school graduates took during the 2009 high school year, how many credits they earned, the grades they received, as well as examining the relationship of these patterns to the achievement of those graduates participating in the twelfth-grade 2009 NAEP.

HSTS activities will be conducted in two phases. Phase 1 activities will be conducted between September and March 2009, and involves the following activities:

- Identification of a HSTS school coordinator. This person (usually the registrar) is the main contact for HSTS activities in your school. Please forward the name of that person to me by October 15, 2008.
- Collection of course catalogs. In October 2008, the HSTS school coordinator will be sent a mailing requesting the current year course catalog (2008 – 2009) and the three previous years' catalogs (2007 – 2008, 2006 – 2007, and 2005 – 2006). Prepaid and pre-addressed return mailers will be provided. Catalogs can also be provided by e-mail or fax.
- Meeting with HSTS school coordinator. In January 2009, the NAEP supervisor will call the HSTS school coordinator to schedule an in-person appointment during the assessment period. During the assessment period (usually on assessment day), the NAEP supervisor will meet with the HSTS school coordinator to complete a short questionnaire, collect any outstanding course catalogs, collect a sample transcript, and place Family Educational Rights and Privacy Act (FERPA) disclosure notices in the files of students selected to take the NAEP 2009 science or mathematics assessment.

Phase 2 will occur between May and October 2009, when a NAEP representative will return to the school to collect copies of the requested student transcripts.

HSTS involves **no** student or teacher time. The privacy of the information schools are asked to supply to NAEP and the HSTS will be protected by the removal of names and other identifying information, as required by FERPA. A copy of the relevant FERPA regulations will be provided to you prior to the collection of any transcripts. All personally identifiable information will be masked on the transcript copies before they are removed from the schools, and schools will be reimbursed their regular rate for providing the transcripts.

Enclosed is a brochure called *NAEP in Your School—HSTS* that provides more details about this component of NAEP. Your school's participation makes the results of this important study comprehensive, accurate, and timely. Please do not hesitate to contact me if you have any questions about the study, its schedule or procedures.

Sincerely,

NAEP State Coordinator

Enclosure: *NAEP in Your School—HSTS*



*This page intentionally left blank.*

## Appendix F

2009 High School Transcript Study  
*NAEP in Your School—HSTS* brochure

*This page intentionally left blank.*

# NAEP 2009 In Your School

## HIGH SCHOOL TRANSCRIPT STUDY

### What is the NAEP High School Transcript Study?

The NAEP High School Transcript Study (HSTS), sponsored by the National Center for Education Statistics (NCES), is a periodic survey of transcripts of high school graduates. The study is designed to provide information about the types of courses that graduates take during high school, how many credits they earn, and their grade point averages. In addition, this study provides an opportunity to examine the relationship between coursetaking patterns and educational achievement through the link to National Assessment of Educational Progress (NAEP) proficiency data.

Additional transcript studies were conducted by NCES with longitudinal studies (i.e., High School and Beyond and the National Education Longitudinal Study of 1988). The HSTS school sample includes public and nonpublic schools in the NAEP 2009 sample. As with the previous studies, no student or teacher time is involved.

### What is the Schedule of Activities for HSTS 2009?

#### Phase 1: September 2008 – March 2009

##### Preliminary Activities

- Schools will be notified of their selection for HSTS. Schools will identify an HSTS school coordinator.
- Course catalogs and/or course lists will be requested for the current school year (2008-2009) and for the preceding 3 years (2007-2008, 2006-2007, and 2005-2006).
- A NAEP representative will call each sampled school to discuss the details of the HSTS.

- A NAEP representative will go to sampled high schools on the NAEP assessment day and will place a disclosure notice in the sampled students' files to assist with identifying the student population for whom transcripts will be obtained. This notice will include the provisions from the Family Education Rights and Privacy Act (FERPA), which explain the disclosure safeguards that grant NAEP the authority to obtain transcript information.
- One sample transcript will be requested. Student identifying information will be masked.
- The NAEP representative will review all materials and will ask questions necessary to understand the transcripts and course catalogs.

#### Phase 2: June – October, 2009

##### Collection of Transcripts

- A NAEP representative will return to each sampled school to collect copies of transcripts for the sampled students.

### What Else Should You Know?

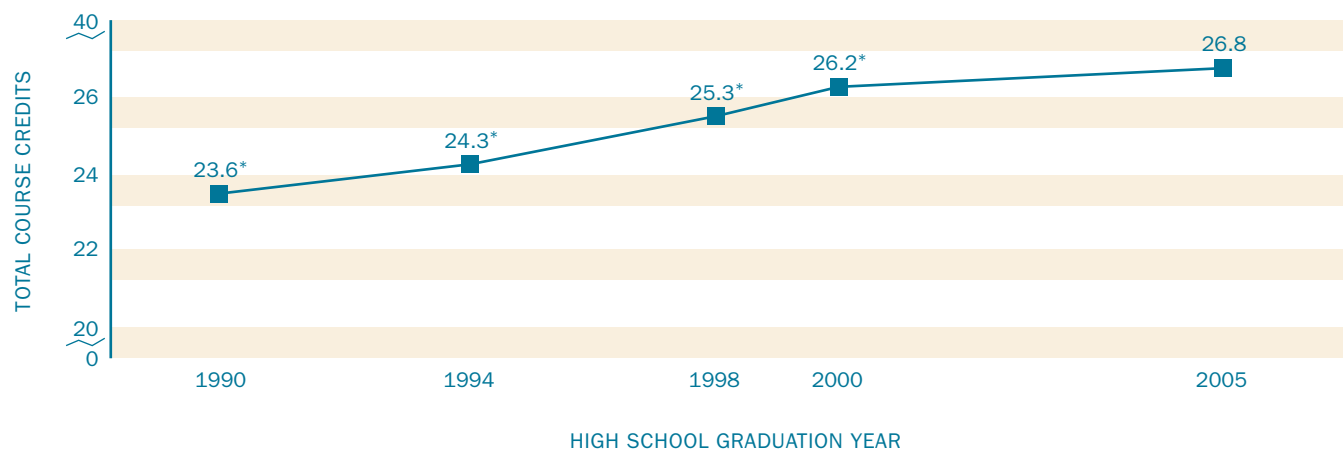
- **NO STUDENT OR TEACHER TIME IS INVOLVED** NAEP staff will work with school personnel to minimize as much of the burden as possible.
- **CONFIDENTIALITY** Students' names and all other identifying information will be removed or masked before removing copies of transcripts from the school.
- **NO COST TO SCHOOLS** NAEP will pay the school's usual charge for providing transcripts.
- **PARENTAL NOTIFICATION** Not required by NAEP or No Child Left Behind.

## What are the Results from the NAEP 2005 HSTS?

Here are some selected results from the 2005 HSTS report, entitled *America's High School Graduates: Results from the 2005 NAEP High School Transcript Study*.

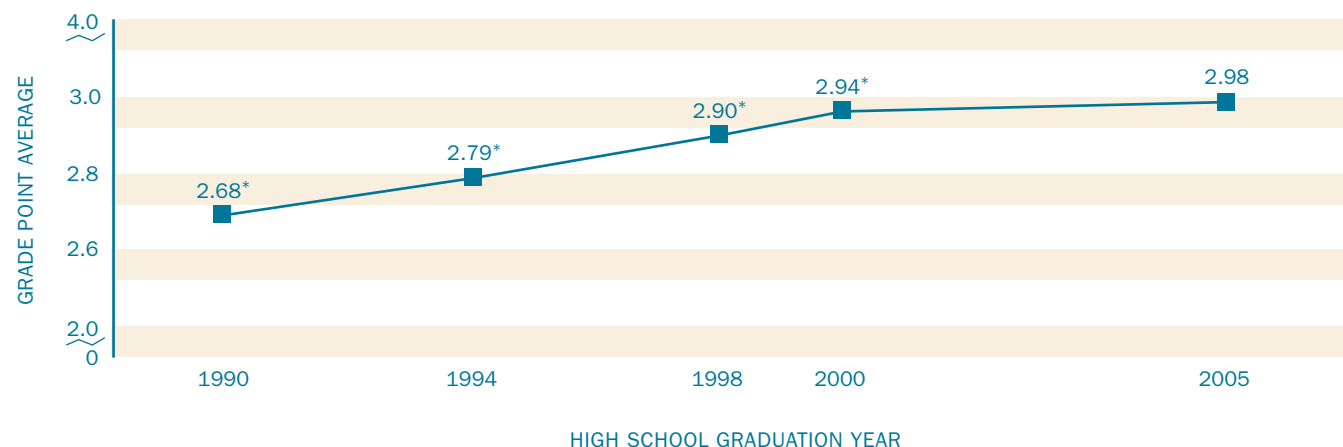
### Trend in Total Course Credits Earned

In 2005, graduates earned about three credits more than their 1990 counterparts, or about 360 additional hours of instruction during their high school careers.



### Trend in Grade Point Average, by Year

In 2005, the overall grade point average was approximately a third of a letter grade higher than in 1990.



\* Significantly different from 2005

SOURCE: U.S. Department of Education, Institute of Education Sciences, National Center for Education Statistics, High School Transcript Study (HSTS), Various Years, 1990-2005.

## Where Can I Find More Information?

More information about the NAEP high school transcript studies can be found by visiting the NAEP web site at <http://nces.ed.gov/nationsreportcard/hsts/>.

## Family Education Rights and Privacy Act (FERPA)

The granting of authority to the U.S. Department of Education for collection of the transcript data has been made pursuant to the provisions of the Family Education on Rights and Privacy Act (FERPA) (20 U.S.C. 1232g), as implemented by 34 CFR

99.31 (l) (a)(3)(ii) and 99.35. These laws and regulations permit an educational agency to disclose records to authorized representatives of the Secretary of Education without the prior consent of the survey participants in connection with the audit and evaluation of federal and state supported education programs. The privacy of the information schools are asked to supply to NAEP and the HSTS will be protected by the removal of names and other identifying information, as required by FERPA. A copy of the relevant FERPA regulations will be provided to you prior to the collection of any transcripts.

## Appendix G

### 2009 High School Transcript Study Transcript Format Checklist

*This page intentionally left blank.*



NAEP School ID: \_\_\_\_\_

Supervisor: \_\_\_\_\_

## TRANSCRIPT FORMAT CHECKLIST

Marked	Not Marked	Not on Transcript	
			1. Student's birth date
			2. Student's race/ethnicity
			3. Student's gender
			4. Student's SD and/or LEP status
			5. Student's graduation date
			6. Years attending this school
			7. Type of diploma awarded
			8. <b>When</b> a course was taken (year and semester)
			9. For a single course:
			a. course name
			b. number of credits awarded
			c. length of course (one year, semester, or other)
			d. grade received
			e. level of course (honors, remedial, SpEd, regular)
			f. transfer credit from another high school
			g. taught in another language (or ESL course)
			h. vocational courses
			i. location, if not taught at this school site
			j. if applicable, course specific numbers should be documented in the catalog or on some other type of documentation, which you will include when returning transcript to Westat
			10. Total number of credits received
			11. "Weighting" of course credits/grades (for honors or remedial levels)



*This page intentionally left blank.*

Appendix H

2009 High School Transcript Study  
Course Catalog Checklist

*This page intentionally left blank.*



NAEP School ID: \_\_\_\_\_

School Name: \_\_\_\_\_

Supervisor: \_\_\_\_\_

### Course Catalog Checklist

Check off all items that you have collected.

School Year	School level Catalog	District level Catalog	School Course List with Descriptions	School Course List without Descriptions	District Course List	Other course material (specify)
2005-2006						
2006-2007						
2007-2008						
2008-2009						

*This page intentionally left blank.*

## Appendix I

### 2009 High School Transcript Study Classification of Secondary School Courses Hierarchical Listing and Detailed Stub List

*This page intentionally left blank.*

## **2009 HIGH SCHOOL TRANSCRIPT STUDY CLASSIFICATION OF SECONDARY SCHOOL COURSES**

This appendix presents the subject field taxonomy that provides the structure for grouping the high school transcript courses. The lists that follow identify the Classification of Secondary School Courses (CSSC) codes in each subject field category. These categories are referred to as “stubs” because they were associated with row labels, or stubs, in previously published High School Transcript Study (HSTS) tabulations.

The subject field categories are organized according to the Secondary School Taxonomy (SST).<sup>1</sup> Two categories have been added to the second level of the SST: computer-related studies and special education. The computer-related studies category belongs to the Academic group. It has four subcategories: clerical and data entry, computer applications, computer science, and computer and network hardware/maintenance. All of the computer-related courses also appear in various math and vocational categories. They are counted only once, however, when calculating totals across multiple SST categories.

The special education category belongs to the Personal/Other Courses group and includes a large number of courses that are usually open only to students with Individualized Educational Programs (IEP). Some special education courses also appear in other subject field categories, mostly among the core academic courses (English, mathematics, science, and social studies). All special education courses are counted only once, however, when calculating totals across multiple SST categories.

The Academic group includes an additional number of subcategories for some of its categories. These subcategories do not change the definition of any of the existing categories or subcategories, but provide a means for summarizing the data at a level that has proved useful in previous transcript studies. For example, because they may be of special analytic interest, some Academic subjects include subcategories for remedial/below grade level courses and Advanced Placement/International Baccalaureate/Honors courses.

For the 2009 HSTS, 100 new CSSC codes were added. The new CSSC codes included a wide array of International Baccalaureate courses that appeared in previous HSTS school catalogs, as well as Advanced Placement courses in Chinese, Italian, and Japanese. Advanced speech and debate were broken

---

<sup>1</sup> Gifford, A.G., Hoachlander, E.G., and Tuma, J.E. (1989). *The Secondary School Taxonomy*. U.S. Department of Education, National Assessment of Vocational Education. Berkeley: MPR Associates, Inc.



out into separate CSSC codes. Other courses receiving new CSSC codes were advanced functions and modeling, biotechnology, Oracle programming, robotics, and wellness life skills.

Note that the categories are hierarchical in nature; that is, course codes that appear in a subcategory also appear in the appropriate higher-order category. For example, the CSSC code for calculus (270419) appears in the calculus subcategory and the mathematics category. The CSSC code for etymology (230412) appears in the survey English subcategory and the English category.

The hierarchical listing that follows indicates in outline form the categories and subcategories. The detailed stub list, which follows the hierarchical listing, is presented in the same order as the hierarchical listing. The detailed stub list is an exhaustive list of every code included in each category and each subcategory. It contains all valid CSSC codes, whether or not they appear in the current study. Previously used codes that have been dropped or reassigned have been included for the sake of completeness. This version of the SST can be applied to any study using the CSSC without the need for additional codes.

## HIERARCHICAL LISTING OF SUBJECT FIELD CATEGORIES

### ACADEMIC COURSES

#### **STUB0100 MATHEMATICS**

STUB0110	Basic Math
STUB0120	General Math
STUB0130	Applied Math
STUB0141	Pre-Algebra
STUB0142	Algebra 1
STUB0143	Algebra 2
STUB0150	Geometry
STUB0160	Calculus
STUB0161	AP/IB/Honors Calculus
STUB0170	Advanced Math - Other
STUB0171	Trigonometry
STUB0172	Analysis/Precalculus
STUB0173	Statistics/Probability

#### **STUB0200 SCIENCE**

STUB0210	Survey Science
STUB0220	Biology
STUB0221	AP/IB/Honors Biology
STUB0230	Chemistry
STUB0231	AP/IB/Honors Chemistry
STUB0240	Physics
STUB0241	AP/IB/Honors Physics
STUB0250	Engineering
STUB0260	Astronomy
STUB0270	Geology/Earth Science

#### **STUB0300 ENGLISH**

STUB0310	Survey English
STUB0320	Literature
STUB0330	Composition
STUB0340	Speech
STUB0350	AP/IB/Honors English
STUB0360	Remedial/Below Grade English

#### **STUB0400 SOCIAL STUDIES**

STUB0410	American History
STUB0411	AP/IB/Honors American History
STUB0420	World History
STUB0421	AP/IB/Honors Western Civilization/European History
STUB0430	American Government & Politics
STUB0440	Humanities Other
STUB0441	Non-Western History
STUB0442	Western History/Civilization

### ACADEMIC COURSES—CONTINUED

STUB0443	Economics
STUB0444	Geography
STUB0445	Sociology/Psychology
STUB0446	International Politics
STUB0447	Remedial/Below Grade Social Studies
STUB0450	AP/IB/Honors Social Studies

#### **STUB0500 FINE ARTS**

STUB0510	Fine Arts & Crafts
STUB0520	Music
STUB0530	Drama
STUB0540	Dance
STUB0550	Art/Music Appreciation/History

#### **STUB0600 FOREIGN LANGUAGES**

STUB0601	AP/IB/Honors Foreign Language
STUB0610	Survey Foreign Language
STUB0620	French
STUB0630	Spanish
STUB0640	German
STUB0650	Latin
STUB0660	Japanese
STUB0670	Mandarin/Cantonese
STUB0680	Russian
STUB0690	Foreign Language - Other

#### **STUB0700 COMPUTER-RELATED STUDIES**

STUB0710	Clerical & Data Entry
STUB0720	Computer Applications
STUB0730	Computer Science
STUB0740	Computer and Network Hardware and Maintenance

### VOCATIONAL COURSES

#### **STUB0800 CONSUMER & HOMEMAKING EDUCATION**

#### **STUB0900 GENERAL LABOR MARKET PREPARATION**

STUB0910	Typewriting 1
STUB0920	Introductory Industrial
STUB0930	Work Experience/Career Exploration
STUB0940	General Labor Market Skills

## **HIERARCHICAL LISTING OF SUBJECT FIELD CATEGORIES**

### **VOCATIONAL COURSES—CONTINUED**

#### **STUB1000 SPECIFIC LABOR MARKET PREPARATION**

- STUB1010 Agriculture/Renewable Resources
- STUB1020 Business
- STUB1030 Marketing & Distribution
- STUB1040 Health
- STUB1050 Occupational Home Economics
- STUB1060 Trade & Industry
- STUB1070 Technical & Communications
- STUB1080 Unidentified Subject

### **PERSONAL/OTHER COURSES**

#### **STUB1100 GENERAL SKILLS**

#### **STUB1200 PERSONAL HEALTH & PHYSICAL EDUCATION**

- STUB1210 Physical Education
- STUB1220 Health
- STUB1240 Driver Education
- STUB1250 Personal Growth/Interpersonal  
Relationships

#### **STUB1300 RELIGION**

#### **STUB1400 MILITARY SCIENCE**

#### **STUB1500 SPECIAL EDUCATION**

#### **STUB1600 ALL COURSES OTHER THAN ABOVE**

## DETAILED STUB LIST

### ACADEMIC COURSES

#### **STUB0100: MATHEMATICS**

CSSC Code	Course Title
110111	COMPUTER APPRECIATION
110121	COMPUTER MATHEMATICS 1
110122	COMPUTER MATHEMATICS 2
110400	INFORMATION SCIENCES AND SYSTEMS, OTHER
110500	SYSTEMS ANALYSIS, OTHER
119900	COMPUTER AND INFORMATION SCIENCES, OTHER
270100	MATHEMATICS, OTHER GENERAL
270101	MATHEMATICS 7 - MIDDLE SCHOOL LEVEL
270102	MATHEMATICS 7, ACCELERATED - MIDDLE SCHOOL LEVEL
270103	MATHEMATICS 8 - MIDDLE SCHOOL LEVEL
270104	MATHEMATICS 8, ACCELERATED - MIDDLE SCHOOL LEVEL
270105	MATHEMATICS, BASIC (CHANGED TO 270601-270604)
270106	MATHEMATICS 1, GENERAL
270107	MATHEMATICS 2, GENERAL
270108	SCIENCE MATHEMATICS
270109	MATHEMATICS IN THE ARTS
270110	MATHEMATICS, VOCATIONAL
270111	TECHNICAL MATHEMATICS
270112	MATHEMATICS REVIEW
270113	MATHEMATICS TUTORING
270114	CONSUMER MATHEMATICS
270200	ACTUARIAL SCIENCES, OTHER
270300	APPLIED MATHEMATICS, OTHER
270400	PURE MATHEMATICS, OTHER
270401	PRE-ALGEBRA
270402	ALGEBRA 1, PART 1
270403	ALGEBRA 1, PART 2
270404	ALGEBRA 1
270405	ALGEBRA 2
270406	GEOMETRY, PLANE
270407	GEOMETRY, SOLID
270408	GEOMETRY
270409	GEOMETRY, INFORMAL
270410	ALGEBRA 3
270411	TRIGONOMETRY
270412	ANALYTIC GEOMETRY

### ACADEMIC COURSES—CONTINUED

#### **STUB0100: MATHEMATICS—CONTINUED**

CSSC Code	Course Title
270413	TRIGONOMETRY AND SOLID GEOMETRY
270414	ALGEBRA AND TRIGONOMETRY
270415	ALGEBRA AND ANALYTIC GEOMETRY
270416	ANALYSIS, INTRODUCTORY
270417	LINEAR ALGEBRA
270418	CALCULUS AND ANALYTIC GEOMETRY
270419	CALCULUS
270420	AP CALCULUS AB
270421	MATHEMATICS 1, UNIFIED
270422	MATHEMATICS 2, UNIFIED
270423	MATHEMATICS 3, UNIFIED
270424	MATHEMATICS, INDEPENDENT STUDY
270425	GEOMETRY, PART 1
270426	GEOMETRY, PART 2
270427	UNIFIED MATH 1, PART 1
270428	UNIFIED MATH 1, PART 2
270429	PRE-IB GEOMETRY
270430	PRE-IB ALGEBRA 2/TRIGONOMETRY
270431	IB MATH METHODS 1
270432	IB MATH STUDIES 1
270433	IB MATH STUDIES 2
270434	IB MATH STUDIES/CALCULUS
270435	AP CALCULUS BC
270436	DISCRETE MATH
270437	FINITE MATH
270438	ALGEBRA AND GEOMETRY
270439	ALGEBRA REVIEW
270440	IB FURTHER MATHEMATICS STANDARD (SL)
270441	IB MATHEMATICS HIGHER (HL)
270442	FUNCTION, STATISTICS, AND TRIGONOMETRY
270443	ADVANCED FUNCTIONS AND MODELING
270500	STATISTICS, OTHER
270511	STATISTICS
270521	PROBABILITY
270531	PROBABILITY AND STATISTICS
270532	AP STATISTICS
270601	BASIC MATH 1
270602	BASIC MATH 2
270603	BASIC MATH 3
270604	BASIC MATH 4

## DETAILED STUB LIST

### ACADEMIC COURSES—CONTINUED

#### **STUB0100: MATHEMATICS—CONTINUED**

CSSC Code	Course Title
279900	MATHEMATICS, OTHER
320108	MATHEMATICS, VOCATIONAL (CHANGED TO 270110)
541001	GENERAL MATH SKILLS
541009	FUNCTIONAL MATH SKILLS, NOT FOR CREDIT
541101	FUNCTIONAL CONSUMER MATH
541109	FUNCTIONAL CONSUMER MATH, NOT FOR CREDIT
541201	FUNCTIONAL VOCATIONAL MATH
541209	FUNCTIONAL VOCATIONAL MATH, NOT FOR CREDIT
562700	SPECIAL EDUCATION MATH
562701	RESOURCE GENERAL MATH
562709	RESOURCE GENERAL MATH, NOT FOR CREDIT
562711	RESOURCE VOCATIONAL MATH
562719	RESOURCE VOCATIONAL MATH, NOT FOR CREDIT
562721	RESOURCE CONSUMER MATH
562729	RESOURCE CONSUMER MATH, NOT FOR CREDIT

#### **STUB0110: BASIC MATH**

CSSC Code	Course Title
270105	MATHEMATICS, BASIC (CHANGED TO 270601-270604)
270601	BASIC MATH 1
270602	BASIC MATH 2
270603	BASIC MATH 3
270604	BASIC MATH 4

### ACADEMIC COURSES—CONTINUED

#### **STUB0120: GENERAL MATH**

CSSC Code	Course Title
270100	MATHEMATICS, OTHER GENERAL
270101	MATHEMATICS 7 - MIDDLE SCHOOL LEVEL
270102	MATHEMATICS 7, ACCELERATED - MIDDLE SCHOOL LEVEL
270103	MATHEMATICS 8 - MIDDLE SCHOOL LEVEL
270106	MATHEMATICS 1, GENERAL
270107	MATHEMATICS 2, GENERAL
270113	MATHEMATICS TUTORING
541001	GENERAL MATH SKILLS
541009	FUNCTIONAL MATH SKILLS, NOT FOR CREDIT
562700	SPECIAL EDUCATION MATH
562701	RESOURCE GENERAL MATH
562709	RESOURCE GENERAL MATH, NOT FOR CREDIT

#### **STUB0130: APPLIED MATH**

CSSC Code	Course Title
110111	COMPUTER APPRECIATION
110121	COMPUTER MATHEMATICS 1
110122	COMPUTER MATHEMATICS 2
110400	INFORMATION SCIENCES AND SYSTEMS, OTHER
110500	SYSTEMS ANALYSIS, OTHER
119900	COMPUTER AND INFORMATION SCIENCES, OTHER
270108	SCIENCE MATHEMATICS
270109	MATHEMATICS IN THE ARTS
270110	MATHEMATICS, VOCATIONAL
270111	TECHNICAL MATHEMATICS
270114	CONSUMER MATHEMATICS
270300	APPLIED MATHEMATICS, OTHER
320108	MATHEMATICS, VOCATIONAL (CHANGED TO 270110)
541101	FUNCTIONAL CONSUMER MATH
541109	FUNCTIONAL CONSUMER MATH, NOT FOR CREDIT
541201	FUNCTIONAL VOCATIONAL MATH
541209	FUNCTIONAL VOCATIONAL MATH, NOT FOR CREDIT

## DETAILED STUB LIST

### ACADEMIC COURSES—CONTINUED

#### **STUB0130: APPLIED MATH—CONTINUED**

CSSC Code	Course Title
562711	RESOURCE VOCATIONAL MATH
562719	RESOURCE VOCATIONAL MATH, NOT FOR CREDIT
562721	RESOURCE CONSUMER MATH
562729	RESOURCE CONSUMER MATH, NOT FOR CREDIT

#### **STUB0141: PRE-ALGEBRA**

CSSC Code	Course Title
270104	MATHEMATICS 8, ACCELERATED - MIDDLE SCHOOL LEVEL
270401	PRE-ALGEBRA
270402	ALGEBRA 1, PART 1
270403	ALGEBRA 1, PART 2

#### **STUB0142: ALGEBRA I**

CSSC Code	Course Title
270404	ALGEBRA 1
270421	MATHEMATICS 1, UNIFIED
270427	UNIFIED MATH 1, PART 1
270428	UNIFIED MATH 1, PART 2
270438	ALGEBRA AND GEOMETRY
270439	ALGEBRA REVIEW

#### **STUB0143: ALGEBRA II**

CSSC Code	Course Title
270405	ALGEBRA 2
270410	ALGEBRA 3
270414	ALGEBRA AND TRIGONOMETRY
270415	ALGEBRA AND ANALYTIC GEOMETRY
270417	LINEAR ALGEBRA
270430	PRE-IB ALGEBRA 2/TRIGONOMETRY

### ACADEMIC COURSES—CONTINUED

#### **STUB0150: GEOMETRY**

CSSC Code	Course Title
270406	GEOMETRY, PLANE
270407	GEOMETRY, SOLID
270408	GEOMETRY
270409	GEOMETRY, INFORMAL
270422	MATHEMATICS 2, UNIFIED
270425	GEOMETRY, PART 1
270426	GEOMETRY, PART 2
270429	PRE-IB GEOMETRY

#### **STUB0160: CALCULUS**

CSSC Code	Course Title
270418	CALCULUS AND ANALYTIC GEOMETRY
270419	CALCULUS
270420	AP CALCULUS AB
270434	IB MATH STUDIES/CALCULUS
270435	AP CALCULUS BC

#### **STUB0161: AP/IB/HONORS CALCULUS**

CSSC Code	Course Title
270420	AP CALCULUS AB
270434	IB MATH STUDIES/CALCULUS
270435	AP CALCULUS BC

#### **STUB0170: ADVANCED MATH - OTHER**

CSSC Code	Course Title
270112	MATHEMATICS REVIEW
270200	ACTUARIAL SCIENCES, OTHER
270400	PURE MATHEMATICS, OTHER
270411	TRIGONOMETRY
270412	ANALYTIC GEOMETRY
270413	TRIGONOMETRY AND SOLID GEOMETRY
270416	ANALYSIS, INTRODUCTORY
270423	MATHEMATICS 3, UNIFIED

## DETAILED STUB LIST

### ACADEMIC COURSES—CONTINUED

#### **STUB0170: ADVANCED MATH – OTHER— CONTINUED**

CSSC Code	Course Title
270424	MATHEMATICS, INDEPENDENT STUDY
270430	PRE-IB ALGEBRA 2/TRIGONOMETRY
270431	IB MATH METHODS 1
270432	IB MATH STUDIES 1
270433	IB MATH STUDIES 2
270436	DISCRETE MATH
270437	FINITE MATH
270440	IB FURTHER MATHEMATICS STANDARD (SL)
270441	IB MATHEMATICS HIGHER (HL)
270442	FUNCTION, STATISTICS, AND TRIGONOMETRY
270443	ADVANCED FUNCTIONS AND MODELING
270500	STATISTICS, OTHER
270511	STATISTICS
270521	PROBABILITY
270531	PROBABILITY AND STATISTICS
270532	AP STATISTICS
279900	MATHEMATICS, OTHER

#### **STUB0171: TRIGONOMETRY**

CSSC Code	Course Title
270411	TRIGONOMETRY
270413	TRIGONOMETRY AND SOLID GEOMETRY
270430	PRE-IB ALGEBRA 2/TRIGONOMETRY

#### **STUB0172: ANALYSIS/PRECALCULUS**

CSSC Code	Course Title
270416	ANALYSIS, INTRODUCTORY
270433	IB MATH STUDIES 2

### ACADEMIC COURSES—CONTINUED

#### **STUB0173: STATISTICS/PROBABILITY**

CSSC Code	Course Title
270500	STATISTICS, OTHER
270511	STATISTICS
270521	PROBABILITY
270531	PROBABILITY AND STATISTICS
270532	AP STATISTICS

#### **STUB0200: SCIENCE**

CSSC Code	Course Title
140100	ENGINEERING, OTHER GENERAL
140111	ORIENTATION TO ENGINEERING
140121	INDEPENDENT PROJECT, ENGINEERING
140200	AEROSPACE, AERONAUTICAL, AND ASTRONAUTICAL ENGINEERING, OTHER
140211	AEROSPACE MATERIALS
140221	AEROSPACE ENGINEERING DESIGN
140300	AGRICULTURAL ENGINEERING, OTHER
140400	ARCHITECTURAL ENGINEERING, OTHER
140411	STRENGTH OF MATERIALS - ARCHITECTURAL
140500	BIOENGINEERING AND BIOMEDICAL ENGINEERING, OTHER
140600	CERAMIC ENGINEERING, OTHER
140700	CHEMICAL ENGINEERING, OTHER
140800	CIVIL ENGINEERING, OTHER
140900	COMPUTER ENGINEERING, OTHER
140911	ROBOTICS
141000	ELECTRICAL, ELECTRONICS AND COMMUNICATIONS ENGINEERING, OTHER
141100	ENGINEERING MECHANICS, OTHER
141200	ENGINEERING RELATED, OTHER
141211	INSTRUMENTATION PHYSICS 1
141212	INSTRUMENTATION PHYSICS 2
141213	INSTRUMENTATION PHYSICS 3
141214	INSTRUMENTATION PHYSICS 4
141300	ENGINEERING SCIENCE, OTHER
141400	ENVIRONMENTAL HEALTH ENGINEERING, OTHER
141500	GEOLOGICAL ENGINEERING, OTHER
141600	GEOPHYSICAL ENGINEERING, OTHER
141700	INDUSTRIAL ENGINEERING, OTHER

## DETAILED STUB LIST

### ACADEMIC COURSES—CONTINUED

#### **STUB0200: SCIENCE—CONTINUED**

CSSC Code	Course Title
141800	MATERIALS ENGINEERING, OTHER
141900	MECHANICAL ENGINEERING, OTHER
141911	STRENGTH OF MATERIALS, MECHANICAL TECHNOLOGY
142000	METALLURGICAL ENGINEERING, OTHER
142011	METALLURGY/POWDER METAL BASICS
142100	MINING AND MINERAL ENGINEERING, OTHER
142200	NAVAL ARCHITECTURE AND MARINE ENGINEERING, OTHER
142300	NUCLEAR ENGINEERING, OTHER
142400	OCEAN ENGINEERING, OTHER
142500	PETROLEUM ENGINEERING, OTHER
142600	SURVEYING AND MAPPING SCIENCES, OTHER
142611	CARTOGRAPHY
142700	SYSTEMS ENGINEERING, OTHER
142800	TEXTILE ENGINEERING, OTHER
149900	ENGINEERING, OTHER
260100	BIOLOGY, OTHER GENERAL
260111	SCIENCE 7
260121	BIOLOGY, BASIC 1
260122	BIOLOGY, BASIC 2
260131	BIOLOGY, GENERAL 1
260132	BIOLOGY, GENERAL 2
260141	BIOLOGY, HONORS 1
260142	BIOLOGY, ADVANCED
260143	PRE-IB BIOLOGY
260144	IB BIOLOGY 2
260145	IB BIOLOGY 3
260146	AP BIOLOGY
260151	FIELD BIOLOGY
260161	GENETICS
260171	BIOPSYCHOLOGY
260181	BIOLOGY SEMINAR
260200	BIOCHEMISTRY AND BIOPHYSICS, OTHER
260211	BIOCHEMISTRY
260300	BOTANY, OTHER
260311	BOTANY
260400	CELL AND MOLECULAR BIOLOGY, OTHER
260411	CELL BIOLOGY
260500	MICROBIOLOGY, OTHER
260511	MICROBIOLOGY

### ACADEMIC COURSES—CONTINUED

#### **STUB0200: SCIENCE—CONTINUED**

CSSC Code	Course Title
260600	MISCELLANEOUS SPECIALIZED AREAS, LIFE SCIENCES, OTHER
260611	ECOLOGY
260621	MARINE BIOLOGY
260622	MARINE BIOLOGY, ADVANCED
260631	ANATOMY
260700	ZOOLOGY, OTHER
260711	ZOOLOGY
260721	ZOOLOGY, VERTEBRATE
260731	ZOOLOGY, INVERTEBRATE
260741	ANIMAL BEHAVIOR
260751	PHYSIOLOGY, HUMAN
260752	PHYSIOLOGY, ADVANCED
260761	PATHOLOGY
260771	COMPARATIVE EMBRYOLOGY
260781	ENTOMOLOGY
260791	ORNITHOLOGY
269900	LIFE SCIENCES, OTHER
300100	BIOLOGICAL AND PHYSICAL SCIENCES, OTHER
300111	SCIENCE, UNIFIED
300112	COLLEGE-PREP SCIENCE SKILLS
300113	SCIENCE, UNIFIED, ADVANCED
300121	SCIENCE STUDY, INDEPENDENT
300300	ENGINEERING AND OTHER DISCIPLINES, OTHER
300311	ENGINEERING CONCEPTS
300321	IB DESIGN TECHNOLOGY, STANDARD (SL)
300322	IB DESIGN TECHNOLOGY, HIGHER (HL)
300623	IB ENVIRONMENTAL STUDIES
400100	PHYSICAL SCIENCES, OTHER GENERAL
400111	SCIENCE 8
400121	PHYSICAL SCIENCE
400131	CHEMISTRY AND PHYSICS LABORATORY TECHNIQUES
400141	PHYSICAL SCIENCE, APPLIED
400200	ASTRONOMY, OTHER
400211	ASTRONOMY
400300	ASTROPHYSICS, OTHER
400400	ATMOSPHERIC SCIENCES AND METEOROLOGY, OTHER
400411	METEOROLOGY
400500	CHEMISTRY, OTHER
400511	CHEMISTRY, INTRODUCTORY
400512	CHEMISTRY IN THE COMMUNITY



## DETAILED STUB LIST

### ACADEMIC COURSES—CONTINUED

#### **STUB0200: SCIENCE—CONTINUED**

CSSC Code	Course Title
400521	CHEMISTRY 1
400522	CHEMISTRY 2
400523	PRE-IB CHEMISTRY 1
400524	IB CHEMISTRY 2
400525	IB CHEMISTRY 3
400526	AP CHEMISTRY
400531	ORGANIC CHEMISTRY
400541	PHYSICAL CHEMISTRY
400551	CONSUMER CHEMISTRY
400561	CHEMISTRY, INDEPENDENT STUDY
400600	GEOLOGICAL SCIENCES, OTHER
400611	EARTH SCIENCE
400621	EARTH SCIENCE, COLLEGE PREPARATORY
400622	AP ENVIRONMENTAL SCIENCE
400631	GEOLOGY
400632	GEOLOGY - FIELD STUDIES
400641	MINERALOGY
400700	MISCELLANEOUS PHYSICAL SCIENCES, OTHER
400711	OCEANOGRAPHY
400800	PHYSICS, OTHER
400811	PHYSICS, GENERAL
400812	PRINCIPLES OF TECHNOLOGY 1
400813	PRINCIPLES OF TECHNOLOGY 2
400821	PHYSICS 1
400822	PHYSICS 2
400823	IB PHYSICS
400824	AP PHYSICS B
400825	AP PHYSICS C: MECHANICS
400826	AP PHYSICS C: ELECTRICITY/MAGNETISM
400831	PHYSICS 2 WITHOUT CALCULUS
400841	ELECTRICITY AND ELECTRONICS SCIENCE
400851	ACOUSTICS
400900	PLANETARY SCIENCE, OTHER
400911	ROCKETRY AND SPACE SCIENCE
401000	AEROSPACE SCIENCE, OTHER
401011	AEROSPACE SCIENCE
409900	PHYSICAL SCIENCES, OTHER
410211	RADIOACTIVITY
544001	FUNCTIONAL SCIENCE
544009	FUNCTIONAL SCIENCE, NOT FOR CREDIT

### ACADEMIC COURSES—CONTINUED

#### **STUB0200: SCIENCE—CONTINUED**

CSSC Code	Course Title
564000	SPECIAL EDUCATION GENERAL SCIENCE
564001	RESOURCE GENERAL SCIENCE
564009	RESOURCE GENERAL SCIENCE, NOT FOR CREDIT

#### **STUB0210: SURVEY SCIENCE**

CSSC Code	Course Title
300100	BIOLOGICAL AND PHYSICAL SCIENCES, OTHER
300111	SCIENCE, UNIFIED
300113	SCIENCE, UNIFIED, ADVANCED
300121	SCIENCE STUDY, INDEPENDENT
300300	ENGINEERING AND OTHER DISCIPLINES, OTHER
300311	ENGINEERING CONCEPTS
300321	IB DESIGN TECHNOLOGY, STANDARD (SL)
300322	IB DESIGN TECHNOLOGY, HIGHER (HL)
400100	PHYSICAL SCIENCES, OTHER GENERAL SCIENCE 8
400121	PHYSICAL SCIENCE
400141	PHYSICAL SCIENCE, APPLIED
400611	EARTH SCIENCE
544001	FUNCTIONAL SCIENCE
544009	FUNCTIONAL SCIENCE, NOT FOR CREDIT
564000	SPECIAL EDUCATION GENERAL SCIENCE
564001	RESOURCE GENERAL SCIENCE
564009	RESOURCE GENERAL SCIENCE, NOT FOR CREDIT

#### **STUB0220: BIOLOGY**

CSSC Code	Course Title
260100	BIOLOGY, OTHER GENERAL
260111	SCIENCE 7
260121	BIOLOGY, BASIC 1

## DETAILED STUB LIST

### ACADEMIC COURSES—CONTINUED

#### **STUB0220: BIOLOGY—CONTINUED**

CSSC Code	Course Title
260122	BIOLOGY, BASIC 2
260131	BIOLOGY, GENERAL 1
260132	BIOLOGY, GENERAL 2
260141	BIOLOGY, HONORS 1
260142	BIOLOGY, ADVANCED
260143	PRE-IB BIOLOGY
260144	IB BIOLOGY 2
260145	IB BIOLOGY 3
260146	AP BIOLOGY
260151	FIELD BIOLOGY
260161	GENETICS
260171	BIOPSYCHOLOGY
260181	BIOLOGY SEMINAR
260200	BIOCHEMISTRY AND BIOPHYSICS, OTHER
260211	BIOCHEMISTRY
260300	BOTANY, OTHER
260311	BOTANY
260400	CELL AND MOLECULAR BIOLOGY, OTHER
260411	CELL BIOLOGY
260500	MICROBIOLOGY, OTHER
260511	MICROBIOLOGY
260600	MISCELLANEOUS SPECIALIZED AREAS, LIFE SCIENCES, OTHER
260611	ECOLOGY
260621	MARINE BIOLOGY
260622	MARINE BIOLOGY, ADVANCED
260631	ANATOMY
260700	ZOOLOGY, OTHER
260711	ZOOLOGY
260721	ZOOLOGY, VERTEBRATE
260731	ZOOLOGY, INVERTEBRATE
260741	ANIMAL BEHAVIOR
260751	PHYSIOLOGY, HUMAN
260752	PHYSIOLOGY, ADVANCED
260761	PATHOLOGY
260771	COMPARATIVE EMBRYOLOGY
260781	ENTOMOLOGY
260791	ORNITHOLOGY
269900	LIFE SCIENCES, OTHER

### ACADEMIC COURSES—CONTINUED

#### **STUB0221: AP/IB/HONORS BIOLOGY**

CSSC Code	Course Title
260141	BIOLOGY, HONORS 1
260142	BIOLOGY, ADVANCED
260143	PRE-IB BIOLOGY
260144	IB BIOLOGY 2
260145	IB BIOLOGY 3
260146	AP BIOLOGY
260622	MARINE BIOLOGY, ADVANCED
260752	PHYSIOLOGY, ADVANCED

#### **STUB0230: CHEMISTRY**

CSSC Code	Course Title
400131	CHEMISTRY AND PHYSICS LABORATORY TECHNIQUES
400500	CHEMISTRY, OTHER
400511	CHEMISTRY, INTRODUCTORY
400512	CHEMISTRY IN THE COMMUNITY
400521	CHEMISTRY 1
400522	CHEMISTRY 2
400523	PRE-IB CHEMISTRY 1
400524	IB CHEMISTRY 2
400525	IB CHEMISTRY 3
400526	AP CHEMISTRY
400531	ORGANIC CHEMISTRY
400541	PHYSICAL CHEMISTRY
400551	CONSUMER CHEMISTRY
400561	CHEMISTRY, INDEPENDENT STUDY

#### **STUB0231: AP/IB/HONORS CHEMISTRY**

CSSC Code	Course Title
400522	CHEMISTRY 2
400523	PRE-IB CHEMISTRY 1
400524	IB CHEMISTRY 2
400525	IB CHEMISTRY 3
400526	AP CHEMISTRY

## DETAILED STUB LIST

### ACADEMIC COURSES—CONTINUED

#### **STUB0240: PHYSICS**

CSSC Code	Course Title
140100	ENGINEERING, OTHER GENERAL
140111	ORIENTATION TO ENGINEERING
140200	AEROSPACE, AERONAUTICAL, AND ASTRONAUTICAL ENGINEERING, OTHER
140221	AEROSPACE ENGINEERING DESIGN
140300	AGRICULTURAL ENGINEERING, OTHER
140400	ARCHITECTURAL ENGINEERING, OTHER
140500	BIOENGINEERING AND BIOMEDICAL ENGINEERING, OTHER
140600	CERAMIC ENGINEERING, OTHER
140700	CHEMICAL ENGINEERING, OTHER
140800	CIVIL ENGINEERING, OTHER
140900	COMPUTER ENGINEERING, OTHER
141000	ELECTRICAL, ELECTRONICS AND COMMUNICATIONS ENGINEERING, OTHER
141100	ENGINEERING MECHANICS, OTHER
141200	ENGINEERING RELATED, OTHER
141211	INSTRUMENTATION PHYSICS 1
141212	INSTRUMENTATION PHYSICS 2
141213	INSTRUMENTATION PHYSICS 3
141214	INSTRUMENTATION PHYSICS 4
141300	ENGINEERING SCIENCE, OTHER
141400	ENVIRONMENTAL HEALTH ENGINEERING, OTHER
141500	GEOLOGICAL ENGINEERING, OTHER
141600	GEOPHYSICAL ENGINEERING, OTHER
141700	INDUSTRIAL ENGINEERING, OTHER
141800	MATERIALS ENGINEERING, OTHER
141900	MECHANICAL ENGINEERING, OTHER
141911	STRENGTH OF MATERIALS, MECHANICAL TECHNOLOGY
142000	METALLURGICAL ENGINEERING, OTHER
142100	MINING AND MINERAL ENGINEERING, OTHER
142200	NAVAL ARCHITECTURE AND MARINE ENGINEERING, OTHER
142300	NUCLEAR ENGINEERING, OTHER
142400	OCEAN ENGINEERING, OTHER
142500	PETROLEUM ENGINEERING, OTHER
400200	ASTRONOMY, OTHER
400211	ASTRONOMY
400300	ASTROPHYSICS, OTHER

### ACADEMIC COURSES—CONTINUED

#### **STUB0240: PHYSICS—CONTINUED**

CSSC Code	Course Title
400400	ATMOSPHERIC SCIENCES AND METEOROLOGY, OTHER
400411	METEOROLOGY
400800	PHYSICS, OTHER
400811	PHYSICS, GENERAL
400812	PRINCIPLES OF TECHNOLOGY 1
400813	PRINCIPLES OF TECHNOLOGY 2
400821	PHYSICS 1
400822	PHYSICS 2
400823	IB PHYSICS
400824	AP PHYSICS B
400825	AP PHYSICS C: MECHANICS
400826	AP PHYSICS C: ELECTRICITY/MAGNETISM
400831	PHYSICS 2 WITHOUT CALCULUS
400841	ELECTRICITY AND ELECTRONICS SCIENCE
400851	ACOUSTICS
400900	PLANETARY SCIENCE, OTHER
400911	ROCKETRY AND SPACE SCIENCE
401000	AEROSPACE SCIENCE, OTHER
401011	AEROSPACE SCIENCE

#### **STUB0241: AP/IB/HONORS PHYSICS**

CSSC Code	Course Title
140111	ORIENTATION TO ENGINEERING
140221	AEROSPACE ENGINEERING DESIGN
141212	INSTRUMENTATION PHYSICS 2
141213	INSTRUMENTATION PHYSICS 3
141214	INSTRUMENTATION PHYSICS 4
400822	PHYSICS 2
400823	IB PHYSICS
400824	AP PHYSICS B
400825	AP PHYSICS C: MECHANICS
400826	AP PHYSICS C: ELECTRICITY/MAGNETISM
400831	PHYSICS 2 WITHOUT CALCULUS

## DETAILED STUB LIST

### ACADEMIC COURSES—CONTINUED

#### **STUB0250: ENGINEERING**

CSSC

Code	Course Title
140121	INDEPENDENT PROJECT, ENGINEERING
140211	AEROSPACE MATERIALS
140411	STRENGTH OF MATERIALS - ARCHITECTURAL
140911	ROBOTICS
142011	METALLURGY/POWDER METAL BASICS
142600	SURVEYING AND MAPPING SCIENCES, OTHER
142611	CARTOGRAPHY
142700	SYSTEMS ENGINEERING, OTHER
142800	TEXTILE ENGINEERING, OTHER
149900	ENGINEERING, OTHER
300112	COLLEGE-PREP SCIENCE SKILLS
400600	GEOLOGICAL SCIENCES, OTHER
400621	EARTH SCIENCE, COLLEGE PREPARATORY
400631	GEOLOGY
400632	GEOLOGY - FIELD STUDIES
400641	MINERALOGY
400700	MISCELLANEOUS PHYSICAL SCIENCES, OTHER
400711	OCEANOGRAPHY
409900	PHYSICAL SCIENCES, OTHER
410211	RADIOACTIVITY

#### **STUB0260: ASTRONOMY**

CSSC

Code	Course Title
400200	ASTRONOMY, OTHER
400211	ASTRONOMY
400300	ASTROPHYSICS, OTHER

#### **STUB0270: GEOLOGY/EARTH SCIENCE**

CSSC

Code	Course Title
300623	IB ENVIRONMENTAL STUDIES
400600	GEOLOGICAL SCIENCES, OTHER
400611	EARTH SCIENCE
400621	EARTH SCIENCE, COLLEGE PREPARATORY

### ACADEMIC COURSES—CONTINUED

#### **STUB0270: GEOLOGY/EARTH SCIENCE— CONTINUED**

CSSC

Code	Course Title
400622	AP ENVIRONMENTAL SCIENCE
400631	GEOLOGY
400632	GEOLOGY - FIELD STUDIES
400641	MINERALOGY

#### **STUB0300: ENGLISH**

CSSC

Code	Course Title
090400	JOURNALISM (MASS COMMUNICATIONS), OTHER
090411	JOURNALISM 1
090412	JOURNALISM 2
090413	JOURNALISM 3
090421	JOURNALISM INVESTIGATIONS
090431	LITERARY MAGAZINE
230100	ENGLISH, OTHER GENERAL
230101	ENGLISH 7 - MIDDLE SCHOOL LEVEL
230102	ENGLISH 7, HONORS
230103	ENGLISH 8, BELOW GRADE LEVEL - MIDDLE SCHOOL LEVEL
230104	ENGLISH 8
230105	ENGLISH 8, HONORS
230106	ENGLISH 1, BELOW GRADE LEVEL
230107	ENGLISH 1
230108	ENGLISH 1, HONORS
230109	ENGLISH 2, BELOW GRADE LEVEL
230110	ENGLISH 2
230111	ENGLISH 2, HONORS
230112	ENGLISH 3, BELOW GRADE LEVEL
230113	ENGLISH 3
230114	ENGLISH 3, HONORS
230115	ENGLISH 4, BELOW GRADE LEVEL
230116	ENGLISH 4
230117	ENGLISH 4, HONORS
230118	WORLD LITERATURE
230119	RENAISSANCE LITERATURE
230120	ROMANTICISM
230121	REALISM
230122	LITERATURE, CONTEMPORARY
230123	IRISH LITERATURE

## DETAILED STUB LIST

### ACADEMIC COURSES—CONTINUED

#### **STUB0300: ENGLISH—CONTINUED**

CSSC Code	Course Title
230124	RUSSIAN LITERATURE
230125	BIBLE AS LITERATURE
230126	MYTHOLOGY AND FABLE
230127	DRAMA, INTRODUCTION
230128	WORLD DRAMA
230129	PLAYS, MODERN SURVEY
230130	NOVELS
230131	SHORT STORY
230132	MYSTERIES
230133	POETRY
230134	ROCK POETRY
230135	HUMOR
230136	BIOGRAPHY
230137	NON FICTION
230138	SCIENCE FICTION
230139	THEMES IN LITERATURE
230140	LITERATURE OF HUMAN VALUES
230141	ETHNIC LITERATURE
230142	WOMEN IN LITERATURE
230143	SPORTS THROUGH LITERATURE
230144	OCCULT LITERATURE
230145	PROTEST LITERATURE
230146	YOUTH AND LITERATURE
230147	HEROES
230148	UTOPIAS
230149	DEATH
230150	NOBEL PRIZE AUTHORS
230151	SEMINAR ON AN AUTHOR
230152	ENGLISH, REAL LIFE PROBLEM SOLVING
230153	READING, INDEPENDENT STUDY
230154	RESEARCH TECHNIQUE
230155	CHILDREN'S LITERATURE & FANTASY
230161	ENGLISH SKILLS 1 FOR VISUALLY IMPAIRED
230162	ENGLISH SKILLS 2 FOR VISUALLY IMPAIRED
230163	ENGLISH SKILLS 3 FOR VISUALLY IMPAIRED
230164	ENGLISH SKILLS 4 FOR VISUALLY IMPAIRED
230165	PRE-IB ENGLISH 1 (GRADE 9)
230166	PRE-IB ENGLISH 2 (GRADE 10)
230167	PRE-IB ENGLISH 3 (GRADE 11)
230168	IB ENGLISH 4 (GRADE 11 OR 12)
230169	IB ENGLISH 5 (GRADE 12)

### ACADEMIC COURSES—CONTINUED

#### **STUB0300: ENGLISH—CONTINUED**

CSSC Code	Course Title
230170	AP ENGLISH LANGUAGE AND COMPOSITION
230171	AP ENGLISH LITERATURE AND COMPOSITION
230181	INTEGRATED ENGLISH/HISTORY 1 (ENGLISH)
230182	INTEGRATED ENGLISH/HISTORY 2 (ENGLISH)
230183	INTEGRATED ENGLISH/HISTORY 3 (ENGLISH)
230200	CLASSICS, OTHER
230211	MYTHOLOGICAL LITERATURE, GREEK AND ROMAN
230300	COMPARATIVE LITERATURE, OTHER
230311	COMPARATIVE LITERATURE
230321	LATIN AMERICAN AUTHORS/LITERATURE
230400	COMPOSITION, OTHER
230401	COMPOSITION, EXPOSITORY
230402	WRITING LABORATORY
230403	WRITING ABOUT LITERATURE
230404	VOCABULARY
230405	SPELLING
230406	GRAMMAR 7
230407	GRAMMAR 8
230408	GRAMMAR 9
230409	GRAMMAR 10
230410	GRAMMAR 11
230411	GRAMMAR 12
230412	ETYMOLOGY
230415	WORD STUDY - REMEDIAL
230500	CREATIVE WRITING, OTHER
230511	CREATIVE WRITING 10
230512	CREATIVE WRITING 11
230513	CREATIVE WRITING 12
230521	CREATIVE WRITING, INDEPENDENT STUDY
230531	JOURNAL WRITING
230600	LINGUISTICS (INCLUDES PHONETICS, SEMANTICS, AND PHILOLOGY), OTHER
230611	LINGUISTICS
230700	LITERATURE, AMERICAN, OTHER
230711	AMERICAN LITERATURE
230721	BLACK LITERATURE
230731	AMERICAN DREAM IN LITERATURE
230741	FOLKLORE, AMERICAN

## DETAILED STUB LIST

### ACADEMIC COURSES—CONTINUED

#### **STUB0300: ENGLISH—CONTINUED**

CSSC Code	Course Title
230751	INDIAN LITERATURE
230761	STATE WRITERS
230771	WESTERN LITERATURE
230781	MEXICAN AMERICAN LITERATURE
230800	LITERATURE, ENGLISH, OTHER
230811	BRITISH LITERATURE SURVEY
230821	SHAKESPEARE
230831	MODERN BRITISH WRITERS
230841	VICTORIAN LITERATURE
230851	SATIRE, MODERN BRITISH
230861	ARTHURIAN LEGEND
230871	MEDIEVAL LITERATURE
230900	RHETORIC, OTHER
231000	SPEECH, DEBATE, AND FORENSICS, OTHER
231011	PUBLIC SPEAKING
231021	SPEECH 1
231022	SPEECH 2 (CHANGED TO 231024 AND 231025)
231023	SPEECH 3 (CHANGED TO 231024 AND 231025)
231024	ADVANCED SPEECH
231025	DEBATE
231031	DEBATE PRACTICUM CONTRACT
231100	TECHNICAL AND BUSINESS WRITING, OTHER
231111	TECHNICAL ENGLISH
231211	READING DEVELOPMENT 1
231212	READING DEVELOPMENT 2
231213	READING DEVELOPMENT 3
231214	READING DEVELOPMENT 4
231216	ADVANCED READING AND STUDY SKILLS
231217	READING IMPROVEMENT
231311	FUNCTIONAL ENGLISH 1
231312	FUNCTIONAL ENGLISH 2
231313	FUNCTIONAL ENGLISH 3
231314	FUNCTIONAL ENGLISH 4
231315	TRANSITIONAL ENGLISH
231401	ENGLISH, INDEPENDENT STUDY
239900	LETTERS/ENGLISH, OTHER
320109	READING DEVELOPMENT 1 (CHANGED TO 231211)
320110	READING DEVELOPMENT 2 (CHANGED TO 231212)

### ACADEMIC COURSES—CONTINUED

#### **STUB0300: ENGLISH—CONTINUED**

CSSC Code	Course Title
320112	SPEECH DEVELOPMENT (CHANGED TO 569401)
320113	LANGUAGE, DEVELOPMENTAL (CHANGED TO 160125 OR 231311-231314)
320114	VOICE, DEVELOPMENTAL (CHANGED TO 569401)
320115	WORD STUDY, REMEDIAL (CHANGED TO 230415)
320118	ENGLISH, FUNCTIONAL (CHANGED TO 231311-231314)
542011	FUNCTIONAL LANGUAGE ARTS 1
542019	FUNCTIONAL LANGUAGE ARTS 1, NOT FOR CREDIT
542021	FUNCTIONAL LANGUAGE ARTS 2
542029	FUNCTIONAL LANGUAGE ARTS 2, NOT FOR CREDIT
542031	FUNCTIONAL LANGUAGE ARTS 3
542039	FUNCTIONAL LANGUAGE ARTS 3, NOT FOR CREDIT
542041	FUNCTIONAL LANGUAGE ARTS 4
542049	FUNCTIONAL LANGUAGE ARTS 4, NOT FOR CREDIT
542051	FUNCTIONAL VOCATIONAL ENGLISH
542059	FUNCTIONAL VOCATIONAL ENGLISH, NOT FOR CREDIT
542101	FUNCTIONAL READING
542109	FUNCTIONAL READING, NOT FOR CREDIT
542201	FUNCTIONAL ORAL COMMUNICATION
542209	FUNCTIONAL ORAL COMMUNICATION, NOT FOR CREDIT
542301	FUNCTIONAL WRITING
542309	FUNCTIONAL WRITING, NOT FOR CREDIT
542401	FUNCTIONAL ACADEMICS
542409	FUNCTIONAL ACADEMICS, NOT FOR CREDIT
562300	SPECIAL EDUCATION LANGUAGE ARTS
562301	RESOURCE LANGUAGE ARTS/ENGLISH
562302	DEVELOPMENTAL ENGLISH 2/RESOURCE ESE AAP ENGLISH 2
562303	DEVELOPMENTAL ENGLISH 3/RESOURCE ESE AAP ENGLISH 3
562304	DEVELOPMENTAL ENGLISH 4/RESOURCE ESE AAP ENGLISH 4

## DETAILED STUB LIST

### ACADEMIC COURSES—CONTINUED

#### **STUB0300: ENGLISH—CONTINUED**

562309	RESOURCE LANGUAGE ARTS/ENGLISH, NOT FOR CREDIT
562310	SPECIAL EDUCATION READING
562311	RESOURCE READING
562319	RESOURCE READING, NOT FOR CREDIT
562320	SPECIAL EDUCATION WRITING - MIDDLE SCHOOL LEVEL
562321	RESOURCE WRITING
562329	RESOURCE WRITING, NOT FOR CREDIT

#### **STUB0310: SURVEY ENGLISH**

CSSC

Code      Course Title

230100	ENGLISH, OTHER GENERAL
230101	ENGLISH 7 - MIDDLE SCHOOL LEVEL
230102	ENGLISH 7, HONORS
230103	ENGLISH 8, BELOW GRADE LEVEL - MIDDLE SCHOOL LEVEL
230104	ENGLISH 8
230105	ENGLISH 8, HONORS
230106	ENGLISH 1, BELOW GRADE LEVEL
230107	ENGLISH 1
230108	ENGLISH 1, HONORS
230109	ENGLISH 2, BELOW GRADE LEVEL
230110	ENGLISH 2
230111	ENGLISH 2, HONORS
230112	ENGLISH 3, BELOW GRADE LEVEL
230113	ENGLISH 3
230114	ENGLISH 3, HONORS
230115	ENGLISH 4, BELOW GRADE LEVEL
230116	ENGLISH 4
230117	ENGLISH 4, HONORS
230161	ENGLISH SKILLS 1 FOR VISUALLY IMPAIRED
230162	ENGLISH SKILLS 2 FOR VISUALLY IMPAIRED
230163	ENGLISH SKILLS 3 FOR VISUALLY IMPAIRED
230164	ENGLISH SKILLS 4 FOR VISUALLY IMPAIRED
230165	PRE-IB ENGLISH 1 (GRADE 9)
230166	PRE-IB ENGLISH 2 (GRADE 10)
230167	PRE-IB ENGLISH 3 (GRADE 11)
230168	IB ENGLISH 4 (GRADE 11 OR 12)
230169	IB ENGLISH 5 (GRADE 12)

### ACADEMIC COURSES—CONTINUED

#### **STUB0310: SURVEY ENGLISH—CONTINUED**

CSSC

Code      Course Title

230181	INTEGRATED ENGLISH/HISTORY 1 (ENGLISH)
230182	INTEGRATED ENGLISH/HISTORY 2 (ENGLISH)
230183	INTEGRATED ENGLISH/HISTORY 3 (ENGLISH)
230404	VOCABULARY
230406	GRAMMAR 7
230407	GRAMMAR 8
230408	GRAMMAR 9
230409	GRAMMAR 10
230410	GRAMMAR 11
230411	GRAMMAR 12
230412	ETYMOLOGY
239900	LETTERS/ENGLISH, OTHER

#### **STUB0320: LITERATURE**

CSSC

Code      Course Title

230118	WORLD LITERATURE
230119	RENAISSANCE LITERATURE
230120	ROMANTICISM
230121	REALISM
230122	LITERATURE, CONTEMPORARY
230123	IRISH LITERATURE
230124	RUSSIAN LITERATURE
230125	BIBLE AS LITERATURE
230126	MYTHOLOGY AND FABLE
230127	DRAMA, INTRODUCTION
230128	WORLD DRAMA
230129	PLAYS, MODERN SURVEY
230130	NOVELS
230131	SHORT STORY
230132	MYSTERIES
230133	POETRY
230134	ROCK POETRY
230135	HUMOR
230136	BIOGRAPHY
230137	NON FICTION
230138	SCIENCE FICTION
230139	THEMES IN LITERATURE
230140	LITERATURE OF HUMAN VALUES

## DETAILED STUB LIST

### ACADEMIC COURSES—CONTINUED

#### **STUB0320: LITERATURE—CONTINUED**

CSSC Code	Course Title
230141	ETHNIC LITERATURE
230142	WOMEN IN LITERATURE
230143	SPORTS THROUGH LITERATURE
230144	OCCULT LITERATURE
230145	PROTEST LITERATURE
230146	YOUTH AND LITERATURE
230147	HEROES
230148	UTOPIAS
230149	DEATH
230150	NOBEL PRIZE AUTHORS
230151	SEMINAR ON AN AUTHOR
230152	ENGLISH, REAL LIFE PROBLEM SOLVING
230153	READING, INDEPENDENT STUDY
230154	RESEARCH TECHNIQUE
230155	CHILDREN'S LITERATURE & FANTASY
230171	AP ENGLISH LITERATURE AND COMPOSITION
230200	CLASSICS, OTHER
230211	MYTHOLOGICAL LITERATURE, GREEK AND ROMAN
230300	COMPARATIVE LITERATURE, OTHER
230311	COMPARATIVE LITERATURE
230321	LATIN AMERICAN AUTHORS/LITERATURE
230700	LITERATURE, AMERICAN, OTHER
230711	AMERICAN LITERATURE
230721	BLACK LITERATURE
230731	AMERICAN DREAM IN LITERATURE
230741	FOLKLORE, AMERICAN
230751	INDIAN LITERATURE
230761	STATE WRITERS
230771	WESTERN LITERATURE
230781	MEXICAN AMERICAN LITERATURE
230800	LITERATURE, ENGLISH, OTHER
230811	BRITISH LITERATURE SURVEY
230821	SHAKESPEARE
230831	MODERN BRITISH WRITERS
230841	VICTORIAN LITERATURE
230851	SATIRE, MODERN BRITISH
230861	ARTHURIAN LEGEND
230871	MEDIEVAL LITERATURE
231216	ADVANCED READING AND STUDY SKILLS
231217	READING IMPROVEMENT

### ACADEMIC COURSES—CONTINUED

#### **STUB0330: COMPOSITION**

CSSC Code	Course Title
090400	JOURNALISM (MASS COMMUNICATIONS), OTHER
090411	JOURNALISM 1
090412	JOURNALISM 2
090413	JOURNALISM 3
090421	JOURNALISM INVESTIGATIONS
090431	LITERARY MAGAZINE
230170	AP ENGLISH LANGUAGE AND COMPOSITION
230171	AP ENGLISH LITERATURE AND COMPOSITION
230400	COMPOSITION, OTHER
230401	COMPOSITION, EXPOSITORY
230402	WRITING LABORATORY
230403	WRITING ABOUT LITERATURE
230500	CREATIVE WRITING, OTHER
230511	CREATIVE WRITING 10
230512	CREATIVE WRITING 11
230513	CREATIVE WRITING 12
230521	CREATIVE WRITING, INDEPENDENT STUDY
230531	JOURNAL WRITING
230600	LINGUISTICS (INCLUDES PHONETICS, SEMANTICS, AND PHILOLOGY), OTHER
230611	LINGUISTICS
230900	RHETORIC, OTHER
231100	TECHNICAL AND BUSINESS WRITING, OTHER
231111	TECHNICAL ENGLISH

#### **STUB0340: SPEECH**

CSSC Code	Course Title
231000	SPEECH, DEBATE, AND FORENSICS, OTHER
231011	PUBLIC SPEAKING
231021	SPEECH 1
231022	SPEECH 2 (CHANGED TO 231024 AND 231025)
231023	SPEECH 3 (CHANGED TO 231024 AND 231025)
231024	ADVANCED SPEECH
231025	DEBATE



## DETAILED STUB LIST

### ACADEMIC COURSES—CONTINUED

#### **STUB0340: SPEECH—CONTINUED**

CSSC

Code	Course Title
------	--------------

231031	DEBATE PRACTICUM CONTRACT
542201	FUNCTIONAL ORAL COMMUNICATION
542209	FUNCTIONAL ORAL COMMUNICATION, NOT FOR CREDIT

#### **STUB0350: AP/IB/HONORS ENGLISH**

CSSC

Code	Course Title
------	--------------

230117	ENGLISH 4, HONORS
230165	PRE-IB ENGLISH 1 (GRADE 9)
230166	PRE-IB ENGLISH 2 (GRADE 10)
230167	PRE-IB ENGLISH 3 (GRADE 11)
230168	IB ENGLISH 4 (GRADE 11 OR 12)
230169	IB ENGLISH 5 (GRADE 12)
230170	AP ENGLISH LANGUAGE AND COMPOSITION
230171	AP ENGLISH LITERATURE AND COMPOSITION

#### **STUB0360: ANY REMEDIAL/BELOW GRADE ENGLISH**

CSSC

Code	Course Title
------	--------------

230103	ENGLISH 8, BELOW GRADE LEVEL - MIDDLE SCHOOL LEVEL
230106	ENGLISH 1, BELOW GRADE LEVEL
230109	ENGLISH 2, BELOW GRADE LEVEL
230112	ENGLISH 3, BELOW GRADE LEVEL
230115	ENGLISH 4, BELOW GRADE LEVEL
230405	SPELLING
230415	WORD STUDY - REMEDIAL
231211	READING DEVELOPMENT 1
231212	READING DEVELOPMENT 2
231213	READING DEVELOPMENT 3
231214	READING DEVELOPMENT 4
231311	FUNCTIONAL ENGLISH 1
231312	FUNCTIONAL ENGLISH 2
231313	FUNCTIONAL ENGLISH 3
231314	FUNCTIONAL ENGLISH 4
231315	TRANSITIONAL ENGLISH

### ACADEMIC COURSES—CONTINUED

#### **STUB0360: ANY REMEDIAL/BELOW GRADE ENGLISH—CONTINUED**

CSSC

Code	Course Title
------	--------------

320109	READING DEVELOPMENT 1 (CHANGED TO 231211)
320110	READING DEVELOPMENT 2 (CHANGED TO 231212)
320112	SPEECH DEVELOPMENT (CHANGED TO 569401)
320113	LANGUAGE, DEVELOPMENTAL (CHANGED TO 160125 OR 231311-231314)
320114	VOICE, DEVELOPMENTAL (CHANGED TO 569401)
320115	WORD STUDY, REMEDIAL (CHANGED TO 230415)
320118	ENGLISH, FUNCTIONAL (CHANGED TO 231311-231314)
542011	FUNCTIONAL LANGUAGE ARTS 1
542019	FUNCTIONAL LANGUAGE ARTS 1, NOT FOR CREDIT
542021	FUNCTIONAL LANGUAGE ARTS 2
542029	FUNCTIONAL LANGUAGE ARTS 2, NOT FOR CREDIT
542031	FUNCTIONAL LANGUAGE ARTS 3
542039	FUNCTIONAL LANGUAGE ARTS 3, NOT FOR CREDIT
542041	FUNCTIONAL LANGUAGE ARTS 4
542049	FUNCTIONAL LANGUAGE ARTS 4, NOT FOR CREDIT
542051	FUNCTIONAL VOCATIONAL ENGLISH
542059	FUNCTIONAL VOCATIONAL ENGLISH, NOT FOR CREDIT
542101	FUNCTIONAL READING
542109	FUNCTIONAL READING, NOT FOR CREDIT
542301	FUNCTIONAL WRITING
542309	FUNCTIONAL WRITING, NOT FOR CREDIT
542401	FUNCTIONAL ACADEMICS
542409	FUNCTIONAL ACADEMICS, NOT FOR CREDIT
562300	SPECIAL EDUCATION LANGUAGE ARTS
562301	RESOURCE LANGUAGE ARTS/ENGLISH
562302	DEVELOPMENTAL ENGLISH 2/RESOURCE ESE AAP ENGLISH 2
562303	DEVELOPMENTAL ENGLISH 3/RESOURCE ESE AAP ENGLISH 3

## DETAILED STUB LIST

### ACADEMIC COURSES—CONTINUED

#### **STUB0360: ANY REMEDIAL/BELOW GRADE ENGLISH—CONTINUED**

CSSC Code	Course Title
562304	DEVELOPMENTAL ENGLISH 4/RESOURCE ESE AAP ENGLISH 4
562309	RESOURCE LANGUAGE ARTS/ENGLISH, NOT FOR CREDIT
562310	SPECIAL EDUCATION READING
562311	RESOURCE READING
562319	RESOURCE READING, NOT FOR CREDIT
562320	SPECIAL EDUCATION WRITING - MIDDLE SCHOOL LEVEL
562321	RESOURCE WRITING
562329	RESOURCE WRITING, NOT FOR CREDIT

#### **STUB0400: SOCIAL STUDIES**

CSSC Code	Course Title
050100	AREA STUDIES, OTHER
050101	AREA STUDIES
050102	AMERICAN STUDIES, BASIC
050103	AMERICAN STUDIES, GENERAL
050104	AMERICA'S PEOPLE AND PROBLEMS
050105	AMERICAN STUDIES, HONORS
050106	NEW ENGLAND STUDIES
050107	OLD SOUTH
050108	AMERICAN WEST
050109	SOUTHWEST UNITED STATES
050110	ANGLO AMERICA
050111	NORTH AMERICA AND CURRENT EVENTS
050112	NORTH AND SOUTH AMERICA
050113	LATIN AMERICA
050114	WORLD STUDIES 1
050115	WORLD STUDIES 2
050116	WORLD STUDIES, HONORS
050117	COMPARATIVE WORLD CULTURES
050118	EUROPEAN CULTURE STUDIES, BASIC
050119	EUROPEAN CULTURE STUDIES, GENERAL
050120	EUROPEAN CULTURE STUDIES, HONORS
050121	DEVELOPING NATIONS
050122	AFRICAN AREA STUDIES
050123	AFRICA AND SOUTH AMERICA

### ACADEMIC COURSES—CONTINUED

#### **STUB0400: SOCIAL STUDIES—CONTINUED**

CSSC Code	Course Title
050124	ASIAN AND AFRICAN CULTURAL STUDIES, BASIC
050125	ASIAN AND AFRICAN CULTURAL STUDIES, GENERAL
050126	ASIAN AND AFRICAN CULTURAL STUDIES, HONORS
050127	ASIAN STUDIES
050128	HISTORY OF CHINA
050129	ASIA, AFRICA AND MIDEAST
050130	AFRICA AND MIDDLE EAST
050131	MIDDLE EASTERN STUDIES
050132	MIDDLE EAST, WAR FOR SURVIVAL
050133	USSR
050134	SOVIET UNION AND CHINA
050135	SOVIET UNION AND AFRO AMERICAN DEVELOPING NATIONS
050136	HISTORY OF RUSSIA
050137	NEGLECTED WORLD
050138	GLOBAL EDUCATION
050139	PACIFIC RIM NATIONS
050140	CANADIAN AREA STUDIES
050200	ETHNIC STUDIES, OTHER
050211	MINORITIES IN AMERICA
050221	ETHNIC AND FAMILY HERITAGE
050231	AFRO AMERICAN STUDIES
050241	ECONOMICS OF AFRO AMERICANS
050251	INDIANS OF NORTH AMERICA
050261	JEWISH HISTORICAL SIGNIFICANCE
050271	MEXICAN AMERICAN HERITAGE
050281	HAWAIIANA
050291	HAWAIIAN CULTURE STUDIES, MODERN
059900	AREA AND ETHNIC STUDIES, OTHER
090100	COMMUNICATIONS, OTHER GENERAL
090111	MASS MEDIA
090121	INTERCULTURAL COMMUNICATIONS
090300	COMMUNICATIONS RESEARCH, OTHER
090500	PUBLIC RELATIONS, OTHER
090721	TELEVISION AND TASTE
099900	COMMUNICATIONS, OTHER
130100	EDUCATION, OTHER GENERAL
130200	BILINGUAL/BICULTURAL EDUCATION, OTHER
130300	CURRICULUM AND INSTRUCTION, OTHER
130400	EDUCATION ADMINISTRATION, OTHER

## DETAILED STUB LIST

### ACADEMIC COURSES—CONTINUED

#### **STUB0400: SOCIAL STUDIES—CONTINUED**

CSSC Code	Course Title
130500	EDUCATIONAL MEDIA, OTHER
130600	EVALUATION AND RESEARCH, OTHER
130700	INTERNATIONAL AND COMPARATIVE EDUCATION, OTHER
130800	SCHOOL PSYCHOLOGY, OTHER
130900	SOCIAL FOUNDATIONS, OTHER
131000	SPECIAL EDUCATION, OTHER
131100	STUDENT COUNSELING AND PERSONNEL SERVICES, OTHER
131200	TEACHER EDUCATION, GENERAL PROGRAMS, OTHER
131201	TEACHER TRAINING (LECTURE AND OBSERVATION)
131202	TEACHER TRAINING (ACTIVE PRACTICE/PRACTICUM)
131300	TEACHER EDUCATION, SPECIFIC SUBJECT AREAS, OTHER
131400	TEACHING ENGLISH AS A SECOND LANGUAGE/FOREIGN LANGUAGE, OTHER
139900	EDUCATION, OTHER
220100	LAW, OTHER
220111	LAW FUNDAMENTALS
220121	LAW AND YOU
220131	STREET LAW
240100	LIBERAL/GENERAL STUDIES, OTHER
240111	LIBERAL STUDIES
240141	GIFTED AND TALENTED PROGRAM
300200	CLINICAL PASTORAL CARE, OTHER
300400	HUMANITIES AND SOCIAL SCIENCES, OTHER
300411	HUMANITIES
300421	HUMANITIES, EUROPEAN
300431	HUMANITIES, AMERICAN
300441	HUMANITIES, AFRICAN
300451	HUMANITIES, NEAR EAST AND FAR EAST
300500	PEACE STUDIES, OTHER
300600	SYSTEMS SCIENCE, OTHER
300611	FUTURISTICS
300621	ENVIRONMENTAL SCIENCE
300622	UNUSED CODE
300631	ENERGY AND ENVIRONMENT
300700	WOMEN'S STUDIES, OTHER
300711	WOMEN'S STUDIES
300721	WOMEN'S STUDIES IN LITERATURE

### ACADEMIC COURSES—CONTINUED

#### **STUB0400: SOCIAL STUDIES—CONTINUED**

CSSC Code	Course Title
309900	MULTI/INTERDISCIPLINARY STUDIES, OTHER
320119	CONTEMPORARY ISSUES, BASIC SKILLS (CHANGED TO 451033)
330161	U.S. HISTORY, REMEDIAL (CHANGED TO 450809)
380100	PHILOSOPHY, OTHER
380111	PHILOSOPHY
380112	IB PHILOSOPHY
380121	ETHICS
380131	LOGIC
380141	EPISTEMICS
380142	IB THEORY OF KNOWLEDGE
380151	SOCIAL JUSTICE ISSUES
420100	PSYCHOLOGY, OTHER GENERAL
420111	PSYCHOLOGY
420112	PSYCHOLOGY, ADVANCED
420113	ABNORMAL PSYCHOLOGY
420114	AP PSYCHOLOGY
420115	IB PSYCHOLOGY 1
420116	IB PSYCHOLOGY 2
420200	CLINICAL PSYCHOLOGY, OTHER
420300	COGNITIVE PSYCHOLOGY, OTHER
420311	PSYCHOLOGY OF LEARNING
420321	EDUCATIONAL PSYCHOLOGY
420400	COMMUNITY PSYCHOLOGY, OTHER
420500	COMPARATIVE PSYCHOLOGY, OTHER
420600	COUNSELING PSYCHOLOGY, OTHER
420700	DEVELOPMENTAL PSYCHOLOGY, OTHER
420711	CHILD PSYCHOLOGY
420721	ADOLESCENT PSYCHOLOGY
420731	ADJUSTMENT PSYCHOLOGY
420800	EXPERIMENTAL PSYCHOLOGY, OTHER
420900	INDUSTRIAL AND ORGANIZATIONAL PSYCHOLOGY, OTHER
421000	PERSONALITY PSYCHOLOGY, OTHER
421011	HISTORICAL PERSONALITIES AND IDEAS
421021	HUMANISTIC PSYCHOLOGY
421100	PHYSIOLOGICAL PSYCHOLOGY, OTHER
421200	PSYCHOLINGUISTICS, OTHER
421300	PSYCHOMETRICS, OTHER
421400	PSYCHOPHARMACOLOGY, OTHER
421411	PSYCHOPHARMACOLOGY
421500	QUANTITATIVE PSYCHOLOGY, OTHER

## DETAILED STUB LIST

### ACADEMIC COURSES—CONTINUED

#### **STUB0400: SOCIAL STUDIES—CONTINUED**

CSSC Code	Course Title
421600	SOCIAL PSYCHOLOGY, OTHER
421611	SOCIAL PSYCHOLOGY
429900	PSYCHOLOGY, OTHER
430100	CRIMINAL JUSTICE, OTHER
430111	LAW ENFORCEMENT
430121	LAW SCIENCE
430200	FIRE PROTECTION, OTHER
430211	FIRE FIGHTING PRACTICES
439900	PROTECTIVE SERVICES, OTHER
440100	PUBLIC AFFAIRS, OTHER GENERAL
440200	COMMUNITY SERVICES, OTHER
440300	INTERNATIONAL PUBLIC SERVICE, OTHER
440400	PUBLIC ADMINISTRATION, OTHER
440500	PUBLIC POLICY STUDIES, OTHER
440600	PUBLIC WORKS, OTHER
440700	SOCIAL WORK, OTHER
440711	HUMAN SERVICES
449900	PUBLIC AFFAIRS, OTHER
450100	SOCIAL SCIENCES, OTHER GENERAL
450111	SOCIAL SCIENCE, INTRODUCTION
450121	SOCIAL SCIENCE, ADVANCED THEORY AND RESEARCH
450131	SOCIAL SCIENCE SEMINAR
450141	SOCIAL STUDIES, INDEPENDENT STUDY
450200	ANTHROPOLOGY, OTHER
450211	ANTHROPOLOGY
450221	COMPARATIVE CULTURAL PATTERNS
450231	ANTHROPOLOGY, MYTH AND MAGIC
450241	CULTURAL ANTHROPOLOGY, RESEARCH
450251	IB SOCIAL ANTHROPOLOGY 1
450252	IB SOCIAL ANTHROPOLOGY 2
450261	HUMAN ORIGINS
450300	ARCHAEOLOGY, OTHER
450311	ARCHAEOLOGY
450400	CRIMINOLOGY, OTHER
450500	DEMOGRAPHY, OTHER
450511	POPULATION EDUCATION
450600	ECONOMICS, OTHER
450601	ECONOMICS, THEORY
450602	ECONOMICS AND ECONOMIC PROBLEMS
450603	CONSUMER ECONOMICS
450605	INSURANCE THEORY

### ACADEMIC COURSES—CONTINUED

#### **STUB0400: SOCIAL STUDIES—CONTINUED**

CSSC Code	Course Title
450606	INVESTMENT ECONOMICS
450607	TELEVISION AND ECONOMICS
450608	ENERGY EDUCATION
450609	AMERICAN LABOR HISTORY
450610	ECONOMICS, ANALYSIS AND CRITICISM
450611	ECONOMICS, COLLEGE
450612	INTERNATIONAL ECONOMICS
450613	AP MICROECONOMICS
450614	AP MACROECONOMICS
450615	IB MICROECONOMICS
450616	IB MACROECONOMICS
450617	IB ECONOMICS 1
450618	IB ECONOMICS 2
450700	GEOGRAPHY, OTHER
450701	GEOGRAPHY 8 - MIDDLE SCHOOL LEVEL
450702	GEOGRAPHY, UNITED STATES
450703	GEOGRAPHY, NORTH AMERICAN
450704	WORLD GEOGRAPHY
450705	GEOGRAPHY, WESTERN HEMISPHERE AND AFRICA
450706	GEOGRAPHY, EASTERN HEMISPHERE
450707	PHYSICAL GEOGRAPHY
450708	ECONOMIC AND POLITICAL GEOGRAPHY
450709	HUMAN AND CULTURAL GEOGRAPHY
450710	FIELD GEOGRAPHY, HONORS
450711	IB WORLD GEOGRAPHY
450712	AP HUMAN GEOGRAPHY
450800	HISTORY, OTHER
450801	HISTORY AND GEOGRAPHY 7 - MIDDLE SCHOOL LEVEL
450802	OUR CULTURAL HERITAGE 7 - MIDDLE SCHOOL LEVEL
450803	SOCIAL STUDIES 7, HONORS - MIDDLE SCHOOL LEVEL
450804	UNITED STATES HISTORY 8 - MIDDLE SCHOOL LEVEL
450805	SOCIAL STUDIES 8 - MIDDLE SCHOOL LEVEL
450806	SOCIAL STUDIES 8, HONORS - MIDDLE SCHOOL LEVEL
450807	UNITED STATES HISTORY, STATE AND LOCAL

## DETAILED STUB LIST

### ACADEMIC COURSES—CONTINUED

#### **STUB0400: SOCIAL STUDIES—CONTINUED**

CSSC Code	Course Title
450808	UNITED STATES HISTORY, ADVANCED PLACEMENT (CHANGED TO 450814)
450809	AMERICAN HISTORY, BASIC
450810	AMERICAN HISTORY
450811	UNITED STATES HISTORY 1
450812	UNITED STATES HISTORY 2
450813	UNITED STATES HISTORY, HONORS
450814	AP AMERICAN HISTORY
450815	WESTWARD MOVEMENT
450816	TWENTIETH CENTURY AMERICA
450817	TWENTIES AND THIRTIES
450818	AMERICA SINCE 1945
450819	NINETEEN SIXTIES
450820	NINETEEN SEVENTIES
450821	REFORM IN AMERICAN HISTORY
450822	AMERICAN INQUIRIES
450823	HISTORIC EVENTS, UNITED STATES
450824	AMERICAN WARS, CAUSES AND EFFECTS
450825	CIVIL WAR
450826	CIVIL WAR, RECONSTRUCTION AND INDUSTRIALISM
450827	WAR AND MODERN CONSCIOUSNESS
450828	WORLD WAR II
450829	UNITED STATES MILITARY HISTORY 1
450830	UNITED STATES MILITARY HISTORY 2
450831	UNITED STATES HISTORY, FIELD STUDY
450832	NORTH AMERICAN HISTORY
450833	MEXICAN HISTORY
450834	SOUTH AMERICAN HISTORY
450835	WORLD HISTORY STUDIES
450836	WORLD HISTORY, COLLEGE
450837	WORLD HISTORY, MODERN
450838	WORLD CIVILIZATION, 20TH CENTURY
450839	WORLD CIVILIZATION, 20TH CENTURY, HONORS
450840	WESTERN CIVILIZATION 9
450841	WESTERN CIVILIZATION 9, HONORS
450842	WESTERN CIVILIZATION, HISTORY
450843	EARLY WESTERN CIVILIZATION
450844	AP WORLD HISTORY
450845	ANCIENT AND CLASSICAL WORLD
450846	ANCIENT GREEK HISTORY
450847	ROME AND HER EMPIRE
450848	ANCIENT HISTORY AND MIDDLE AGES

### ACADEMIC COURSES—CONTINUED

#### **STUB0400: SOCIAL STUDIES—CONTINUED**

CSSC Code	Course Title
450849	ENGLISH HISTORY
450850	ENGLISH HISTORY, HONORS
450851	FRENCH REVOLUTION, HONORS
450852	MODERN EUROPE
450853	AP EUROPEAN HISTORY
450854	EUROPEAN HISTORY, 20TH CENTURY
450855	EUROPEAN HISTORY, ADVANCED READINGS
450856	EUROPEAN HISTORY, MODERN
450857	THIRD WORLD HISTORY
450858	AFRICAN HISTORY
450859	AFRICA, MIDDLE EAST AND LATIN AMERICA
450860	LATIN AMERICAN HISTORY
450861	MIDDLE EAST HISTORY
450862	ISRAEL, HISTORY
450863	EASTERN CIVILIZATION
450864	FAR EAST, HISTORY
450865	ASIAN HISTORY, MODERN
450866	PACIFIC LANDS, HISTORY
450867	RUSSIAN HISTORY
450868	WORLD LEADERS, PAST AND PRESENT
450869	HISTORICAL RESEARCH
450870	PRE-IB WORLD HISTORY
450871	IB HISTORY OF THE AMERICAS I
450872	IB TWENTIETH CENTURY WORLD TOPICS
450873	IB HISTORY OF EUROPE
450874	PRE-IB U.S. HISTORY
450876	IB HISTORY OF THE AMERICAS II
450877	IB CONTEMPORARY HISTORY
450879	ADVANCED WORLD HISTORY
450881	INTEGRATED ENGLISH/HISTORY 1 (HISTORY)
450882	INTEGRATED ENGLISH/HISTORY 2 (HISTORY)
450883	INTEGRATED ENGLISH/HISTORY 3 (HISTORY)
450900	INTERNATIONAL RELATIONS, OTHER
450911	INTERNATIONAL RELATIONS
450921	INTERNATIONAL RELATIONS, HONORS
450931	INTERNATIONAL LAW
450941	MODEL SECURITY COUNCIL, LOCAL
450951	MODEL UNITED NATIONS, LOCAL
450952	MODEL UNITED NATIONS, NATIONAL

## DETAILED STUB LIST

### ACADEMIC COURSES—CONTINUED

#### **STUB0400: SOCIAL STUDIES—CONTINUED**

CSSC Code	Course Title
451000	POLITICAL SCIENCE AND GOVERNMENT, OTHER
451001	CIVICS
451002	STATE AND LOCAL GOVERNMENT
451003	GOVERNMENT, BASIC
451004	AMERICAN GOVERNMENT
451005	PRESIDENCY
451006	FRAMEWORK OF THE CONSTITUTION
451007	INDIVIDUAL VS. STATE
451008	NATIONAL STATE AND LOCAL ELECTIONS
451009	ELECTIONS, POLITICS AND MORALITY, HONORS
451010	CONTEMPORARY WORLD AFFAIRS
451011	AMERICAN FOREIGN POLICY
451012	DECISION MAKING IN A CRISIS
451013	AMERICAN HERITAGE, HONORS
451014	CONTEMPORARY AMERICAN POLITICAL ISSUES
451015	CONTEMPORARY AMERICAN POLITICAL ISSUES, HONORS
451016	AMERICAN GOVERNMENT AND ECONOMICS, BASIC
451017	AMERICAN GOVERNMENT AND ECONOMICS
451018	AMERICAN GOVERNMENT AND ECONOMICS, HONORS
451019	COMPARATIVE POLITICAL SYSTEMS, BASIC
451020	COMPARATIVE WORLD GOVERNMENTS
451021	AMERICANISM VS. COMMUNISM
451022	AMERICANISM VS. COMMUNISM, HONORS
451023	COMMUNISM AND ITS GROWTH
451024	CIVICS, HONORS
451025	WRITINGS INFLUENCING GOVERNMENT
451026	GOVERNMENT INTERNSHIP
451027	MODEL SENATE
451028	POLITICAL LEADERSHIP
451029	POLITICAL SCIENCE
451030	POLITICAL SCIENCE, ADVANCED PLACEMENT (CHANGED TO 451035 AND 451036)

### ACADEMIC COURSES—CONTINUED

#### **STUB0400: SOCIAL STUDIES—CONTINUED**

CSSC Code	Course Title
451031	POLITICAL SCIENCE AND GOVERNMENT - LOCAL/REGIONAL GOVERNMENT FIEL
451032	POLITICAL TURMOIL
451033	CONTEMPORARY ISSUES, BASIC SKILLS
451034	PRE-IB AMERICAN GOVERNMENT/ECONOMICS
451035	AP AMERICAN GOVERNMENT AND POLITICS
451036	AP COMPARATIVE GOVERNMENT AND POLITICS
451037	IB AMERICAN GOVERNMENT
451100	SOCIOLOGY, OTHER
451111	AMERICAN SOCIAL PROBLEMS, INTRODUCTION
451121	SOCIOLOGY, GENERAL
451131	SOCIOLOGY, ISSUES
451132	THE POOR IN AMERICA
451141	MOBILITY IN SOCIETY
451151	VIOLENCE IN AMERICA
451161	DEATH AND DYING
451171	SOCIOLOGY, HONORS
451181	SOCIOLOGY, RESEARCH
451191	HOLOCAUST
451200	URBAN STUDIES, OTHER
451211	URBAN PROBLEMS
451221	URBAN ECOLOGY
451231	TECHNOLOGY AND URBANIZATION
459900	SOCIAL SCIENCES, OTHER
544501	FUNCTIONAL SOCIAL STUDIES
544509	FUNCTIONAL SOCIAL STUDIES, NOT FOR CREDIT
564500	SPECIAL EDUCATION SOCIAL STUDIES
564501	RESOURCE SOCIAL STUDIES
564509	RESOURCE SOCIAL STUDIES, NOT FOR CREDIT

#### **STUB0410: AMERICAN HISTORY**

CSSC Code	Course Title
320119	CONTEMPORARY ISSUES, BASIC SKILLS (CHANGED TO 451033)

## DETAILED STUB LIST

### ACADEMIC COURSES—CONTINUED

#### **STUB0410: AMERICAN HISTORY—CONTINUED**

CSSC Code	Course Title
330161	U.S. HISTORY, REMEDIAL (CHANGED TO 450809)
450800	HISTORY, OTHER
450801	HISTORY AND GEOGRAPHY 7 - MIDDLE SCHOOL LEVEL
450802	OUR CULTURAL HERITAGE 7 - MIDDLE SCHOOL LEVEL
450803	SOCIAL STUDIES 7, HONORS - MIDDLE SCHOOL LEVEL
450804	UNITED STATES HISTORY 8 - MIDDLE SCHOOL LEVEL
450805	SOCIAL STUDIES 8 - MIDDLE SCHOOL LEVEL
450806	SOCIAL STUDIES 8, HONORS - MIDDLE SCHOOL LEVEL
450807	UNITED STATES HISTORY, STATE AND LOCAL
450808	UNITED STATES HISTORY, ADVANCED PLACEMENT (CHANGED TO 450814)
450809	AMERICAN HISTORY, BASIC
450810	AMERICAN HISTORY
450811	UNITED STATES HISTORY 1
450812	UNITED STATES HISTORY 2
450813	UNITED STATES HISTORY, HONORS
450814	AP AMERICAN HISTORY
450815	WESTWARD MOVEMENT
450816	TWENTIETH CENTURY AMERICA
450817	TWENTIES AND THIRTIES
450818	AMERICA SINCE 1945
450819	NINETEEN SIXTIES
450820	NINETEEN SEVENTIES
450821	REFORM IN AMERICAN HISTORY
450822	AMERICAN INQUIRIES
450823	HISTORIC EVENTS, UNITED STATES
450824	AMERICAN WARS, CAUSES AND EFFECTS
450825	CIVIL WAR
450826	CIVIL WAR, RECONSTRUCTION AND INDUSTRIALISM
450827	WAR AND MODERN CONSCIOUSNESS
450828	WORLD WAR II
450829	UNITED STATES MILITARY HISTORY 1
450830	UNITED STATES MILITARY HISTORY 2
450831	UNITED STATES HISTORY, FIELD STUDY
450832	NORTH AMERICAN HISTORY

### ACADEMIC COURSES—CONTINUED

#### **STUB0410: AMERICAN HISTORY—CONTINUED**

CSSC Code	Course Title
450833	MEXICAN HISTORY
450834	SOUTH AMERICAN HISTORY
450869	HISTORICAL RESEARCH
450874	PRE-IB U.S. HISTORY
451033	CONTEMPORARY ISSUES, BASIC SKILLS

#### **STUB0411: AP/IB/HONORS AMERICAN HISTORY**

CSSC Code	Course Title
450808	UNITED STATES HISTORY, ADVANCED PLACEMENT (CHANGED TO 450814)
450813	UNITED STATES HISTORY, HONORS
450814	AP AMERICAN HISTORY
450874	PRE-IB U.S. HISTORY

#### **STUB0420: WORLD HISTORY**

CSSC Code	Course Title
450835	WORLD HISTORY STUDIES
450836	WORLD HISTORY, COLLEGE
450837	WORLD HISTORY, MODERN
450838	WORLD CIVILIZATION, 20TH CENTURY
450839	WORLD CIVILIZATION, 20TH CENTURY, HONORS
450840	WESTERN CIVILIZATION 9
450841	WESTERN CIVILIZATION 9, HONORS
450842	WESTERN CIVILIZATION, HISTORY
450843	EARLY WESTERN CIVILIZATION
450844	AP WORLD HISTORY
450845	ANCIENT AND CLASSICAL WORLD
450846	ANCIENT GREEK HISTORY
450847	ROME AND HER EMPIRE
450848	ANCIENT HISTORY AND MIDDLE AGES
450849	ENGLISH HISTORY
450850	ENGLISH HISTORY, HONORS
450851	FRENCH REVOLUTION, HONORS
450852	MODERN EUROPE
450853	AP EUROPEAN HISTORY
450854	EUROPEAN HISTORY, 20TH CENTURY

## DETAILED STUB LIST

### ACADEMIC COURSES—CONTINUED

#### **STUB0420: WORLD HISTORY—CONTINUED**

CSSC

Code      Course Title

450855	EUROPEAN HISTORY, ADVANCED READINGS
450856	EUROPEAN HISTORY, MODERN
450857	THIRD WORLD HISTORY
450858	AFRICAN HISTORY
450859	AFRICA, MIDDLE EAST AND LATIN AMERICA
450860	LATIN AMERICAN HISTORY
450861	MIDDLE EAST HISTORY
450862	ISRAEL, HISTORY
450863	EASTERN CIVILIZATION
450864	FAR EAST, HISTORY
450865	ASIAN HISTORY, MODERN
450866	PACIFIC LANDS, HISTORY
450867	RUSSIAN HISTORY
450868	WORLD LEADERS, PAST AND PRESENT
450870	PRE-IB WORLD HISTORY
450871	IB HISTORY OF THE AMERICAS I
450872	IB TWENTIETH CENTURY WORLD TOPICS
450873	IB HISTORY OF EUROPE
450876	IB HISTORY OF THE AMERICAS II
450877	IB CONTEMPORARY HISTORY
450879	ADVANCED WORLD HISTORY

#### **STUB0421: AP/IB/HONORS WESTCIV/EURO HISTORY**

CSSC

Code      Course Title

450836	WORLD HISTORY, COLLEGE
450839	WORLD CIVILIZATION, 20TH CENTURY, HONORS
450841	WESTERN CIVILIZATION 9, HONORS
450844	AP WORLD HISTORY
450850	ENGLISH HISTORY, HONORS
450851	FRENCH REVOLUTION, HONORS
450856	EUROPEAN HISTORY, MODERN
450870	PRE-IB WORLD HISTORY
450871	IB HISTORY OF THE AMERICAS I
450872	IB TWENTIETH CENTURY WORLD TOPICS
450873	IB HISTORY OF EUROPE
450876	IB HISTORY OF THE AMERICAS II
450877	IB CONTEMPORARY HISTORY

### ACADEMIC COURSES—CONTINUED

#### **STUB0430: AMERICAN GOVERNMENT AND POLITICS**

CSSC

Code      Course Title

450900	INTERNATIONAL RELATIONS, OTHER
450911	INTERNATIONAL RELATIONS
450921	INTERNATIONAL RELATIONS, HONORS
450931	INTERNATIONAL LAW
450941	MODEL SECURITY COUNCIL, LOCAL
450951	MODEL UNITED NATIONS, LOCAL
450952	MODEL UNITED NATIONS, NATIONAL
451000	POLITICAL SCIENCE AND GOVERNMENT, OTHER
451001	CIVICS
451002	STATE AND LOCAL GOVERNMENT
451003	GOVERNMENT, BASIC
451004	AMERICAN GOVERNMENT
451005	PRESIDENCY
451006	FRAMEWORK OF THE CONSTITUTION
451007	INDIVIDUAL VS. STATE
451008	NATIONAL STATE AND LOCAL ELECTIONS
451009	ELECTIONS, POLITICS AND MORALITY, HONORS
451010	CONTEMPORARY WORLD AFFAIRS
451011	AMERICAN FOREIGN POLICY
451012	DECISION MAKING IN A CRISIS
451013	AMERICAN HERITAGE, HONORS
451014	CONTEMPORARY AMERICAN POLITICAL ISSUES
451015	CONTEMPORARY AMERICAN POLITICAL ISSUES, HONORS
451016	AMERICAN GOVERNMENT AND ECONOMICS, BASIC
451017	AMERICAN GOVERNMENT AND ECONOMICS
451018	AMERICAN GOVERNMENT AND ECONOMICS, HONORS
451019	COMPARATIVE POLITICAL SYSTEMS, BASIC
451020	COMPARATIVE WORLD GOVERNMENTS
451021	AMERICANISM VS. COMMUNISM
451022	AMERICANISM VS. COMMUNISM, HONORS
451023	COMMUNISM AND ITS GROWTH
451024	CIVICS, HONORS
451025	WRITINGS INFLUENCING GOVERNMENT



## DETAILED STUB LIST

### ACADEMIC COURSES—CONTINUED

#### **STUB0430: AMERICAN GOVERNMENT AND POLITICS—CONTINUED**

CSSC Code	Course Title
451026	GOVERNMENT INTERNSHIP
451027	MODEL SENATE
451028	POLITICAL LEADERSHIP
451029	POLITICAL SCIENCE
451030	POLITICAL SCIENCE, ADVANCED PLACEMENT (CHANGED TO 451035 AND 451036)
451031	POLITICAL SCIENCE AND GOVERNMENT - LOCAL/REGIONAL GOVERNMENT FIEL
451032	POLITICAL TURMOIL
451034	PRE-IB AMERICAN GOVERNMENT/ECONOMICS
451035	AP AMERICAN GOVERNMENT AND POLITICS
451036	AP COMPARATIVE GOVERNMENT AND POLITICS
451037	IB AMERICAN GOVERNMENT

#### **STUB0440: HUMANITIES – OTHER**

CSSC Code	Course Title
050100	AREA STUDIES, OTHER
050101	AREA STUDIES
050102	AMERICAN STUDIES, BASIC
050103	AMERICAN STUDIES, GENERAL
050104	AMERICA'S PEOPLE AND PROBLEMS
050106	NEW ENGLAND STUDIES
050107	OLD SOUTH
050108	AMERICAN WEST
050109	SOUTHWEST UNITED STATES
050110	ANGLO AMERICA
050111	NORTH AMERICA AND CURRENT EVENTS
050112	NORTH AND SOUTH AMERICA
050113	LATIN AMERICA
050114	WORLD STUDIES 1
050115	WORLD STUDIES 2
050117	COMPARATIVE WORLD CULTURES
050118	EUROPEAN CULTURE STUDIES, BASIC

### ACADEMIC COURSES—CONTINUED

#### **STUB0440: HUMANITIES – OTHER—CONTINUED**

CSSC Code	Course Title
050119	EUROPEAN CULTURE STUDIES, GENERAL
050120	EUROPEAN CULTURE STUDIES, HONORS
050121	DEVELOPING NATIONS
050122	AFRICAN AREA STUDIES
050123	AFRICA AND SOUTH AMERICA
050124	ASIAN AND AFRICAN CULTURAL STUDIES, BASIC
050125	ASIAN AND AFRICAN CULTURAL STUDIES, GENERAL
050126	ASIAN AND AFRICAN CULTURAL STUDIES, HONORS
050127	ASIAN STUDIES
050128	HISTORY OF CHINA
050129	ASIA, AFRICA AND MIDEAST
050130	AFRICA AND MIDDLE EAST
050131	MIDDLE EASTERN STUDIES
050132	MIDDLE EAST, WAR FOR SURVIVAL
050133	USSR
050134	SOVIET UNION AND CHINA
050135	SOVIET UNION AND AFRO AMERICAN DEVELOPING NATIONS
050136	HISTORY OF RUSSIA
050137	NEGLECTED WORLD
050138	GLOBAL EDUCATION
050139	PACIFIC RIM NATIONS
050140	CANADIAN AREA STUDIES
050200	ETHNIC STUDIES, OTHER
050211	MINORITIES IN AMERICA
050221	ETHNIC AND FAMILY HERITAGE
050231	AFRO AMERICAN STUDIES
050241	ECONOMICS OF AFRO AMERICANS
050251	INDIANS OF NORTH AMERICA
050261	JEWISH HISTORICAL SIGNIFICANCE
050271	MEXICAN AMERICAN HERITAGE
050281	HAWAIIANA
050291	HAWAIIAN CULTURE STUDIES, MODERN
059900	AREA AND ETHNIC STUDIES, OTHER
090100	COMMUNICATIONS, OTHER GENERAL
090111	MASS MEDIA
090121	INTERCULTURAL COMMUNICATIONS
090300	COMMUNICATIONS RESEARCH, OTHER
090500	PUBLIC RELATIONS, OTHER

## DETAILED STUB LIST

### ACADEMIC COURSES—CONTINUED

#### **STUB0440: HUMANITIES – OTHER— CONTINUED**

CSSC Code	Course Title
090721	TELEVISION AND TASTE
099900	COMMUNICATIONS, OTHER
130100	EDUCATION, OTHER GENERAL
130200	BILINGUAL/BICULTURAL EDUCATION, OTHER
130300	CURRICULUM AND INSTRUCTION, OTHER
130400	EDUCATION ADMINISTRATION, OTHER
130500	EDUCATIONAL MEDIA, OTHER
130600	EVALUATION AND RESEARCH, OTHER
130700	INTERNATIONAL AND COMPARATIVE EDUCATION, OTHER
130800	SCHOOL PSYCHOLOGY, OTHER
130900	SOCIAL FOUNDATIONS, OTHER
131000	SPECIAL EDUCATION, OTHER
131100	STUDENT COUNSELING AND PERSONNEL SERVICES, OTHER
131200	TEACHER EDUCATION, GENERAL PROGRAMS, OTHER
131201	TEACHER TRAINING (LECTURE AND OBSERVATION)
131202	TEACHER TRAINING (ACTIVE PRACTICE/PRACTICUM)
131300	TEACHER EDUCATION, SPECIFIC SUBJECT AREAS, OTHER
131400	TEACHING ENGLISH AS A SECOND LANGUAGE/FOREIGN LANGUAGE, OTHER
139900	EDUCATION, OTHER
220100	LAW, OTHER
220111	LAW FUNDAMENTALS
220121	LAW AND YOU
220131	STREET LAW
240100	LIBERAL/GENERAL STUDIES, OTHER
240111	LIBERAL STUDIES
240141	GIFTED AND TALENTED PROGRAM
300200	CLINICAL PASTORAL CARE, OTHER
300400	HUMANITIES AND SOCIAL SCIENCES, OTHER
300411	HUMANITIES
300421	HUMANITIES, EUROPEAN
300431	HUMANITIES, AMERICAN
300441	HUMANITIES, AFRICAN
300451	HUMANITIES, NEAR EAST AND FAR EAST

### ACADEMIC COURSES—CONTINUED

#### **STUB0440: HUMANITIES – OTHER— CONTINUED**

CSSC Code	Course Title
300500	PEACE STUDIES, OTHER
300600	SYSTEMS SCIENCE, OTHER
300611	FUTURISTICS
300621	ENVIRONMENTAL SCIENCE
300622	UNUSED CODE
300631	ENERGY AND ENVIRONMENT
300700	WOMEN'S STUDIES, OTHER
300711	WOMEN'S STUDIES
300721	WOMEN'S STUDIES IN LITERATURE
309900	MULTI/INTERDISCIPLINARY STUDIES, OTHER
330161	U.S. HISTORY, REMEDIAL (CHANGED TO 450809)
380100	PHILOSOPHY, OTHER
380111	PHILOSOPHY
380112	IB PHILOSOPHY
380121	ETHICS
380131	LOGIC
380141	EPISTEMICS
380142	IB THEORY OF KNOWLEDGE
380151	SOCIAL JUSTICE ISSUES
420100	PSYCHOLOGY, OTHER GENERAL
420111	PSYCHOLOGY
420112	PSYCHOLOGY, ADVANCED
420113	ABNORMAL PSYCHOLOGY
420114	AP PSYCHOLOGY
420115	IB PSYCHOLOGY 1
420116	IB PSYCHOLOGY 2
420200	CLINICAL PSYCHOLOGY, OTHER
420300	COGNITIVE PSYCHOLOGY, OTHER
420311	PSYCHOLOGY OF LEARNING
420321	EDUCATIONAL PSYCHOLOGY
420400	COMMUNITY PSYCHOLOGY, OTHER
420500	COMPARATIVE PSYCHOLOGY, OTHER
420600	COUNSELING PSYCHOLOGY, OTHER
420700	DEVELOPMENTAL PSYCHOLOGY, OTHER
420711	CHILD PSYCHOLOGY
420721	ADOLESCENT PSYCHOLOGY
420731	ADJUSTMENT PSYCHOLOGY
420800	EXPERIMENTAL PSYCHOLOGY, OTHER
420900	INDUSTRIAL AND ORGANIZATIONAL PSYCHOLOGY, OTHER
421000	PERSONALITY PSYCHOLOGY, OTHER

## DETAILED STUB LIST

### ACADEMIC COURSES—CONTINUED

#### **STUB0440: HUMANITIES – OTHER— CONTINUED**

CSSC Code	Course Title
421011	HISTORICAL PERSONALITIES AND IDEAS
421021	HUMANISTIC PSYCHOLOGY
421100	PHYSIOLOGICAL PSYCHOLOGY, OTHER
421200	PSYCHOLINGUISTICS, OTHER
421300	PSYCHOMETRICS, OTHER
421400	PSYCHOPHARMACOLOGY, OTHER
421411	PSYCHOPHARMACOLOGY
421500	QUANTITATIVE PSYCHOLOGY, OTHER
421600	SOCIAL PSYCHOLOGY, OTHER
421611	SOCIAL PSYCHOLOGY
429900	PSYCHOLOGY, OTHER
430100	CRIMINAL JUSTICE, OTHER
430111	LAW ENFORCEMENT
430121	LAW SCIENCE
430200	FIRE PROTECTION, OTHER
430211	FIRE FIGHTING PRACTICES
439900	PROTECTIVE SERVICES, OTHER
440100	PUBLIC AFFAIRS, OTHER GENERAL
440200	COMMUNITY SERVICES, OTHER
440300	INTERNATIONAL PUBLIC SERVICE, OTHER
440400	PUBLIC ADMINISTRATION, OTHER
440500	PUBLIC POLICY STUDIES, OTHER
440600	PUBLIC WORKS, OTHER
440700	SOCIAL WORK, OTHER
440711	HUMAN SERVICES
449900	PUBLIC AFFAIRS, OTHER
450100	SOCIAL SCIENCES, OTHER GENERAL
450111	SOCIAL SCIENCE, INTRODUCTION
450121	SOCIAL SCIENCE, ADVANCED THEORY AND RESEARCH
450131	SOCIAL SCIENCE SEMINAR
450141	SOCIAL STUDIES, INDEPENDENT STUDY
450200	ANTHROPOLOGY, OTHER
450211	ANTHROPOLOGY
450221	COMPARATIVE CULTURAL PATTERNS
450231	ANTHROPOLOGY, MYTH AND MAGIC
450241	CULTURAL ANTHROPOLOGY, RESEARCH
450251	IB SOCIAL ANTHROPOLOGY 1
450252	IB SOCIAL ANTHROPOLOGY 2
450261	HUMAN ORIGINS
450300	ARCHAEOLOGY, OTHER

### ACADEMIC COURSES—CONTINUED

#### **STUB0440: HUMANITIES – OTHER— CONTINUED**

CSSC Code	Course Title
450311	ARCHAEOLOGY
450400	CRIMINOLOGY, OTHER
450500	DEMOGRAPHY, OTHER
450511	POPULATION EDUCATION
450600	ECONOMICS, OTHER
450601	ECONOMICS, THEORY
450602	ECONOMICS AND ECONOMIC PROBLEMS
450603	CONSUMER ECONOMICS
450605	INSURANCE THEORY
450606	INVESTMENT ECONOMICS
450607	TELEVISION AND ECONOMICS
450608	ENERGY EDUCATION
450609	AMERICAN LABOR HISTORY
450610	ECONOMICS, ANALYSIS AND CRITICISM
450611	ECONOMICS, COLLEGE
450612	INTERNATIONAL ECONOMICS
450613	AP MICROECONOMICS
450614	AP MACROECONOMICS
450615	IB MICROECONOMICS
450616	IB MACROECONOMICS
450617	IB ECONOMICS 1
450618	IB ECONOMICS 2
450700	GEOGRAPHY, OTHER
450701	GEOGRAPHY 8 - MIDDLE SCHOOL LEVEL
450702	GEOGRAPHY, UNITED STATES
450703	GEOGRAPHY, NORTH AMERICAN
450704	WORLD GEOGRAPHY
450705	GEOGRAPHY, WESTERN HEMISPHERE AND AFRICA
450706	GEOGRAPHY, EASTERN HEMISPHERE
450707	PHYSICAL GEOGRAPHY
450708	ECONOMIC AND POLITICAL GEOGRAPHY
450709	HUMAN AND CULTURAL GEOGRAPHY
450710	FIELD GEOGRAPHY, HONORS
450711	IB WORLD GEOGRAPHY
450712	AP HUMAN GEOGRAPHY
450801	HISTORY AND GEOGRAPHY 7 - MIDDLE SCHOOL LEVEL
450802	OUR CULTURAL HERITAGE 7 - MIDDLE SCHOOL LEVEL

## DETAILED STUB LIST

### ACADEMIC COURSES—CONTINUED

#### **STUB0440: HUMANITIES – OTHER— CONTINUED**

CSSC Code	Course Title
450804	UNITED STATES HISTORY 8 - MIDDLE SCHOOL LEVEL
450805	SOCIAL STUDIES 8 - MIDDLE SCHOOL LEVEL
450809	AMERICAN HISTORY, BASIC
450833	MEXICAN HISTORY
450834	SOUTH AMERICAN HISTORY
450840	WESTERN CIVILIZATION 9
450841	WESTERN CIVILIZATION 9, HONORS
450842	WESTERN CIVILIZATION, HISTORY
450843	EARLY WESTERN CIVILIZATION
450853	AP EUROPEAN HISTORY
450856	EUROPEAN HISTORY, MODERN
450857	THIRD WORLD HISTORY
450858	AFRICAN HISTORY
450859	AFRICA, MIDDLE EAST AND LATIN AMERICA
450860	LATIN AMERICAN HISTORY
450861	MIDDLE EAST HISTORY
450862	ISRAEL, HISTORY
450863	EASTERN CIVILIZATION
450864	FAR EAST, HISTORY
450865	ASIAN HISTORY, MODERN
450866	PACIFIC LANDS, HISTORY
450881	INTEGRATED ENGLISH/HISTORY 1 (HISTORY)
450882	INTEGRATED ENGLISH/HISTORY 2 (HISTORY)
450883	INTEGRATED ENGLISH/HISTORY 3 (HISTORY)
450900	INTERNATIONAL RELATIONS, OTHER
450911	INTERNATIONAL RELATIONS
450921	INTERNATIONAL RELATIONS, HONORS
450931	INTERNATIONAL LAW
451010	CONTEMPORARY WORLD AFFAIRS
451011	AMERICAN FOREIGN POLICY
451019	COMPARATIVE POLITICAL SYSTEMS, BASIC
451020	COMPARATIVE WORLD GOVERNMENTS
451021	AMERICANISM VS. COMMUNISM
451022	AMERICANISM VS. COMMUNISM, HONORS
451023	COMMUNISM AND ITS GROWTH

### ACADEMIC COURSES—CONTINUED

#### **STUB0440: HUMANITIES – OTHER— CONTINUED**

CSSC Code	Course Title
451030	POLITICAL SCIENCE, ADVANCED PLACEMENT (CHANGED TO 451035 AND 451036)
451100	SOCIOLOGY, OTHER
451111	AMERICAN SOCIAL PROBLEMS, INTRODUCTION
451121	SOCIOLOGY, GENERAL
451131	SOCIOLOGY, ISSUES
451132	THE POOR IN AMERICA
451141	MOBILITY IN SOCIETY
451151	VIOLENCE IN AMERICA
451161	DEATH AND DYING
451171	SOCIOLOGY, HONORS
451181	SOCIOLOGY, RESEARCH
451191	HOLOCAUST
451200	URBAN STUDIES, OTHER
451211	URBAN PROBLEMS
451221	URBAN ECOLOGY
451231	TECHNOLOGY AND URBANIZATION
459900	SOCIAL SCIENCES, OTHER
544501	FUNCTIONAL SOCIAL STUDIES
544509	FUNCTIONAL SOCIAL STUDIES, NOT FOR CREDIT
564500	SPECIAL EDUCATION SOCIAL STUDIES
564501	RESOURCE SOCIAL STUDIES
564509	RESOURCE SOCIAL STUDIES, NOT FOR CREDIT

#### **STUB0441: NON-WESTERN HISTORY**

CSSC Code	Course Title
050113	LATIN AMERICA
050121	DEVELOPING NATIONS
050122	AFRICAN AREA STUDIES
050123	AFRICA AND SOUTH AMERICA
050124	ASIAN AND AFRICAN CULTURAL STUDIES, BASIC
050125	ASIAN AND AFRICAN CULTURAL STUDIES, GENERAL
050126	ASIAN AND AFRICAN CULTURAL STUDIES, HONORS
050127	ASIAN STUDIES

## DETAILED STUB LIST

### ACADEMIC COURSES—CONTINUED

#### **STUB0441: NON-WESTERN HISTORY— CONTINUED**

CSSC Code	Course Title
050128	HISTORY OF CHINA
050129	ASIA, AFRICA AND MIDEAST
050130	AFRICA AND MIDDLE EAST
050131	MIDDLE EASTERN STUDIES
050132	MIDDLE EAST, WAR FOR SURVIVAL
050137	NEGLECTED WORLD
050138	GLOBAL EDUCATION
050139	PACIFIC RIM NATIONS
450833	MEXICAN HISTORY
450834	SOUTH AMERICAN HISTORY
450857	THIRD WORLD HISTORY
450858	AFRICAN HISTORY
450859	AFRICA, MIDDLE EAST AND LATIN AMERICA
450860	LATIN AMERICAN HISTORY
450861	MIDDLE EAST HISTORY
450862	ISRAEL, HISTORY

#### **STUB0441: NON-WESTERN HISTORY**

CSSC Code	Course Title
--------------	--------------

450863	EASTERN CIVILIZATION
450864	FAR EAST, HISTORY
450865	ASIAN HISTORY, MODERN
450866	PACIFIC LANDS, HISTORY

#### **STUB0442: WESTERN HISTORY/CIVILIZATION**

CSSC Code	Course Title
050118	EUROPEAN CULTURE STUDIES, BASIC
050119	EUROPEAN CULTURE STUDIES, GENERAL
050120	EUROPEAN CULTURE STUDIES, HONORS
450840	WESTERN CIVILIZATION 9
450841	WESTERN CIVILIZATION 9, HONORS
450842	WESTERN CIVILIZATION, HISTORY
450843	EARLY WESTERN CIVILIZATION
450853	AP EUROPEAN HISTORY
450856	EUROPEAN HISTORY, MODERN

### ACADEMIC COURSES—CONTINUED

#### **STUB0443: ECONOMICS**

CSSC Code	Course Title
450600	ECONOMICS, OTHER
450601	ECONOMICS, THEORY
450602	ECONOMICS AND ECONOMIC PROBLEMS
450603	CONSUMER ECONOMICS
450606	INVESTMENT ECONOMICS
450607	TELEVISION AND ECONOMICS
450608	ENERGY EDUCATION
450609	AMERICAN LABOR HISTORY
450610	ECONOMICS, ANALYSIS AND CRITICISM
450611	ECONOMICS, COLLEGE
450612	INTERNATIONAL ECONOMICS
450613	AP MICROECONOMICS
450614	AP MACROECONOMICS
450615	IB MICROECONOMICS
450616	IB MACROECONOMICS
450617	IB ECONOMICS 1
450618	IB ECONOMICS 2

#### **STUB0444: GEOGRAPHY**

CSSC Code	Course Title
450700	GEOGRAPHY, OTHER
450701	GEOGRAPHY 8 - MIDDLE SCHOOL LEVEL
450702	GEOGRAPHY, UNITED STATES
450703	GEOGRAPHY, NORTH AMERICAN
450704	WORLD GEOGRAPHY
450705	GEOGRAPHY, WESTERN HEMISPHERE AND AFRICA
450706	GEOGRAPHY, EASTERN HEMISPHERE
450707	PHYSICAL GEOGRAPHY
450708	ECONOMIC AND POLITICAL GEOGRAPHY
450709	HUMAN AND CULTURAL GEOGRAPHY
450710	FIELD GEOGRAPHY, HONORS
450711	IB WORLD GEOGRAPHY
450712	AP HUMAN GEOGRAPHY

## DETAILED STUB LIST

### ACADEMIC COURSES—CONTINUED

#### **STUB0445: SOCIOLOGY/PSYCHOLOGY**

CSSC

Code	Course Title
420100	PSYCHOLOGY, OTHER GENERAL
420111	PSYCHOLOGY
420112	PSYCHOLOGY, ADVANCED
420113	ABNORMAL PSYCHOLOGY
420114	AP PSYCHOLOGY
420115	IB PSYCHOLOGY 1
420116	IB PSYCHOLOGY 2
420200	CLINICAL PSYCHOLOGY, OTHER
420300	COGNITIVE PSYCHOLOGY, OTHER
420311	PSYCHOLOGY OF LEARNING
420321	EDUCATIONAL PSYCHOLOGY
420400	COMMUNITY PSYCHOLOGY, OTHER
420500	COMPARATIVE PSYCHOLOGY, OTHER
420600	COUNSELING PSYCHOLOGY, OTHER
420700	DEVELOPMENTAL PSYCHOLOGY, OTHER
420711	CHILD PSYCHOLOGY
420721	ADOLESCENT PSYCHOLOGY
420731	ADJUSTMENT PSYCHOLOGY
420800	EXPERIMENTAL PSYCHOLOGY, OTHER
420900	INDUSTRIAL AND ORGANIZATIONAL PSYCHOLOGY, OTHER
421000	PERSONALITY PSYCHOLOGY, OTHER
421011	HISTORICAL PERSONALITIES AND IDEAS
421021	HUMANISTIC PSYCHOLOGY
421100	PHYSIOLOGICAL PSYCHOLOGY, OTHER
421200	PSYCHOLINGUISTICS, OTHER
421300	PSYCHOMETRICS, OTHER
421400	PSYCHOPHARMACOLOGY, OTHER
421411	PSYCHOPHARMACOLOGY
421500	QUANTITATIVE PSYCHOLOGY, OTHER
421600	SOCIAL PSYCHOLOGY, OTHER
421611	SOCIAL PSYCHOLOGY
429900	PSYCHOLOGY, OTHER
430100	CRIMINAL JUSTICE, OTHER
430111	LAW ENFORCEMENT
430121	LAW SCIENCE
430200	FIRE PROTECTION, OTHER
430211	FIRE FIGHTING PRACTICES
439900	PROTECTIVE SERVICES, OTHER
451100	SOCIOLOGY, OTHER
451111	AMERICAN SOCIAL PROBLEMS, INTRODUCTION
451121	SOCIOLOGY, GENERAL
451131	SOCIOLOGY, ISSUES

### ACADEMIC COURSES—CONTINUED

#### **STUB0445: SOCIOLOGY/PSYCHOLOGY— CONTINUED**

CSSC

Code	Course Title
451132	THE POOR IN AMERICA
451141	MOBILITY IN SOCIETY
451151	VIOLENCE IN AMERICA
451161	DEATH AND DYING
451171	SOCIOLOGY, HONORS
451181	SOCIOLOGY, RESEARCH
451191	HOLOCAUST

#### **STUB0446: INTERNATIONAL POLITICS**

CSSC

Code	Course Title
450900	INTERNATIONAL RELATIONS, OTHER
450911	INTERNATIONAL RELATIONS
450921	INTERNATIONAL RELATIONS, HONORS
450931	INTERNATIONAL LAW
451010	CONTEMPORARY WORLD AFFAIRS
451011	AMERICAN FOREIGN POLICY
451019	COMPARATIVE POLITICAL SYSTEMS, BASIC
451020	COMPARATIVE WORLD GOVERNMENTS
451021	AMERICANISM VS. COMMUNISM
451022	AMERICANISM VS. COMMUNISM, HONORS
451023	COMMUNISM AND ITS GROWTH
451030	POLITICAL SCIENCE, ADVANCED PLACEMENT (CHANGED TO 451035 AND 451036)

#### **STUB0447: REMEDIAL/BELOW GRADE SOCIAL STUDIES**

CSSC

Code	Course Title
330161	U.S. HISTORY, REMEDIAL (CHANGED TO 450809)
450801	HISTORY AND GEOGRAPHY 7 - MIDDLE SCHOOL LEVEL
450802	OUR CULTURAL HERITAGE 7 - MIDDLE SCHOOL LEVEL

## DETAILED STUB LIST

### ACADEMIC COURSES—CONTINUED

#### **STUB0447: REMEDIAL/BELOW GRADE SOCIAL STUDIES—CONTINUED**

CSSC Code	Course Title
450804	UNITED STATES HISTORY 8 - MIDDLE SCHOOL LEVEL
450805	SOCIAL STUDIES 8 - MIDDLE SCHOOL LEVEL
450809	AMERICAN HISTORY, BASIC

#### **STUB0450: ANY AP/IB/HONORS SOCIAL STUDIES**

CSSC Code	Course Title
050105	AMERICAN STUDIES, HONORS
050116	WORLD STUDIES, HONORS
050120	EUROPEAN CULTURE STUDIES, HONORS
050126	ASIAN AND AFRICAN CULTURAL STUDIES, HONORS
300622	UNUSED CODE
380112	IB PHILOSOPHY
380142	IB THEORY OF KNOWLEDGE
420112	PSYCHOLOGY, ADVANCED
420114	AP PSYCHOLOGY
420115	IB PSYCHOLOGY 1
420116	IB PSYCHOLOGY 2
450251	IB SOCIAL ANTHROPOLOGY 1
450252	IB SOCIAL ANTHROPOLOGY 2
450611	ECONOMICS, COLLEGE
450613	AP MICROECONOMICS
450614	AP MACROECONOMICS
450615	IB MICROECONOMICS
450616	IB MACROECONOMICS
450617	IB ECONOMICS 1
450618	IB ECONOMICS 2
450710	FIELD GEOGRAPHY, HONORS
450711	IB WORLD GEOGRAPHY
450712	AP HUMAN GEOGRAPHY
450808	UNITED STATES HISTORY, ADVANCED PLACEMENT (CHANGED TO 450814)
450813	UNITED STATES HISTORY, HONORS
450814	AP AMERICAN HISTORY
450836	WORLD HISTORY, COLLEGE
450839	WORLD CIVILIZATION, 20TH CENTURY, HONORS

### ACADEMIC COURSES—CONTINUED

#### **STUB0450: ANY AP/IB/HONORS SOCIAL STUDIES—CONTINUED**

CSSC Code	Course Title
450841	WESTERN CIVILIZATION 9, HONORS
450844	AP WORLD HISTORY
450850	ENGLISH HISTORY, HONORS
450851	FRENCH REVOLUTION, HONORS
450856	EUROPEAN HISTORY, MODERN
450870	PRE-IB WORLD HISTORY
450871	IB HISTORY OF THE AMERICAS I
450872	IB TWENTIETH CENTURY WORLD TOPICS
450873	IB HISTORY OF EUROPE
450874	PRE-IB U.S. HISTORY
450876	IB HISTORY OF THE AMERICAS II
450877	IB CONTEMPORARY HISTORY
450879	ADVANCED WORLD HISTORY
450921	INTERNATIONAL RELATIONS, HONORS
451009	ELECTIONS, POLITICS AND MORALITY, HONORS
451013	AMERICAN HERITAGE, HONORS
451015	CONTEMPORARY AMERICAN POLITICAL ISSUES, HONORS
451018	AMERICAN GOVERNMENT AND ECONOMICS, HONORS
451022	AMERICANISM VS. COMMUNISM, HONORS
451024	CIVICS, HONORS
451030	POLITICAL SCIENCE, ADVANCED PLACEMENT (CHANGED TO 451035 AND 451036)
451034	PRE-IB AMERICAN GOVERNMENT/ECONOMICS
451035	AP AMERICAN GOVERNMENT AND POLITICS
451036	AP COMPARATIVE GOVERNMENT AND POLITICS
451037	IB AMERICAN GOVERNMENT
451171	SOCIOLOGY, HONORS

## DETAILED STUB LIST

### ACADEMIC COURSES—CONTINUED

#### **STUB0500: FINE ARTS**

CSSC Code	Course Title
500100	VISUAL AND PERFORMING ARTS, OTHER GENERAL
500111	AESTHETICS
500200	CRAFTS, OTHER
500211	CRAFTS 7 - MIDDLE SCHOOL LEVEL
500212	CRAFTS 8 - MIDDLE SCHOOL LEVEL
500213	CRAFTS 1
500214	CRAFTS 2
500215	CRAFTS 3
500216	CRAFTS 4
500221	CRAFTS 3, ADVANCED
500222	CRAFTS 4, ADVANCED
500231	DECORATOR CRAFTS
500241	ENAMELING
500251	JEWELRY 1
500252	JEWELRY 2
500253	JEWELRY 3
500254	JEWELRY 4
500261	CERAMICS 7 - MIDDLE SCHOOL LEVEL
500262	CERAMICS 8 - MIDDLE SCHOOL LEVEL
500263	CERAMICS 1
500264	CERAMICS 2
500265	CERAMICS 3
500266	CERAMICS 4
500271	TEXTILE DESIGN
500281	MODEL BUILDING
500291	PRINTMAKING 1
500292	PRINTMAKING 2
500300	DANCE, OTHER
500311	MODERN DANCE FOR BEGINNERS 1
500312	MODERN DANCE FOR BEGINNERS 2
500313	MODERN DANCE FOR BEGINNERS 3
500314	MODERN DANCE FOR BEGINNERS 4
500321	MODERN DANCE 1, INTERMEDIATE
500322	MODERN DANCE 2, INTERMEDIATE
500323	MODERN DANCE 3, INTERMEDIATE
500324	MODERN DANCE 4, INTERMEDIATE
500331	DANCE 1, ADVANCED
500332	DANCE 2, ADVANCED
500333	DANCE 3, ADVANCED
500334	DANCE 4, ADVANCED
500335	IB DANCE
500341	PERFORMING DANCE GROUP 1
500342	PERFORMING DANCE GROUP 2
500343	PERFORMING DANCE GROUP 3
500344	PERFORMING DANCE GROUP 4

### ACADEMIC COURSES—CONTINUED

#### **STUB0500: FINE ARTS—CONTINUED**

CSSC Code	Course Title
500351	BALLET AND JAZZ FOR BEGINNERS 1
500352	BALLET AND JAZZ FOR BEGINNERS 2
500353	BALLET AND JAZZ FOR BEGINNERS 3
500354	BALLET AND JAZZ FOR BEGINNERS 4
500361	ETHNIC DANCE
500371	SQUARE DANCE
500381	AEROBIC DANCE
500421	THEATER MAKEUP
500431	LIGHTING FUNDAMENTALS, THEATER
500500	DRAMATIC ARTS, OTHER
500511	STAGECRAFT 1
500512	STAGECRAFT 2
500513	STAGECRAFT 3
500514	STAGECRAFT 4
500521	IMPROVISATION AND MIME
500531	PLAYWRITING
500541	THEATER PRACTICUM CONTRACT
500551	DRAMA, HISTORY
500561	DRAMA, INDEPENDENT STUDY
500571	IB THEATER I
500572	IB THEATER II
500600	FILM ARTS, OTHER
500611	FILM STUDY
500612	LANGUAGE OF THE CINEMA
500613	IB FILM STUDIES
500621	PHOTOGRAPHY 1
500622	PHOTOGRAPHY 2, ELEMENTARY
500623	PHOTOGRAPHY 3, ELEMENTARY
500631	PHOTOGRAPHY 2, ADVANCED
500632	PHOTOGRAPHY 3, ADVANCED
500700	FINE ARTS, OTHER
500701	FINE ARTS 7
500702	FINE ARTS 8
500703	ART, GENERAL
500704	ART 1
500705	ART 2
500706	ART 3
500707	ART 4
500708	ART 1, INDEPENDENT STUDY
500709	ART 2, INDEPENDENT STUDY
500711	ART SERVICES 1
500712	ART SERVICES 2
500713	ART SERVICES 3
500714	DRAWING
500715	PAINTING 1
500716	PAINTING 2



## DETAILED STUB LIST

### ACADEMIC COURSES—CONTINUED

#### **STUB0500: FINE ARTS—CONTINUED**

500717	WATERCOLOR
500718	CARTOONING
500719	MURAL PAINTING
500720	SCULPTURE
500721	SILK SCREEN
500722	ASSEMBLAGE
500723	PRODUCT DESIGN
500724	LIFE DRAWING
500725	CALLIGRAPHY
500726	ART HISTORY AND APPRECIATION
500727	BLACK FINE ARTS
500728	MEXICO, FINE ARTS
500729	BICULTURAL ART
500730	ARTIST IN RESIDENCE PROGRAM
500731	ETHNIC ART HISTORY
500732	ART AS A MULTICULTURAL STUDY
500733	AP ART HISTORY
500734	AP STUDIO ART/GENERAL
500735	AP STUDIO ART/DRAWING
500736	IB ART STUDIES I
500737	IB ART STUDIO I
500738	AP STUDIO ART/2-D DESIGN
500739	AP STUDIO ART/3-D DESIGN
500740	IB ART STUDIES II
500741	IB ART STUDIO II
500742	IB ART I
500743	IB ART II
500900	MUSIC, OTHER
500901	MUSIC 7
500902	MUSIC 8 - MIDDLE SCHOOL LEVEL
500903	BAND 7 - MIDDLE SCHOOL LEVEL
500904	BAND 7, ADVANCED - MIDDLE SCHOOL LEVEL
500905	BAND 8 - MIDDLE SCHOOL LEVEL
500906	BAND 8, ADVANCED - MIDDLE SCHOOL LEVEL
500907	BAND 9 - MIDDLE SCHOOL LEVEL
500908	BAND 9, ADVANCED - MIDDLE SCHOOL LEVEL
500909	BAND, CONCERT
500910	BAND, MARCHING
500911	BAND, SYMPHONIC
500912	ORCHESTRA 7 - MIDDLE SCHOOL LEVEL
500913	ORCHESTRA 7, ADVANCED - MIDDLE SCHOOL LEVEL
500914	ORCHESTRA 8 - MIDDLE SCHOOL LEVEL

### ACADEMIC COURSES—CONTINUED

#### **STUB0500: FINE ARTS—CONTINUED**

500915	ORCHESTRA 8, ADVANCED - MIDDLE SCHOOL LEVEL
500916	ORCHESTRA 1
500917	ORCHESTRA 1, ADVANCED
500918	ORCHESTRA 2
500919	ORCHESTRA 3
500920	ORCHESTRA 4
500921	INSTRUMENTAL STRING CLASS
500922	BRASS AND PERCUSSION CLASS
500923	WIND ENSEMBLE
500924	WOODWIND CLASS
500925	ELECTRONIC MUSIC, INTRODUCTION
500926	ENSEMBLE, INSTRUMENTAL
500927	GUITAR, BEGINNING
500928	GUITAR, INTERMEDIATE
500929	GUITAR, ADVANCED
500930	HANDBELLS
500931	PIANO 1
500932	PIANO 2
500933	ORGAN
500934	MUSIC LESSONS, APPLIED
500935	CHORUS 7 - MIDDLE SCHOOL LEVEL
500936	CHORUS 7, ADVANCED - MIDDLE SCHOOL LEVEL
500937	CHORUS 8 - MIDDLE SCHOOL LEVEL
500938	CHORUS 8, ADVANCED - MIDDLE SCHOOL LEVEL
500939	CHORUS 1
500940	CHORUS 1, ADVANCED
500941	CHORUS 2
500942	CHORUS 2, ADVANCED
500943	CHORUS 3
500944	CHORUS 3, ADVANCED
500945	CHORUS 4
500946	CHORUS 4, ADVANCED
500947	VOCAL ENSEMBLE
500948	VOICE CLASS
500949	HARMONY AND COMPOSITION
500950	ARRANGING
500951	CONDUCTING
500952	MUSIC THEORY
500953	MUSIC HISTORY 7 - MIDDLE SCHOOL LEVEL
500954	MUSIC HISTORY 8
500955	MUSIC HISTORY 1
500956	MUSIC HISTORY 2
500957	MUSIC HISTORY 3
500958	MUSIC HISTORY 4
500959	MUSIC LITERATURE 1

## DETAILED STUB LIST

### ACADEMIC COURSES—CONTINUED

#### **STUB0500: FINE ARTS—CONTINUED**

CSSC

Code	Course Title
500960	MUSIC LITERATURE 2 500961 MUSIC LITERATURE 3
500962	MUSIC LITERATURE 4
500963	MUSIC APPRECIATION
500964	FOLK MUSIC, ETHNIC
500965	MUSIC THEATER
500966	MUSIC, INDEPENDENT STUDY
500967	MUSIC LABORATORY, GENERAL SURVEY
500968	IB MUSIC I
500969	AP MUSIC THEORY
500971	IB MUSIC II
509900	VISUAL AND PERFORMING ARTS, OTHER

#### **STUB0510: FINE ARTS AND CRAFTS**

CSSC

Code	Course Title
500100	VISUAL AND PERFORMING ARTS, OTHER GENERAL
500111	AESTHETICS
500200	CRAFTS, OTHER
500211	CRAFTS 7 - MIDDLE SCHOOL LEVEL
500212	CRAFTS 8 - MIDDLE SCHOOL LEVEL
500213	CRAFTS 1
500214	CRAFTS 2
500215	CRAFTS 3
500216	CRAFTS 4
500221	CRAFTS 3, ADVANCED
500222	CRAFTS 4, ADVANCED
500231	DECORATOR CRAFTS
500241	ENAMELING
500251	JEWELRY 1
500252	JEWELRY 2
500253	JEWELRY 3
500254	JEWELRY 4
500261	CERAMICS 7 - MIDDLE SCHOOL LEVEL
500262	CERAMICS 8 - MIDDLE SCHOOL LEVEL
500263	CERAMICS 1
500264	CERAMICS 2
500265	CERAMICS 3
500266	CERAMICS 4
500271	TEXTILE DESIGN

### ACADEMIC COURSES—CONTINUED

#### **STUB0510: FINE ARTS AND CRAFTS— CONTINUED**

CSSC

Code	Course Title
500281	MODEL BUILDING
500291	PRINTMAKING 1
500292	PRINTMAKING 2
500600	FILM ARTS, OTHER
500611	FILM STUDY
500612	LANGUAGE OF THE CINEMA
500613	IB FILM STUDIES
500621	PHOTOGRAPHY 1
500622	PHOTOGRAPHY 2, ELEMENTARY
500623	PHOTOGRAPHY 3, ELEMENTARY
500631	PHOTOGRAPHY 2, ADVANCED
500632	PHOTOGRAPHY 3, ADVANCED
500700	FINE ARTS, OTHER
500701	FINE ARTS 7
500702	FINE ARTS 8
500703	ART, GENERAL
500704	ART 1
500705	ART 2
500706	ART 3
500707	ART 4
500708	ART 1, INDEPENDENT STUDY
500709	ART 2, INDEPENDENT STUDY
500711	ART SERVICES 1
500712	ART SERVICES 2
500713	ART SERVICES 3
500714	DRAWING
500715	PAINTING 1
500716	PAINTING 2
500717	WATERCOLOR
500718	CARTOONING
500719	MURAL PAINTING
500720	SCULPTURE
500721	SILK SCREEN
500722	ASSEMBLAGE
500723	PRODUCT DESIGN
500724	LIFE DRAWING
500725	CALLIGRAPHY
500726	ART HISTORY AND APPRECIATION
500727	BLACK FINE ARTS
500728	MEXICO, FINE ARTS
500729	BICULTURAL ART
500730	ARTIST IN RESIDENCE PROGRAM
500731	ETHNIC ART HISTORY
500732	ART AS A MULTICULTURAL STUDY

## DETAILED STUB LIST

### ACADEMIC COURSES—CONTINUED

#### **STUB0510: FINE ARTS AND CRAFTS— CONTINUED**

CSSC Code	Course Title
500733	AP ART HISTORY
500734	AP STUDIO ART/GENERAL
500735	AP STUDIO ART/DRAWING
500736	IB ART STUDIES I
500737	IB ART STUDIO I
500738	AP STUDIO ART/2-D DESIGN
500739	AP STUDIO ART/3-D DESIGN
500740	IB ART STUDIES II
500741	IB ART STUDIO II
500742	IB ART I
500743	IB ART II
509900	VISUAL AND PERFORMING ARTS, OTHER

#### **STUB0520: MUSIC**

CSSC Code	Course Title
500900	MUSIC, OTHER
500901	MUSIC 7
500902	MUSIC 8 - MIDDLE SCHOOL LEVEL
500903	BAND 7 - MIDDLE SCHOOL LEVEL
500904	BAND 7, ADVANCED - MIDDLE SCHOOL LEVEL
500905	BAND 8 - MIDDLE SCHOOL LEVEL
500906	BAND 8, ADVANCED - MIDDLE SCHOOL LEVEL
500907	BAND 9 - MIDDLE SCHOOL LEVEL
500908	BAND 9, ADVANCED - MIDDLE SCHOOL LEVEL
500909	BAND, CONCERT
500910	BAND, MARCHING
500911	BAND, SYMPHONIC
500912	ORCHESTRA 7 - MIDDLE SCHOOL LEVEL
500913	ORCHESTRA 7, ADVANCED - MIDDLE SCHOOL LEVEL
500914	ORCHESTRA 8 - MIDDLE SCHOOL LEVEL
500915	ORCHESTRA 8, ADVANCED - MIDDLE SCHOOL LEVEL
500916	ORCHESTRA 1
500917	ORCHESTRA 1, ADVANCED

### ACADEMIC COURSES—CONTINUED

#### **STUB0520: MUSIC—CONTINUED**

CSSC Code	Course Title
500918	ORCHESTRA 2
500919	ORCHESTRA 3
500920	ORCHESTRA 4
500921	INSTRUMENTAL STRING CLASS
500922	BRASS AND PERCUSSION CLASS
500923	WIND ENSEMBLE
500924	WOODWIND CLASS
500925	ELECTRONIC MUSIC, INTRODUCTION
500926	ENSEMBLE, INSTRUMENTAL
500927	GUITAR, BEGINNING
500928	GUITAR, INTERMEDIATE
500929	GUITAR, ADVANCED
500930	HANDBELLS
500931	PIANO 1
500932	PIANO 2
500933	ORGAN
500934	MUSIC LESSONS, APPLIED
500935	CHORUS 7 - MIDDLE SCHOOL LEVEL
500936	CHORUS 7, ADVANCED - MIDDLE SCHOOL LEVEL
500937	CHORUS 8 - MIDDLE SCHOOL LEVEL
500938	CHORUS 8, ADVANCED - MIDDLE SCHOOL LEVEL
500939	CHORUS 1
500940	CHORUS 1, ADVANCED
500941	CHORUS 2
500942	CHORUS 2, ADVANCED
500943	CHORUS 3
500944	CHORUS 3, ADVANCED
500945	CHORUS 4
500946	CHORUS 4, ADVANCED
500947	VOCAL ENSEMBLE
500948	VOICE CLASS
500949	HARMONY AND COMPOSITION
500950	ARRANGING
500951	CONDUCTING
500952	MUSIC THEORY
500953	MUSIC HISTORY 7 - MIDDLE SCHOOL LEVEL
500954	MUSIC HISTORY 8
500955	MUSIC HISTORY 1
500956	MUSIC HISTORY 2
500957	MUSIC HISTORY 3
500958	MUSIC HISTORY 4
500959	MUSIC LITERATURE 1
500960	MUSIC LITERATURE 2

## DETAILED STUB LIST

### ACADEMIC COURSES—CONTINUED

#### **STUB0520: MUSIC—CONTINUED**

CSSC Code	Course Title
500961	MUSIC LITERATURE 3
500962	MUSIC LITERATURE 4
500963	MUSIC APPRECIATION
500964	FOLK MUSIC, ETHNIC
500965	MUSIC THEATER
500966	MUSIC, INDEPENDENT STUDY
500967	MUSIC LABORATORY, GENERAL SURVEY
500968	IB MUSIC I
500969	AP MUSIC THEORY
500971	IB MUSIC II

#### **STUB0530: DRAMA**

CSSC Code	Course Title
500421	THEATER MAKEUP
500431	LIGHTING FUNDAMENTALS, THEATER
500500	DRAMATIC ARTS, OTHER
500511	STAGECRAFT 1
500512	STAGECRAFT 2
500513	STAGECRAFT 3
500514	STAGECRAFT 4
500521	IMPROVISATION AND MIME
500531	PLAYWRITING
500541	THEATER PRACTICUM CONTRACT
500551	DRAMA, HISTORY
500561	DRAMA, INDEPENDENT STUDY
500571	IB THEATER I
500572	IB THEATER II

#### **STUB0540: DANCE**

CSSC Code	Course Title
500300	DANCE, OTHER
500311	MODERN DANCE FOR BEGINNERS 1
500312	MODERN DANCE FOR BEGINNERS 2
500313	MODERN DANCE FOR BEGINNERS 3
500314	MODERN DANCE FOR BEGINNERS 4
500321	MODERN DANCE 1, INTERMEDIATE
500322	MODERN DANCE 2, INTERMEDIATE

### ACADEMIC COURSES—CONTINUED

#### **STUB0540: DANCE—CONTINUED**

CSSC Code	Course Title
500323	MODERN DANCE 3, INTERMEDIATE
500324	MODERN DANCE 4, INTERMEDIATE
500331	DANCE 1, ADVANCED
500332	DANCE 2, ADVANCED
500333	DANCE 3, ADVANCED
500334	DANCE 4, ADVANCED
500335	IB DANCE
500341	PERFORMING DANCE GROUP 1
500342	PERFORMING DANCE GROUP 2
500343	PERFORMING DANCE GROUP 3
500344	PERFORMING DANCE GROUP 4
500351	BALLET AND JAZZ FOR BEGINNERS 1
500352	BALLET AND JAZZ FOR BEGINNERS 2
500353	BALLET AND JAZZ FOR BEGINNERS 3
500354	BALLET AND JAZZ FOR BEGINNERS 4
500361	ETHNIC DANCE
500371	SQUARE DANCE
500381	AEROBIC DANCE

#### **STUB0550: ART/MUSIC APPRECIATION/ HISTORY**

CSSC Code	Course Title
500111	AESTHETICS
500726	ART HISTORY AND APPRECIATION
500727	BLACK FINE ARTS
500728	MEXICO, FINE ARTS
500729	BICULTURAL ART
500730	ARTIST IN RESIDENCE PROGRAM
500731	ETHNIC ART HISTORY
500732	ART AS A MULTICULTURAL STUDY
500733	AP ART HISTORY
500955	MUSIC HISTORY 1
500956	MUSIC HISTORY 2
500957	MUSIC HISTORY 3
500958	MUSIC HISTORY 4
500959	MUSIC LITERATURE 1
500960	MUSIC LITERATURE 2
500961	MUSIC LITERATURE 3
500962	MUSIC LITERATURE 4
500963	MUSIC APPRECIATION

## DETAILED STUB LIST

### ACADEMIC COURSES—CONTINUED

#### **STUB0600: FOREIGN LANGUAGE**

CSSC Code	Course Title
160100	FOREIGN LANGUAGES, MULTIPLE EMPHASIS, OTHER
160111	FOREIGN LANGUAGE, EXPLORATORY
160121	ENGLISH AS A SECOND LANGUAGE 1
160122	ENGLISH AS A SECOND LANGUAGE 2
160123	ENGLISH AS A SECOND LANGUAGE 3
160124	ENGLISH AS A SECOND LANGUAGE, SKILLS LAB
160125	TRANSITIONAL ENGLISH
160200	AFRICAN (NON-SEMITIC) LANGUAGES, OTHER
160211	SWAHILI 1
160212	SWAHILI 2
160221	AMHARIC 1 (ETHIOPIAN)
160222	AMHARIC 2 (ETHIOPIAN)
160300	ASIATIC LANGUAGES, OTHER
160311	CANTONESE 1
160312	CANTONESE 2
160313	CANTONESE 3
160314	CANTONESE 4
160321	MANDARIN 1
160322	MANDARIN 2
160323	MANDARIN 3
160324	MANDARIN 4
160325	MANDARIN 5
160326	IB CHINESE 4
160327	IB CHINESE 5
160328	AP CHINESE LANGUAGE AND CULTURE
160331	JAPANESE 1
160332	JAPANESE 2
160333	JAPANESE 3
160334	JAPANESE 4
160335	JAPANESE 5
160336	FOREIGN LANGUAGE CONTRACT, JAPANESE
160337	IB JAPANESE 4
160338	IB JAPANESE 5
160339	AP JAPANESE LANGUAGE AND CULTURE
160341	HAWAIIAN 1
160342	HAWAIIAN 2
160343	HAWAIIAN 3
160344	HAWAIIAN 4
160345	HAWAIIAN LANGUAGE AND CULTURE
160351	KOREAN 1
160352	KOREAN 2

### ACADEMIC COURSES—CONTINUED

#### **STUB0600: FOREIGN LANGUAGE—CONTINUED**

CSSC Code	Course Title
160353	KOREAN 3
160354	KOREAN 4
160355	KOREAN 5
160400	BALTO-SLAVIC LANGUAGES, OTHER
160411	UKRAINIAN 1
160421	RUSSIAN 1
160422	RUSSIAN 2
160423	RUSSIAN 3
160424	RUSSIAN 4
160425	RUSSIAN 5
160426	RUSSIAN 6
160427	FOREIGN LANGUAGE CONTRACT, RUSSIAN
160428	AP RUSSIAN LANGUAGE AND CULTURE
160431	CZECH 1
160432	CZECH 2
160433	CZECH 3
160441	POLISH 1
160442	POLISH 2
160443	POLISH 3
160444	POLISH 4
160451	FINNISH 1
160452	FINNISH 2
160453	FINNISH 3
160454	FINNISH 4
160455	IB RUSSIAN 4
160456	IB RUSSIAN 5
160500	GERMANIC LANGUAGES, OTHER
160501	DUTCH 1
160502	DUTCH 2
160503	DUTCH 3
160511	GERMAN 7
160512	GERMAN 8 - MIDDLE SCHOOL LEVEL
160513	GERMAN 1
160514	GERMAN 2
160515	GERMAN 3
160516	GERMAN 4
160517	GERMAN 5
160518	GERMAN FIELD-BASED EXPERIENCE
160519	FOREIGN LANGUAGE CONTRACT, GERMAN
160521	NORWEGIAN 1
160522	NORWEGIAN 2
160531	SWEDISH 1
160532	SWEDISH 2
160533	SWEDISH 3

## DETAILED STUB LIST

### ACADEMIC COURSES—CONTINUED

#### **STUB0600: FOREIGN LANGUAGE—CONTINUED**

CSSC Code	Course Title
160541	YIDDISH 1
160542	YIDDISH 2
160543	YIDDISH 3
160544	IB GERMAN 4
160545	IB GERMAN 5
160546	AP GERMAN LANGUAGE
160600	GREEK, OTHER
160611	MODERN GREEK FOR SURVIVAL
160621	MODERN GREEK
160622	MODERN GREEK 2
160623	MODERN GREEK 3
160624	MODERN GREEK 4
160631	CLASSICAL GREEK 1
160632	CLASSICAL GREEK 2
160633	CLASSICAL GREEK 3
160634	CLASSICAL GREEK 4
160700	INDIC LANGUAGES, OTHER
160800	IRANIAN LANGUAGES, OTHER
160900	ITALIC LANGUAGES, OTHER
160901	FRENCH 7 - MIDDLE SCHOOL LEVEL
160902	FRENCH 8 - MIDDLE SCHOOL LEVEL
160903	FRENCH 1
160904	FRENCH 2
160905	FRENCH 3
160906	FRENCH 4
160907	FRENCH 5
160908	FRENCH FIELD-BASED EXPERIENCE
160909	FOREIGN LANGUAGE CONTRACT, FRENCH
160910	FRENCH, CONVERSATIONAL
160911	ITALIAN 7 - MIDDLE SCHOOL LEVEL
160912	ITALIAN 8 - MIDDLE SCHOOL LEVEL
160913	ITALIAN 1
160914	ITALIAN 2
160915	ITALIAN 3
160916	ITALIAN 4
160917	ITALIAN 5
160918	ITALIAN FIELD-BASED EXPERIENCE
160919	FOREIGN LANGUAGE CONTRACT, ITALIAN
160920	LATIN 1
160921	LATIN 2
160922	LATIN 3
160923	LATIN 4
160924	LATIN 5

### ACADEMIC COURSES—CONTINUED

#### **STUB0600: FOREIGN LANGUAGE—CONTINUED**

CSSC Code	Course Title
160925	FOREIGN LANGUAGE CONTRACT, LATIN
160926	PORTUGUESE 1
160927	PORTUGUESE 2
160928	PORTUGUESE 3
160929	PORTUGUESE 4
160930	PORTUGUESE 5
160931	SPANISH 7
160932	SPANISH 8 - MIDDLE SCHOOL LEVEL
160933	SPANISH 1
160934	SPANISH 2
160935	SPANISH 3
160936	SPANISH 4
160937	SPANISH 5
160938	SPANISH FIELD-BASED EXPERIENCE
160939	FOREIGN LANGUAGE CONTRACT, SPANISH
160940	SPANISH FOR NATIVE SPEAKERS (CHANGED TO 161311-161315)
160941	SPANISH FOR TRAVELERS
160942	SPANISH, COMMERCIAL
160943	IB FRENCH 4
160944	IB FRENCH 5
160945	IB SPANISH 4
160946	IB SPANISH 5
160947	AP LATIN
160948	AP LATIN: VERGIL
160949	AP FRENCH LANGUAGE
160950	AP FRENCH LITERATURE
160951	AP SPANISH LANGUAGE
160952	AP SPANISH LITERATURE
160953	IB LATIN 4
160954	IB LATIN 5
160955	AP ITALIAN LANGUAGE AND CULTURE
161000	NATIVE AMERICAN LANGUAGES, OTHER
161100	SEMITIC LANGUAGES, OTHER
161111	HEBREW 1
161112	HEBREW 2
161113	HEBREW 3
161114	HEBREW 4
161115	ARABIC 1
161116	ARABIC 2
161117	ARABIC 3
161118	ARABIC 4

## DETAILED STUB LIST

### ACADEMIC COURSES—CONTINUED

#### **STUB0600: FOREIGN LANGUAGE—CONTINUED**

CSSC

Code      Course Title

161119	FOREIGN LANGUAGE CONTRACT, ARABIC
161200	INDO-EUROPEAN LANGUAGES, OTHER
161211	TURKISH 1
161212	TURKISH 2
161300	NON-ENGLISH LANGUAGES FOR NATIVE SPEAKER, OTHER
161311	SPANISH FOR NATIVE SPEAKERS 1
161312	SPANISH FOR NATIVE SPEAKERS 2
161313	SPANISH FOR NATIVE SPEAKERS 3
161314	SPANISH FOR NATIVE SPEAKERS 4
161315	SPANISH FOR NATIVE SPEAKERS 5
161321	PORTUGUESE FOR NATIVE SPEAKERS 1
161322	PORTUGUESE FOR NATIVE SPEAKERS 2
161323	PORTUGUESE FOR NATIVE SPEAKERS 3
161324	PORTUGUESE FOR NATIVE SPEAKERS 4
161331	ITALIAN FOR NATIVE SPEAKERS 1
161332	ITALIAN FOR NATIVE SPEAKERS 2
161333	ITALIAN FOR NATIVE SPEAKERS 3
161341	JAPANESE FOR NATIVE SPEAKERS 1
161342	JAPANESE FOR NATIVE SPEAKERS 2
161343	JAPANESE FOR NATIVE SPEAKERS 3
161344	JAPANESE FOR NATIVE SPEAKERS 4
161351	CHINESE FOR NATIVE SPEAKERS 1
161352	CHINESE FOR NATIVE SPEAKERS 2
161353	CHINESE FOR NATIVE SPEAKERS 3
161354	CHINESE FOR NATIVE SPEAKERS 4
161361	FRENCH FOR NATIVE SPEAKERS 1
161362	FRENCH FOR NATIVE SPEAKERS 2
161363	FRENCH FOR NATIVE SPEAKERS 3
161364	FRENCH FOR NATIVE SPEAKERS 4
169900	FOREIGN LANGUAGES, OTHER

#### **STUB0601: ANY AP/IB/HONORS FOREIGN LANGUAGE**

CSSC

Code      Course Title

160326	IB CHINESE 4
160327	IB CHINESE 5
160328	AP CHINESE LANGUAGE AND CULTURE
160337	IB JAPANESE 4
160338	IB JAPANESE 5

### ACADEMIC COURSES—CONTINUED

#### **STUB0601: ANY AP/IB/HONORS FOREIGN LANGUAGE—CONTINUED**

CSSC

Code      Course Title

160339	AP JAPANESE LANGUAGE AND CULTURE
160428	AP RUSSIAN LANGUAGE AND CULTURE
160455	IB RUSSIAN 4
160456	IB RUSSIAN 5
160517	GERMAN 5
160544	IB GERMAN 4
160545	IB GERMAN 5
160546	AP GERMAN LANGUAGE
160907	FRENCH 5
160917	ITALIAN 5
160924	LATIN 5
160937	SPANISH 5
160943	IB FRENCH 4
160944	IB FRENCH 5
160945	IB SPANISH 4
160946	IB SPANISH 5
160947	AP LATIN
160948	AP LATIN: VERGIL
160949	AP FRENCH LANGUAGE
160950	AP FRENCH LITERATURE
160951	AP SPANISH LANGUAGE
160952	AP SPANISH LITERATURE
160953	IB LATIN 4
160954	IB LATIN 5
160955	AP ITALIAN LANGUAGE AND CULTURE
161315	SPANISH FOR NATIVE SPEAKERS 5

#### **STUB0610: SURVEY AND ESOL**

CSSC

Code      Course Title

160100	FOREIGN LANGUAGES, MULTIPLE EMPHASIS, OTHER
160111	FOREIGN LANGUAGE, EXPLORATORY
160121	ENGLISH AS A SECOND LANGUAGE 1
160122	ENGLISH AS A SECOND LANGUAGE 2
160123	ENGLISH AS A SECOND LANGUAGE 3
160124	ENGLISH AS A SECOND LANGUAGE, SKILLS LAB

## DETAILED STUB LIST

### ACADEMIC COURSES—CONTINUED

#### **STUB0620: FRENCH**

CSSC Code	Course Title
160901	FRENCH 7 - MIDDLE SCHOOL LEVEL
160902	FRENCH 8 - MIDDLE SCHOOL LEVEL
160903	FRENCH 1
160904	FRENCH 2
160905	FRENCH 3
160906	FRENCH 4
160907	FRENCH 5
160908	FRENCH FIELD-BASED EXPERIENCE
160909	FOREIGN LANGUAGE CONTRACT, FRENCH
160910	FRENCH, CONVERSATIONAL
160943	IB FRENCH 4
160944	IB FRENCH 5
160949	AP FRENCH LANGUAGE
160950	AP FRENCH LITERATURE
161361	FRENCH FOR NATIVE SPEAKERS 1
161362	FRENCH FOR NATIVE SPEAKERS 2
161363	FRENCH FOR NATIVE SPEAKERS 3
161364	FRENCH FOR NATIVE SPEAKERS 4

#### **STUB0630: SPANISH**

CSSC Code	Course Title
160931	SPANISH 7
160932	SPANISH 8 - MIDDLE SCHOOL LEVEL
160933	SPANISH 1
160934	SPANISH 2
160935	SPANISH 3
160936	SPANISH 4
160937	SPANISH 5
160938	SPANISH FIELD-BASED EXPERIENCE
160939	FOREIGN LANGUAGE CONTRACT, SPANISH
160940	SPANISH FOR NATIVE SPEAKERS (CHANGED TO 161311-161315)
160941	SPANISH FOR TRAVELERS
160942	SPANISH, COMMERCIAL
160945	IB SPANISH 4
160946	IB SPANISH 5
160951	AP SPANISH LANGUAGE
160952	AP SPANISH LITERATURE

### ACADEMIC COURSES—CONTINUED

#### **STUB0640: GERMAN**

CSSC Code	Course Title
160501	DUTCH 1
160502	DUTCH 2
160503	DUTCH 3
160511	GERMAN 7
160512	GERMAN 8 - MIDDLE SCHOOL LEVEL
160513	GERMAN 1
160514	GERMAN 2
160515	GERMAN 3
160516	GERMAN 4
160517	GERMAN 5
160518	GERMAN FIELD-BASED EXPERIENCE
160519	FOREIGN LANGUAGE CONTRACT, GERMAN
160544	IB GERMAN 4
160545	IB GERMAN 5
160546	AP GERMAN LANGUAGE

#### **STUB0650: LATIN**

CSSC Code	Course Title
160920	LATIN 1
160921	LATIN 2
160922	LATIN 3
160923	LATIN 4
160924	LATIN 5
160947	AP LATIN
160948	AP LATIN: VERGIL
160953	IB LATIN 4
160954	IB LATIN 5

#### **STUB0660: JAPANESE**

CSSC Code	Course Title
160331	JAPANESE 1
160332	JAPANESE 2
160333	JAPANESE 3
160334	JAPANESE 4
160335	JAPANESE 5
160336	FOREIGN LANGUAGE CONTRACT, JAPANESE



## DETAILED STUB LIST

### ACADEMIC COURSES—CONTINUED

#### **STUB0660: JAPANESE—CONTINUED**

CSSC

Code	Course Title
------	--------------

160337	IB JAPANESE 4
160338	IB JAPANESE 5
160339	AP JAPANESE LANGUAGE AND CULTURE

#### **STUB0670: MANDARIN/CANTONESE**

CSSC

Code	Course Title
------	--------------

160311	CANTONESE 1
160312	CANTONESE 2
160313	CANTONESE 3
160314	CANTONESE 4
160321	MANDARIN 1
160322	MANDARIN 2
160323	MANDARIN 3
160324	MANDARIN 4
160325	MANDARIN 5
160326	IB CHINESE 4
160327	IB CHINESE 5
160328	AP CHINESE LANGUAGE AND CULTURE

#### **STUB0680: RUSSIAN**

CSSC

Code	Course Title
------	--------------

160421	RUSSIAN 1
160422	RUSSIAN 2
160423	RUSSIAN 3
160424	RUSSIAN 4
160425	RUSSIAN 5
160426	RUSSIAN 6
160428	AP RUSSIAN LANGUAGE AND CULTURE
160455	IB RUSSIAN 4
160456	IB RUSSIAN 5

### ACADEMIC COURSES—CONTINUED

#### **STUB0690: FOREIGN LANGUAGE - OTHER**

CSSC

Code	Course Title
------	--------------

160125	TRANSITIONAL ENGLISH
160200	AFRICAN (NON-SEMITIC) LANGUAGES, OTHER
160211	SWAHILI 1
160212	SWAHILI 2
160221	AMHARIC 1 (ETHIOPIAN)
160222	AMHARIC 2 (ETHIOPIAN)
160300	ASIATIC LANGUAGES, OTHER
160341	HAWAIIAN 1
160342	HAWAIIAN 2
160343	HAWAIIAN 3
160344	HAWAIIAN 4
160345	HAWAIIAN LANGUAGE AND CULTURE
160351	KOREAN 1
160352	KOREAN 2
160353	KOREAN 3
160354	KOREAN 4
160355	KOREAN 5
160400	BALTO-SLAVIC LANGUAGES, OTHER
160411	UKRAINIAN 1
160427	FOREIGN LANGUAGE CONTRACT, RUSSIAN
160431	CZECH 1
160432	CZECH 2
160433	CZECH 3
160441	POLISH 1
160442	POLISH 2
160443	POLISH 3
160444	POLISH 4
160451	FINNISH 1
160452	FINNISH 2
160453	FINNISH 3
160454	FINNISH 4
160500	GERMANIC LANGUAGES, OTHER
160521	NORWEGIAN 1
160522	NORWEGIAN 2
160531	SWEDISH 1
160532	SWEDISH 2
160533	SWEDISH 3
160541	YIDDISH 1
160542	YIDDISH 2
160543	YIDDISH 3
160600	GREEK, OTHER
160611	MODERN GREEK FOR SURVIVAL
160621	MODERN GREEK
160622	MODERN GREEK 2

## DETAILED STUB LIST

### ACADEMIC COURSES—CONTINUED

#### **STUB0690: FOREIGN LANGUAGE – OTHER— CONTINUED**

CSSC Code	Course Title
160623	MODERN GREEK 3
160624	MODERN GREEK 4
160631	CLASSICAL GREEK 1
160632	CLASSICAL GREEK 2
160633	CLASSICAL GREEK 3
160634	CLASSICAL GREEK 4
160700	INDIC LANGUAGES, OTHER
160800	IRANIAN LANGUAGES, OTHER
160900	ITALIC LANGUAGES, OTHER
160911	ITALIAN 7 - MIDDLE SCHOOL LEVEL
160912	ITALIAN 8 - MIDDLE SCHOOL LEVEL
160913	ITALIAN 1
160914	ITALIAN 2
160915	ITALIAN 3
160916	ITALIAN 4
160917	ITALIAN 5
160918	ITALIAN FIELD-BASED EXPERIENCE
160919	FOREIGN LANGUAGE CONTRACT, ITALIAN
160925	FOREIGN LANGUAGE CONTRACT, LATIN
160926	PORTUGUESE 1
160927	PORTUGUESE 2
160928	PORTUGUESE 3
160929	PORTUGUESE 4
160930	PORTUGUESE 5
160955	AP ITALIAN LANGUAGE AND CULTURE
161000	NATIVE AMERICAN LANGUAGES, OTHER
161100	SEMITIC LANGUAGES, OTHER
161111	HEBREW 1
161112	HEBREW 2
161113	HEBREW 3
161114	HEBREW 4
161115	ARABIC 1
161116	ARABIC 2
161117	ARABIC 3
161118	ARABIC 4
161119	FOREIGN LANGUAGE CONTRACT, ARABIC
161200	INDO-EUROPEAN LANGUAGES, OTHER
161211	TURKISH 1
161212	TURKISH 2
161300	NON-ENGLISH LANGUAGES FOR NATIVE SPEAKER, OTHER

### ACADEMIC COURSES—CONTINUED

#### **STUB0690: FOREIGN LANGUAGE – OTHER— CONTINUED**

CSSC Code	Course Title
161311	SPANISH FOR NATIVE SPEAKERS 1
161312	SPANISH FOR NATIVE SPEAKERS 2
161313	SPANISH FOR NATIVE SPEAKERS 3
161314	SPANISH FOR NATIVE SPEAKERS 4
161315	SPANISH FOR NATIVE SPEAKERS 5
161321	PORTUGUESE FOR NATIVE SPEAKERS 1
161322	PORTUGUESE FOR NATIVE SPEAKERS 2
161323	PORTUGUESE FOR NATIVE SPEAKERS 3
161324	PORTUGUESE FOR NATIVE SPEAKERS 4
161331	ITALIAN FOR NATIVE SPEAKERS 1
161332	ITALIAN FOR NATIVE SPEAKERS 2
161333	ITALIAN FOR NATIVE SPEAKERS 3
161341	JAPANESE FOR NATIVE SPEAKERS 1
161342	JAPANESE FOR NATIVE SPEAKERS 2
161343	JAPANESE FOR NATIVE SPEAKERS 3
161344	JAPANESE FOR NATIVE SPEAKERS 4
161351	CHINESE FOR NATIVE SPEAKERS 1
161352	CHINESE FOR NATIVE SPEAKERS 2
161353	CHINESE FOR NATIVE SPEAKERS 3
161354	CHINESE FOR NATIVE SPEAKERS 4
169900	FOREIGN LANGUAGES, OTHER

#### **STUB0700: COMPUTER-RELATED STUDIES**

CSSC Code	Course Title
010161	AGRICULTURAL MICROPROCESSING
061200	MANAGEMENT INFORMATION SYSTEMS, OTHER
070300	BUSINESS DATA PROCESSING AND RELATED PROGRAMS, OTHER
070311	COMPUTERS IN BUSINESS
070321	BUSINESS DATA PROCESSING 1
070322	BUSINESS DATA PROCESSING 2
070331	BUSINESS COMPUTER PROGRAMMING 1
070332	BUSINESS COMPUTER PROGRAMMING 2
070341	KEY PUNCH OPERATOR
070351	DATA ENTRY OPERATOR 1
070352	DATA ENTRY OPERATOR 2
070361	KEYBOARDING
070371	PERIPHERAL COMPUTER OPERATOR

## DETAILED STUB LIST

### ACADEMIC COURSES—CONTINUED

#### **STUB0700: COMPUTER-RELATED STUDIES**

CSSC

Code Course Title

070641	WORD PROCESSING 1
070642	WORD PROCESSING 2
070643	WORD PROCESSING 3
110100	COMPUTER AND INFORMATION SCIENCES, OTHER GENERAL
110101	INTRODUCTION TO COMPUTERS (HIGH SCHOOL LEVEL)
110111	COMPUTER APPRECIATION
110112	INTRODUCTION TO INTERNET AND THE WORLD WIDE WEB
110121	COMPUTER MATHEMATICS 1
110122	COMPUTER MATHEMATICS 2
110131	COMPUTER APPLICATIONS
110132	COMPUTER APPLICATIONS, INDEPENDENT STUDY
110141	COMPUTER SCIENCES 3
110142	IB COMPUTER SCIENCE I
110143	AP COMPUTER SCIENCE A
110144	AP COMPUTER SCIENCE AB
110145	IB INFORMATION TECHNOLOGY IN A GLOBAL SOCIETY I
110146	IB INFORMATION TECHNOLOGY IN A GLOBAL SOCIETY II
110147	IB COMPUTER SCIENCE II
110151	ARTIFICIAL INTELLIGENCE
110152	MULTIMEDIA COMPUTER APPLICATIONS
110161	DESKTOP COMPUTER APPLICATION SUITES
110200	COMPUTER PROGRAMMING, OTHER
110211	COMPUTER PROGRAMMING 1
110212	COMPUTER PROGRAMMING 2
110213	COMPUTER PROGRAMMING 3
110221	FORTRAN, INTRODUCTION
110231	PASCAL, INTRODUCTION
110232	ADVANCED PASCAL
110241	BASIC, INTRODUCTION
110242	ADVANCED BASIC
110251	COBOL, INTRODUCTION
110252	ADVANCED COBOL
110261	LOGO, INTRODUCTION
110271	RPG PROGRAMMING, INTRODUCTION
110272	C PROGRAMMING
110273	C++ PROGRAMMING
110274	VISUAL BASIC
110275	ORACLE PROGRAMMING

### ACADEMIC COURSES—CONTINUED

#### **STUB0700: COMPUTER-RELATED STUDIES— CONTINUED**

CSSC

Code Course Title

110300	DATA PROCESSING, OTHER
110311	DATA PROCESSING, INTRODUCTION
110312	DATA PROCESSING, INTERMEDIATE
110313	DATA PROCESSING, ADVANCED
110321	COMPUTER PROGRAMMING - COOPERATIVE EDUCATION
110400	INFORMATION SCIENCES AND SYSTEMS, OTHER
110500	SYSTEMS ANALYSIS, OTHER
110601	HTML
110602	JAVA
110603	WEB SITE DESIGN, DEVELOPMENT
110604	NETWORK ADMINISTRATION/MANAGEMENT 1
110605	NETWORK ADMINISTRATION/MANAGEMENT 2
110606	NETWORK ADMINISTRATION/MANAGEMENT 3
110607	NETWORK ADMINISTRATION/MANAGEMENT 4
119900	COMPUTER AND INFORMATION SCIENCES, OTHER
150431	COMPUTER-ASSISTED DESIGN/DRAFTING (CAD)
150432	COMPUTER-ASSISTED DESIGN/DRAFTING (CAD) 2
150433	COMPUTER-ASSISTED DESIGN/DRAFTING (CAD) 3
150434	COMPUTER-ASSISTED DESIGN/DRAFTING (CAD) 4
151001	PC OPERATING SYSTEMS (CHANGED TO 110604-110607 AND 470191)
210127	INTRODUCTION TO TECHNOLOGY
470191	COMPUTER REPAIR AND MAINTENANCE
480222	GRAPHIC ARTS 2
480223	GRAPHIC ARTS 3
480224	GRAPHIC ARTS 4
480281	DIGITAL DESIGN 1
480282	DIGITAL DESIGN 2
480283	DIGITAL DESIGN 3
500811	COMPUTER GRAPHICS DESIGN
559211	COMPUTER REPAIR AND MAINTENANCE

## DETAILED STUB LIST

### ACADEMIC COURSES—CONTINUED

#### **STUB0710: CLERICAL AND DATA ENTRY**

CSSC

Code      Course Title

070300	BUSINESS DATA PROCESSING AND RELATED PROGRAMS, OTHER
070311	COMPUTERS IN BUSINESS
070321	BUSINESS DATA PROCESSING 1
070322	BUSINESS DATA PROCESSING 2
070331	BUSINESS COMPUTER PROGRAMMING 1
070332	BUSINESS COMPUTER PROGRAMMING 2
070341	KEY PUNCH OPERATOR
070351	DATA ENTRY OPERATOR 1
070352	DATA ENTRY OPERATOR 2
070361	KEYBOARDING
070371	PERIPHERAL COMPUTER OPERATOR
070641	WORD PROCESSING 1
070642	WORD PROCESSING 2
070643	WORD PROCESSING 3
110300	DATA PROCESSING, OTHER
110311	DATA PROCESSING, INTRODUCTION
110312	DATA PROCESSING, INTERMEDIATE
110313	DATA PROCESSING, ADVANCED
110321	COMPUTER PROGRAMMING - COOPERATIVE EDUCATION

#### **STUB0720: COMPUTER APPLICATIONS**

CSSC

Code      Course Title

010161	AGRICULTURAL MICROPROCESSING
061200	MANAGEMENT INFORMATION SYSTEMS, OTHER
110152	MULTIMEDIA COMPUTER APPLICATIONS
110161	DESKTOP COMPUTER APPLICATION SUITES
150431	COMPUTER-ASSISTED DESIGN/DRAFTING (CAD)
150432	COMPUTER-ASSISTED DESIGN/DRAFTING (CAD) 2
150433	COMPUTER-ASSISTED DESIGN/DRAFTING (CAD) 3
150434	COMPUTER-ASSISTED DESIGN/DRAFTING (CAD) 4
210127	INTRODUCTION TO TECHNOLOGY

### ACADEMIC COURSES—CONTINUED

#### **STUB0720: COMPUTER APPLICATIONS— CONTINUED**

CSSC

Code      Course Title

480222	GRAPHIC ARTS 2
480223	GRAPHIC ARTS 3
480224	GRAPHIC ARTS 4
480281	DIGITAL DESIGN 1
480282	DIGITAL DESIGN 2
480283	DIGITAL DESIGN 3
500811	COMPUTER GRAPHICS DESIGN

#### **STUB0730: COMPUTER SCIENCE**

CSSC

Code      Course Title

110100	COMPUTER AND INFORMATION SCIENCES, OTHER GENERAL
110101	INTRODUCTION TO COMPUTERS (HIGH SCHOOL LEVEL)
110111	COMPUTER APPRECIATION
110112	INTRODUCTION TO INTERNET AND THE WORLD WIDE WEB
110121	COMPUTER MATHEMATICS 1
110122	COMPUTER MATHEMATICS 2
110131	COMPUTER APPLICATIONS
110132	COMPUTER APPLICATIONS, INDEPENDENT STUDY
110141	COMPUTER SCIENCES 3
110142	IB COMPUTER SCIENCE I
110143	AP COMPUTER SCIENCE A
110144	AP COMPUTER SCIENCE AB
110145	IB INFORMATION TECHNOLOGY IN A GLOBAL SOCIETY I
110146	IB INFORMATION TECHNOLOGY IN A GLOBAL SOCIETY II
110147	IB COMPUTER SCIENCE II
110151	ARTIFICIAL INTELLIGENCE
110200	COMPUTER PROGRAMMING, OTHER
110211	COMPUTER PROGRAMMING 1
110212	COMPUTER PROGRAMMING 2
110213	COMPUTER PROGRAMMING 3
110221	FORTRAN, INTRODUCTION
110231	PASCAL, INTRODUCTION
110232	ADVANCED PASCAL
110241	BASIC, INTRODUCTION

## DETAILED STUB LIST

### ACADEMIC COURSES—CONTINUED

#### **STUB0730: COMPUTER SCIENCE—CONTINUED**

CSSC Code	Course Title
110242	ADVANCED BASIC
110251	COBOL, INTRODUCTION
110252	ADVANCED COBOL
110261	LOGO, INTRODUCTION
110271	RPG PROGRAMMING, INTRODUCTION
110272	C PROGRAMMING
110273	C++ PROGRAMMING
110274	VISUAL BASIC
110275	ORACLE PROGRAMMING
110400	INFORMATION SCIENCES AND SYSTEMS, OTHER
110500	SYSTEMS ANALYSIS, OTHER
110601	HTML
110602	JAVA
110603	WEB SITE DESIGN, DEVELOPMENT
110604	NETWORK ADMINISTRATION/MANAGEMENT 1
110605	NETWORK ADMINISTRATION/MANAGEMENT 2
110606	NETWORK ADMINISTRATION/MANAGEMENT 3
110607	NETWORK ADMINISTRATION/MANAGEMENT 4
119900	COMPUTER AND INFORMATION SCIENCES, OTHER

#### **STUB0740: COMPUTER AND NETWORK HARDWARE/MAINTENANCE**

CSSC Code	Course Title
151001	PC OPERATING SYSTEMS (CHANGED TO 110604-110607 AND 470191)
470191	COMPUTER REPAIR AND MAINTENANCE
559211	COMPUTER REPAIR AND MAINTENANCE

### VOCATIONAL COURSES

#### **STUB0800: CONSUMER AND HOMEMAKING EDUCATION**

CSSC Code	Course Title
190100	HOME ECONOMICS, OTHER GENERAL
190200	BUSINESS HOME ECONOMICS, OTHER
190300	FAMILY AND COMMUNITY SERVICES, OTHER
190400	FAMILY/CONSUMER RESOURCE MANAGEMENT, OTHER
190500	FOOD SCIENCES AND HUMAN NUTRITION, OTHER
190600	HUMAN ENVIRONMENT AND HOUSING, OTHER
190700	INDIVIDUAL AND FAMILY DEVELOPMENT, OTHER
190800	INTERNATIONAL/COMPARATIVE HOME ECONOMICS, OTHER
190900	TEXTILES AND CLOTHING, OTHER
199900	HOME ECONOMICS, OTHER
200100	CONSUMER AND HOMEMAKING HOME ECONOMICS, OTHER
200111	HOME ECONOMICS 7
200112	HOME ECONOMICS 8
200113	HOME ECONOMICS 1
200114	HOME ECONOMICS 2
200115	HOME ECONOMICS 3
200116	HOME ECONOMICS 4
200117	ADULT ROLES AND FUNCTIONS
200118	COMPREHENSIVE CONSUMER AND HOMEMAKING HOME ECONOMICS, INDEPENDENT
200121	CHILD DEVELOPMENT 8 - MIDDLE SCHOOL LEVEL
200122	CHILD DEVELOPMENT 1
200123	CHILD DEVELOPMENT 2
200124	CHILD DEVELOPMENT 3
200125	CHILD DEVELOPMENT 4
200131	CLOTHING 7 - MIDDLE SCHOOL LEVEL
200132	CLOTHING 8 - MIDDLE SCHOOL LEVEL
200133	CLOTHING 1
200134	CLOTHING 2
200135	CLOTHING 3
200136	CLOTHING 4
200137	TAILORING
200141	CONSUMER EDUCATION
200142	CONSUMER EDUCATION 2
200153	HOME ECONOMICS LABORATORY ASSISTANT
200154	HOME ECONOMICS LEADERSHIP

## DETAILED STUB LIST

### VOCATIONAL COURSES—CONTINUED

#### **STUB0800: CONSUMER AND HOMEMAKING EDUCATION—CONTINUED**

CSSC Code	Course Title
200161	FAMILY HEALTH 1
200162	FAMILY HEALTH 2
200171	FAMILY RELATIONS
200172	MARRIAGE, SOCIETY AND CHANGE
200173	PARENTHOOD
200181	FOODS AND NUTRITION 7 - MIDDLE SCHOOL LEVEL
200182	FOODS AND NUTRITION 8 - MIDDLE SCHOOL LEVEL
200183	FOODS 1
200184	FOODS 2
200185	FOODS 3
200186	FOODS 4
200187	INTERNATIONAL FOODS
200188	NUTRITION
200191	HOME MANAGEMENT 1
200192	HOME MANAGEMENT 2
554011	GENERAL HOME ECONOMICS 1
554021	GENERAL HOME ECONOMICS 2
554031	GENERAL HOME ECONOMICS 3
554111	CHILD DEVELOPMENT 1
554121	CHILD DEVELOPMENT 2
554211	CLOTHING AND TEXTILES 1
554221	CLOTHING AND TEXTILES 2
554311	FOOD AND NUTRITION 1
554321	FOOD AND NUTRITION 2
554511	HOME ECONOMICS WORK EXPERIENCE 1
554521	HOME ECONOMICS WORK EXPERIENCE 2

#### **STUB0900: GENERAL LABOR MARKET PREPARATION**

CSSC Code	Course Title
010151	AGRICULTURAL MATHEMATICS
060511	BUSINESS ECONOMICS
070171	BUSINESS MATHEMATICS 1
070172	BUSINESS MATHEMATICS 2
070411	BUSINESS ENGLISH 1
070412	BUSINESS ENGLISH 2
070711	TYPEWRITING 1

### VOCATIONAL COURSES—CONTINUED

#### **STUB0900: GENERAL LABOR MARKET PREPARATION—CONTINUED**

CSSC Code	Course Title
070721	TYPEWRITING, PERSONAL
080321	JUNIOR ACHIEVEMENT
170651	NURSE'S MATHEMATICS
210100	INDUSTRIAL ARTS, OTHER
210101	INDUSTRIAL ARTS 7 - MIDDLE SCHOOL LEVEL
210102	INDUSTRIAL ARTS 8 - MIDDLE SCHOOL LEVEL
210103	INDUSTRIAL ARTS 1
210104	INDUSTRIAL ARTS 2
210105	INDUSTRIAL ARTS 3
210106	INDUSTRIAL ARTS 4
210107	INDUSTRY AND TECHNOLOGY
210108	INDUSTRIAL PRODUCTION
210109	INDUSTRIAL OCCUPATIONS 1
210119	ELECTRICITY AND ELECTRONICS, INTRODUCTION
210190	INDUSTRIAL ARTS ROTATION/SURVEY
230156	VOCATIONAL ENGLISH
320102	CAREER PREPARATION
320103	CAREER EXPLORATION
320104	WORK EXPERIENCE
320105	WORK EXPERIENCE, ADVANCED
320141	JOINT EFFORT TRAINING (JET)
320151	CAREER SURVEY
510101	EXECUTIVE INTERNSHIP
510102	EXECUTIVE INTERNSHIP 2
510103	INTERNATIONAL CAREERS INTERNSHIP
550101	CAREER EXPLORATION
550109	CAREER EXPLORATION, NOT FOR CREDIT
550201	GENERAL WORK-STUDY/EXPERIENCE
550209	GENERAL WORK-STUDY/EXPERIENCE, NOT FOR CREDIT
550301	GENERAL WORK EXPERIENCE
550309	GENERAL WORK EXPERIENCE, NOT FOR CREDIT
550401	COMBINED VOCATIONAL/ACADEMIC PREPARATION
550409	COMBINED VOCATIONAL/ACADEMIC PREPARATION, NOT FOR CREDIT
551001	GENERAL PRE-VOCATIONAL PREPARATION

## DETAILED STUB LIST

### VOCATIONAL COURSES—CONTINUED

#### **STUB0900: GENERAL LABOR MARKET PREPARATION—CONTINUED**

CSSC Code	Course Title
551009	GENERAL PRE-VOCATIONAL PREPARATION, NOT FOR CREDIT
551411	AGRICULTURAL WORK STUDY
552211	BUSINESS WORK STUDY 1
552221	BUSINESS WORK STUDY 2
553111	HEALTH OCCUPATIONS WORK STUDY 1
553121	HEALTH OCCUPATIONS WORK STUDY 2
554411	HOME ECONOMICS WORK STUDY 1
554421	HOME ECONOMICS WORK STUDY 2
555011	GENERAL INDUSTRIAL ARTS 1
555021	GENERAL INDUSTRIAL ARTS 2
555031	GENERAL INDUSTRIAL ARTS 3
556511	SERVICE OCCUPATIONS WORK STUDY 1
556521	SERVICE OCCUPATIONS WORK STUDY 2
557411	PRECISION PRODUCTION WORK STUDY 1
557421	PRECISION PRODUCTION WORK STUDY 2
558411	CONSTRUCTION TRADES WORK STUDY 1
558421	CONSTRUCTION TRADES WORK STUDY 2
563201	RESOURCE CAREER EXPLORATION/PRE-VOCATIONAL SKILLS
563209	RESOURCE CAREER EXPLORATION/PRE-VOCATIONAL SKILLS, NOT FOR CREDIT
563211	RESOURCE TRANSITION SKILLS
563219	RESOURCE TRANSITION SKILLS, NOT FOR CREDIT

#### **STUB0910: TYPEWRITING 1**

CSSC Code	Course Title
070711	TYPEWRITING 1
070721	TYPEWRITING, PERSONAL

### VOCATIONAL COURSES—CONTINUED

#### **STUB0920: INTRODUCTORY INDUSTRIAL**

CSSC Code	Course Title
210100	INDUSTRIAL ARTS, OTHER
210101	INDUSTRIAL ARTS 7 - MIDDLE SCHOOL LEVEL
210102	INDUSTRIAL ARTS 8 - MIDDLE SCHOOL LEVEL
210103	INDUSTRIAL ARTS 1
210104	INDUSTRIAL ARTS 2
210105	INDUSTRIAL ARTS 3
210106	INDUSTRIAL ARTS 4
210107	INDUSTRY AND TECHNOLOGY
210108	INDUSTRIAL PRODUCTION
210109	INDUSTRIAL OCCUPATIONS 1
210119	ELECTRICITY AND ELECTRONICS, INTRODUCTION
210190	INDUSTRIAL ARTS ROTATION/SURVEY

#### **STUB0930: WORK EXPERIENCE / CAREER EXPLORATION**

CSSC Code	Course Title
080321	JUNIOR ACHIEVEMENT
320102	CAREER PREPARATION
320103	CAREER EXPLORATION
320104	WORK EXPERIENCE
320105	WORK EXPERIENCE, ADVANCED
320141	JOINT EFFORT TRAINING (JET)
320151	CAREER SURVEY
510101	EXECUTIVE INTERNSHIP
510102	EXECUTIVE INTERNSHIP 2
510103	INTERNATIONAL CAREERS INTERNSHIP
550101	CAREER EXPLORATION
550109	CAREER EXPLORATION, NOT FOR CREDIT
550201	GENERAL WORK-STUDY/EXPERIENCE
550209	GENERAL WORK-STUDY/EXPERIENCE, NOT FOR CREDIT
550301	GENERAL WORK EXPERIENCE
550309	GENERAL WORK EXPERIENCE, NOT FOR CREDIT
550401	COMBINED VOCATIONAL/ACADEMIC PREPARATION

## DETAILED STUB LIST

### VOCATIONAL COURSES—CONTINUED

#### **STUB0930: WORK EXPERIENCE / CAREER EXPLORATION—CONTINUED**

CSSC Code	Course Title
550409	COMBINED VOCATIONAL/ACADEMIC PREPARATION, NOT FOR CREDIT
551001	GENERAL PRE-VOCATIONAL PREPARATION
551009	GENERAL PRE-VOCATIONAL PREPARATION, NOT FOR CREDIT
551411	AGRICULTURAL WORK STUDY
552211	BUSINESS WORK STUDY 1
552221	BUSINESS WORK STUDY 2
553111	HEALTH OCCUPATIONS WORK STUDY 1
553121	HEALTH OCCUPATIONS WORK STUDY 2
554411	HOME ECONOMICS WORK STUDY 1
554421	HOME ECONOMICS WORK STUDY 2
555011	GENERAL INDUSTRIAL ARTS 1
555021	GENERAL INDUSTRIAL ARTS 2
555031	GENERAL INDUSTRIAL ARTS 3
556511	SERVICE OCCUPATIONS WORK STUDY 1
556521	SERVICE OCCUPATIONS WORK STUDY 2
557411	PRECISION PRODUCTION WORK STUDY 1
557421	PRECISION PRODUCTION WORK STUDY 2
558411	CONSTRUCTION TRADES WORK STUDY 1
558421	CONSTRUCTION TRADES WORK STUDY 2
563201	RESOURCE CAREER EXPLORATION/PRE-VOCATIONAL SKILLS
563209	RESOURCE CAREER EXPLORATION/PRE-VOCATIONAL SKILLS, NOT FOR CREDIT
563211	RESOURCE TRANSITION SKILLS
563219	RESOURCE TRANSITION SKILLS, NOT FOR CREDIT

### VOCATIONAL COURSES—CONTINUED

#### **STUB0940: GENERAL LABOR MARKET SKILLS**

CSSC Code	Course Title
010151	AGRICULTURAL MATHEMATICS
060511	BUSINESS ECONOMICS
070171	BUSINESS MATHEMATICS 1
070172	BUSINESS MATHEMATICS 2
070411	BUSINESS ENGLISH 1
070412	BUSINESS ENGLISH 2
170651	NURSE'S MATHEMATICS
230156	VOCATIONAL ENGLISH

#### **STUB1000: SPECIFIC LABOR MARKET PREPARATION**

CSSC Code	Course Title
010100	AGRICULTURAL BUSINESS AND MANAGEMENT, OTHER
010111	AGRIBUSINESS, INTRODUCTION
010121	AGRICULTURAL BUSINESS OPERATION
010131	FARM AND RANCH MANAGEMENT
010141	STATE AND COMMUNITY AGRICULTURE
010161	AGRICULTURAL MICROPROCESSING
010171	AGRICULTURE COOPERATIVES
010172	AGRICULTURAL COOPERATIVE EDUCATION 2
010181	AGRICULTURE, INDEPENDENT STUDY
010182	SOEP - SUPERVISED OCCUPATIONAL EXPERIENCE PROGRAM
010200	AGRICULTURAL MECHANICS, OTHER
010211	AGRICULTURAL MECHANICS, GENERAL
010212	AGRICULTURAL MECHANICS 2
010213	AGRICULTURAL MECHANICS 3
010214	AGRICULTURAL MECHANICS 4
010221	WELDING, AGRICULTURAL
010231	POWER AND MACHINERY, AGRICULTURAL
010241	FARM CONSTRUCTION
010251	ELECTRICITY AND ELECTRONICS, AGRICULTURAL
010261	SOIL AND WATER MECHANICAL PRACTICES
010271	SURVEYING, AGRICULTURAL
010300	AGRICULTURAL PRODUCTION, OTHER



## DETAILED STUB LIST

### VOCATIONAL COURSES—CONTINUED

#### **STUB1000: SPECIFIC LABOR MARKET PREPARATION—CONTINUED**

CSSC Code	Course Title
010311	AGRICULTURAL PRODUCTION, GENERAL
010312	AGRICULTURE TECHNOLOGY 1
010313	AGRICULTURE TECHNOLOGY 2
010321	ANIMAL PRODUCTION
010331	CROP PRODUCTION
010400	AGRICULTURAL PRODUCTS AND PROCESSING, OTHER
010411	AGRICULTURAL PRODUCTS AND PROCESSING 1
010412	AGRICULTURAL PRODUCTS AND PROCESSING 2
010421	AGRICULTURAL PRODUCTS AND PROCESSING - COOPERATIVE EDUCATION
010500	AGRICULTURAL SERVICES AND SUPPLIES, OTHER
010511	AGRICULTURAL SUPPLIES MARKETING
010521	ANIMAL GROOMING
010600	HORTICULTURE, OTHER
010611	HORTICULTURE
010621	FLORICULTURE
010631	LANDSCAPING
010632	LANDSCAPING, ADVANCED
010641	GREENHOUSE MANAGEMENT
010651	NURSERY OPERATIONS AND MANAGEMENT
010661	HORTICULTURE POWER EQUIPMENT OPERATION AND MAINTENANCE
010662	HORTICULTURAL MECHANICS 2
010671	TURF MANAGEMENT
010681	FRUIT AND VEGETABLE PRODUCTION
010700	INTERNATIONAL AGRICULTURE, OTHER
019900	AGRIBUSINESS AND AGRICULTURAL PRODUCTION, OTHER
020100	AGRICULTURAL SCIENCES, OTHER GENERAL
020111	AGRICULTURAL SCIENCES, GENERAL
020121	AGRICULTURAL OCCUPATIONS 1
020122	AGRICULTURAL OCCUPATIONS 2
020123	AGRICULTURAL OCCUPATIONS 3
020124	AGRICULTURAL OCCUPATIONS 4
020125	PLANT AND ANIMAL SCIENCES
020126	AGRICULTURAL BIOLOGY

### VOCATIONAL COURSES—CONTINUED

#### **STUB1000: SPECIFIC LABOR MARKET PREPARATION—CONTINUED**

CSSC Code	Course Title
020200	ANIMAL SCIENCES, OTHER
020211	ANIMAL SCIENCES 1
020212	ANIMAL SCIENCES 2
020221	LIVESTOCK 9
020222	LIVESTOCK 10
020231	POULTRY
020241	DAIRY PRODUCTION
020251	NUTRITION AND FEEDS
020261	HORSE PRODUCTION
020262	HORSESHOEING/FARRIER TRAINING
020271	SMALL ANIMAL PRODUCTION 1
020272	SMALL ANIMAL PRODUCTION 2
020281	FISH PRODUCTION
020300	FOOD SCIENCES, OTHER
020400	PLANT SCIENCES, OTHER
020411	AGRONOMY
020421	ORNAMENTAL HORTICULTURE 1
020422	ORNAMENTAL HORTICULTURE 2
020423	ORNAMENTAL HORTICULTURE 3
020500	SOIL SCIENCES, OTHER
020511	SOIL SCIENCES, GENERAL
020521	FERTILIZERS AND CHEMICALS
029900	AGRICULTURAL SCIENCES, OTHER
030100	RENEWABLE NATURAL RESOURCES, OTHER GENERAL
030200	CONSERVATION AND REGULATION, OTHER
030211	CONSERVATION AND REGULATION
030212	ENVIRONMENTAL MANAGEMENT 1
030213	ENVIRONMENTAL MANAGEMENT 2
030221	ENVIRONMENTAL MANAGEMENT - COOPERATIVE EDUCATION
030300	FISHING AND FISHERIES, OTHER
030311	WATERMAN OCCUPATIONS
030400	FORESTRY PRODUCTION AND PROCESSING, OTHER
030500	FORESTRY AND RELATED SCIENCES, OTHER
030511	FORESTRY SCIENCE 1
030512	FORESTRY SCIENCE 2
030521	FORESTRY OCCUPATIONS - WORK EXPERIENCE
030600	WILDLIFE MANAGEMENT, OTHER
030611	WILDLIFE MANAGEMENT
030621	RURAL RECREATION

## DETAILED STUB LIST

### VOCATIONAL COURSES—CONTINUED

#### **STUB1000: SPECIFIC LABOR MARKET PREPARATION—CONTINUED**

CSSC Code	Course Title
030700	MARINE MANAGEMENT AND OCEANOGRAPHY, OTHER
030711	MARINE MANAGEMENT/OCEANOGRAPHY 1
030712	MARINE MANAGEMENT/OCEANOGRAPHY 2
039900	RENEWABLE NATURAL RESOURCES, OTHER
040100	ARCHITECTURE AND ENVIRONMENTAL DESIGN, OTHER GENERAL
040200	ARCHITECTURE, OTHER
040211	ARCHITECTURE, INTRODUCTION
040212	ARCHITECTURE, ADVANCED
040221	ARCHITECTURAL THEORY
040300	CITY, COMMUNITY, AND REGIONAL PLANNING, OTHER
040400	ENVIRONMENTAL DESIGN, OTHER
040500	INTERIOR DESIGN, OTHER
040511	INTERIOR DESIGN
040600	LANDSCAPE ARCHITECTURE, OTHER
040700	URBAN DESIGN, OTHER
049900	ARCHITECTURE AND ENVIRONMENTAL DESIGN, OTHER
060100	BUSINESS AND MANAGEMENT, OTHER GENERAL
060111	BUSINESS INTRODUCTION
060121	BUSINESS LAW
060131	BUSINESS, INDEPENDENT STUDY
060141	BUSINESS EDUCATION, COOPERATIVE
060151	IB BUSINESS AND MANAGEMENT
060200	ACCOUNTING, OTHER
060211	ACCOUNTING/BUSINESS MANAGEMENT CAREERS - INTEGRATED CURRICULUM
060300	BANKING AND FINANCE, OTHER
060311	FINANCIAL CAREERS
060321	REAL ESTATE FINANCE
060331	CONSUMER LENDING
060400	BUSINESS ADMINISTRATION AND MANAGEMENT, OTHER
060411	BUSINESS ORGANIZATION AND MANAGEMENT
060421	VIRTUAL BUSINESS/ENTERPRISE
060500	BUSINESS ECONOMICS, OTHER

### VOCATIONAL COURSES—CONTINUED

#### **STUB1000: SPECIFIC LABOR MARKET PREPARATION—CONTINUED**

CSSC Code	Course Title
060600	HUMAN RESOURCES DEVELOPMENT, OTHER
060700	INSTITUTIONAL MANAGEMENT, OTHER
060711	HOTEL AND MOTEL MANAGEMENT
060712	HOTEL AND MOTEL TRAINING
060800	INSURANCE AND RISK MANAGEMENT, OTHER
060811	INSURANCE CAREERS
060900	INTERNATIONAL BUSINESS MANAGEMENT, OTHER
061000	INVESTMENTS AND SECURITIES, OTHER
061011	INVESTMENTS AND TAXATION
061100	LABOR INDUSTRIAL RELATIONS, OTHER
061200	MANAGEMENT INFORMATION SYSTEMS, OTHER
061300	MANAGEMENT SCIENCE, OTHER
061400	MARKETING MANAGEMENT AND RESEARCH, OTHER
061411	MARKETING MANAGEMENT AND DECISION MAKING
061500	ORGANIZATIONAL BEHAVIOR, OTHER
061600	PERSONNEL MANAGEMENT, OTHER
061700	REAL ESTATE, OTHER
061711	REAL ESTATE MARKETING
061800	SMALL BUSINESS MANAGEMENT AND OWNERSHIP, OTHER
061811	SMALL BUSINESS MANAGEMENT
061900	TAXATION, OTHER
062000	TRADE AND INDUSTRIAL SUPERVISION AND MANAGEMENT, OTHER
069900	BUSINESS AND MANAGEMENT, OTHER
070100	ACCOUNTING, BOOKKEEPING, AND RELATED PROGRAMS, OTHER
070111	BOOKKEEPING 1
070112	BOOKKEEPING 2
070121	ACCOUNTING 1
070122	ACCOUNTING 2
070131	ACCOUNTING, COLLEGE
070141	BOOKKEEPING AND ACCOUNTING 1
070142	BOOKKEEPING AND ACCOUNTING 2
070151	RECORDKEEPING 1
070152	RECORDKEEPING 2

## DETAILED STUB LIST

### VOCATIONAL COURSES—CONTINUED

#### **STUB1000: SPECIFIC LABOR MARKET PREPARATION—CONTINUED**

CSSC Code	Course Title
070161	OFFICE MACHINES
070162	OFFICE MACHINES, VOCATIONAL
070200	BANKING AND RELATED FINANCIAL PROGRAMS, OTHER
070201	BANKING AND FINANCIAL CAREERS
070211	BANK TELLER
070221	FINANCIAL MATHEMATICS
070231	BANK PROOF OPERATOR
070241	BANK DATA ENTRY OCCUPATIONS
070251	BANKING AND FINANCIAL CAREERS - COOPERATIVE EDUCATION
070300	BUSINESS DATA PROCESSING AND RELATED PROGRAMS, OTHER
070311	COMPUTERS IN BUSINESS
070321	BUSINESS DATA PROCESSING 1
070322	BUSINESS DATA PROCESSING 2
070331	BUSINESS COMPUTER PROGRAMMING 1
070332	BUSINESS COMPUTER PROGRAMMING 2
070341	KEY PUNCH OPERATOR
070351	DATA ENTRY OPERATOR 1
070352	DATA ENTRY OPERATOR 2
070361	KEYBOARDING
070371	PERIPHERAL COMPUTER OPERATOR
070400	OFFICE SUPERVISION AND MANAGEMENT, OTHER
070413	BUSINESS ENGLISH 3
070414	BUSINESS ENGLISH 4
070500	PERSONNEL AND TRAINING PROGRAMS, OTHER
070600	SECRETARIAL AND RELATED PROGRAMS, OTHER
070611	SHORTHAND 1
070612	SHORTHAND 2
070621	TRANSCRIPTION
070631	SECRETARIAL ADMINISTRATION 1
070632	SECRETARIAL ADMINISTRATION 2
070641	WORD PROCESSING 1
070642	WORD PROCESSING 2
070643	WORD PROCESSING 3
070651	REPROGRAPHICS
070661	LEGAL OFFICE PROCEDURES
070662	COURT REPORTER
070671	MEDICAL OFFICE PROCEDURES

### VOCATIONAL COURSES—CONTINUED

#### **STUB1000: SPECIFIC LABOR MARKET PREPARATION—CONTINUED**

CSSC Code	Course Title
070681	LEGAL/MEDICAL OFFICE PROCEDURES
070700	TYPING, GENERAL OFFICE, AND RELATED PROGRAMS, OTHER
070712	TYPEWRITING 2
070713	TYPEWRITING 3
070731	OFFICE PROCEDURES 1
070732	OFFICE PROCEDURES 2
070733	SIMULATED OFFICE
070741	OFFICE EDUCATION 1, COOPERATIVE
070742	OFFICE EDUCATION 2, COOPERATIVE
079900	BUSINESS AND OFFICE, OTHER
080100	APPAREL AND ACCESSORIES MARKETING, OTHER
080111	FASHION MERCHANDISING
080121	FASHION DESIGN AND ILLUSTRATION
080131	FASHION MERCHANDISING - COOPERATIVE EDUCATION 1
080132	FASHION MERCHANDISING - COOPERATIVE EDUCATION 2
080200	BUSINESS AND PERSONAL SERVICES MARKETING, OTHER
080300	ENTREPRENEURSHIP, OTHER
080311	STARTING YOUR OWN BUSINESS
080331	E-COMMERCE
080400	FINANCIAL SERVICES MARKETING, OTHER
080500	FLORISTRY, FARM AND GARDEN SUPPLIES MARKETING, OTHER
080511	FLORAL SALES
080600	FOOD MARKETING, OTHER
080611	FOOD MARKETING/DISTRIBUTION - OVERVIEW
080612	GROCERY MANAGEMENT
080621	FOOD MARKETING - COOPERATIVE EDUCATION 1
080622	FOOD MARKETING - COOPERATIVE EDUCATION 2
080700	GENERAL MARKETING, OTHER
080711	DISTRIBUTIVE EDUCATION 1
080712	DISTRIBUTIVE EDUCATION 2
080713	DISTRIBUTIVE EDUCATION 3
080721	DISTRIBUTIVE EDUCATION 1, COOPERATIVE
080722	DISTRIBUTIVE EDUCATION 2, COOPERATIVE

## DETAILED STUB LIST

### VOCATIONAL COURSES—CONTINUED

#### **STUB1000: SPECIFIC LABOR MARKET PREPARATION—CONTINUED**

CSSC Code	Course Title
080731	SALESMANSHIP
080741	RETAIL LEARNING LABORATORY
080751	CASHIER CHECKER TRAINING
080761	WAREHOUSING INDUSTRIAL AND WHOLESALE MATERIAL HANDLING
080771	DISTRIBUTIVE EDUCATION, INDEPENDENT STUDY
080781	TELEPHONE SERVICE REPRESENTATIVE
080782	TELEPHONE DIRECTORY ASSISTANT
080800	HOME AND OFFICE PRODUCTS MARKETING, OTHER
080811	COMPUTER SALES REPRESENTATIVE
080900	HOSPITALITY AND RECREATION MARKETING, OTHER
080911	ORIENTATION TO HOSPITALITY CAREERS
080921	HOSPITALITY SALES 1
080922	HOSPITALITY SALES 2
081000	INSURANCE MARKETING, OTHER
081100	TRANSPORTATION AND TRAVEL MARKETING, OTHER
081111	TOURISM SERVICES
081121	ENTERTAINMENT PARK/TOURISM - COOPERATIVE EDUCATION
081200	VEHICLES AND PETROLEUM MARKETING, OTHER
081211	AUTO PARTS MERCHANDISING
081221	AUTOMOTIVE PROFESSIONAL TRAINING
081300	SPORTS AND ENTERTAINMENT MARKETING, OTHER
089900	MARKETING AND DISTRIBUTION, OTHER
090200	ADVERTISING, OTHER
090211	ADVERTISING
090600	RADIO/TELEVISION NEWS BROADCAST, OTHER
090611	BROADCAST JOURNALISM
090612	CAREERS IN RADIO/TELEVISION BROADCASTING
090700	RADIO/TELEVISION, OTHER GENERAL
090711	BROADCASTING, INTRODUCTION

### VOCATIONAL COURSES—CONTINUED

#### **STUB1000: SPECIFIC LABOR MARKET PREPARATION—CONTINUED**

CSSC Code	Course Title
090831	CRYPTOGRAPHY
100100	COMMUNICATION TECHNOLOGIES, OTHER
100111	WORLD OF COMMUNICATIONS
100112	TELECOMMUNICATIONS
100121	COMMUNICATIONS MEDIA PRODUCTION
100131	PHOTOGRAPHY, COMMERCIAL
100132	PHOTOGRAPHY, ADVANCED COMMERCIAL
100141	BROADCAST MANAGEMENT 1
100142	BROADCAST MANAGEMENT 2
100143	BROADCASTING PRACTICUM
100151	FILM MAKING AND PRODUCTION 1
100152	FILM MAKING AND PRODUCTION 2
100161	RADIO PRODUCTION
100171	TELEVISION PRODUCTION 1
100172	TELEVISION PRODUCTION 2
100173	TELEVISION PRODUCTION 3
100174	TELEVISION PRODUCTION 4
100181	CABLE TELEVISION
100191	RADIO/TELEVISION PRODUCTION 1
100192	RADIO/TELEVISION PRODUCTION 2
100201	IB COMMUNICATIONS
110100	COMPUTER AND INFORMATION SCIENCES, OTHER GENERAL
110101	INTRODUCTION TO COMPUTERS (HIGH SCHOOL LEVEL)
110112	INTRODUCTION TO INTERNET AND THE WORLD WIDE WEB
110131	COMPUTER APPLICATIONS
110132	COMPUTER APPLICATIONS, INDEPENDENT STUDY
110141	COMPUTER SCIENCES 3
110142	IB COMPUTER SCIENCE I
110143	AP COMPUTER SCIENCE A
110144	AP COMPUTER SCIENCE AB
110145	IB INFORMATION TECHNOLOGY IN A GLOBAL SOCIETY I
110146	IB INFORMATION TECHNOLOGY IN A GLOBAL SOCIETY II
110147	IB COMPUTER SCIENCE II
110151	ARTIFICIAL INTELLIGENCE
110152	MULTIMEDIA COMPUTER APPLICATIONS

## DETAILED STUB LIST

### VOCATIONAL COURSES—CONTINUED

#### **STUB1000: SPECIFIC LABOR MARKET PREPARATION—CONTINUED**

CSSC Code	Course Title
110161	DESKTOP COMPUTER APPLICATION SUITES
110200	COMPUTER PROGRAMMING, OTHER
110211	COMPUTER PROGRAMMING 1
110212	COMPUTER PROGRAMMING 2
110213	COMPUTER PROGRAMMING 3
110221	FORTRAN, INTRODUCTION
110231	PASCAL, INTRODUCTION
110232	ADVANCED PASCAL
110241	BASIC, INTRODUCTION
110242	ADVANCED BASIC
110251	COBOL, INTRODUCTION
110252	ADVANCED COBOL
110261	LOGO, INTRODUCTION
110271	RPG PROGRAMMING, INTRODUCTION
110272	C PROGRAMMING
110273	C++ PROGRAMMING
110274	VISUAL BASIC
110275	ORACLE PROGRAMMING
110300	DATA PROCESSING, OTHER
110311	DATA PROCESSING, INTRODUCTION
110312	DATA PROCESSING, INTERMEDIATE
110313	DATA PROCESSING, ADVANCED
110321	COMPUTER PROGRAMMING - COOPERATIVE EDUCATION
110601	HTML
110602	JAVA
110603	WEB SITE DESIGN, DEVELOPMENT
110604	NETWORK ADMINISTRATION/ MANAGEMENT 1
110605	NETWORK ADMINISTRATION/ MANAGEMENT 2
110606	NETWORK ADMINISTRATION/ MANAGEMENT 3
110607	NETWORK ADMINISTRATION/ MANAGEMENT 4
120100	DRY CLEANING AND LAUNDERING SERVICES, OTHER
120111	DRY CLEANING 1
120112	DRY CLEANING 2
120300	FUNERAL SERVICES, OTHER
120400	PERSONAL SERVICES, OTHER
120411	COSMETOLOGY
120412	COSMETOLOGY 2
120413	COSMETOLOGY 3

### VOCATIONAL COURSES—CONTINUED

#### **STUB1000: SPECIFIC LABOR MARKET PREPARATION—CONTINUED**

CSSC Code	Course Title
120414	COSMETOLOGY - COOPERATIVE EDUCATION 2, PART 1
120415	COSMETOLOGY - COOPERATIVE EDUCATION 2, PART 2
120421	BARBERING 1
120422	BARBERING 2
120423	BARBERING 3
120431	PERSONAL SERVICES OCCUPATIONS
120511	GENERAL SERVICES OCCUPATIONS 1
120512	GENERAL SERVICES OCCUPATIONS 2
120513	GENERAL SERVICES OCCUPATIONS 3
120514	GENERAL SERVICES OCCUPATIONS 4
120521	BUILDING AND GROUNDS MAINTENANCE OCCUPATIONS 1
120522	BUILDING AND GROUNDS MAINTENANCE OCCUPATIONS 2
120523	BUILDING AND GROUNDS MAINTENANCE OCCUPATIONS 3
120531	INDUSTRIAL MAINTENANCE/MECHANICS 1
120532	INDUSTRIAL MAINTENANCE/MECHANICS 2
129900	CONSUMER, PERSONAL, AND MISCELLANEOUS SERVICES, OTHER
150100	ARCHITECTURAL TECHNOLOGIES, OTHER
150111	STRUCTURAL ENGINEERING TECHNICIAN
150200	CIVIL TECHNOLOGIES, OTHER
150211	SURVEYING
150221	CIVIL ENGINEERING TECHNICIAN
150300	ELECTRICAL AND ELECTRONIC TECHNOLOGIES, OTHER
150311	AUDIO ELECTRONICS
150321	ELECTRICAL TECHNOLOGY
150331	ELECTRONIC TECHNOLOGY 1
150332	ELECTRONIC TECHNOLOGY 2
150333	ELECTRONICS FABRICATION
150341	ELECTRICAL/ELECTRONICS ENGINEERING TECHNICIAN
150400	ELECTROMECHANICAL INSTRUMENTATION AND MAINTENANCE TECHNOLOGIES, OTHER

## DETAILED STUB LIST

### VOCATIONAL COURSES—CONTINUED

#### **STUB1000: SPECIFIC LABOR MARKET PREPARATION—CONTINUED**

CSSC Code	Course Title
150411	ELECTROMECHANICAL TECHNOLOGY 1
150412	ELECTROMECHANICAL TECHNOLOGY 2
150421	INSTRUMENTATION TECHNOLOGY
150431	COMPUTER-ASSISTED DESIGN/DRAFTING (CAD)
150432	COMPUTER-ASSISTED DESIGN/DRAFTING (CAD) 2
150433	COMPUTER-ASSISTED DESIGN/DRAFTING (CAD) 3
150434	COMPUTER-ASSISTED DESIGN/DRAFTING (CAD) 4
150500	ENVIRONMENTAL CONTROL TECHNOLOGIES, OTHER
150511	ENVIRONMENTAL CONTROL TECHNOLOGIES
150600	INDUSTRIAL PRODUCTION TECHNOLOGIES, OTHER
150601	INDUSTRIAL RESEARCH AND DEVELOPMENT
150611	INDUSTRIAL PRODUCTION TECHNOLOGY 1
150612	INDUSTRIAL PRODUCTION TECHNOLOGY 2
150621	CHEMICAL MANUFACTURING TECHNOLOGY
150631	OPTICS TECHNOLOGY
150700	QUALITY CONTROL AND SAFETY TECHNOLOGIES, OTHER
150711	QUALITY CONTROL TECHNOLOGY
150800	MECHANICAL AND RELATED TECHNOLOGIES, OTHER
150811	AUTOMOTIVE DESIGN AND TECHNOLOGY
150821	MECHANICAL ENGINEERING TECHNOLOGY
150900	MINING AND PETROLEUM TECHNOLOGIES, OTHER
150911	MINING TECHNOLOGY
150921	PETROLEUM TECHNOLOGY
151001	PC OPERATING SYSTEMS (CHANGED TO 110604-110607 AND 470191)
159900	ENGINEERING AND ENGINEERING- RELATED TECHNOLOGIES, OTHER

### VOCATIONAL COURSES—CONTINUED

#### **STUB1000: SPECIFIC LABOR MARKET PREPARATION—CONTINUED**

CSSC Code	Course Title
170100	DENTAL SERVICES, OTHER
170111	DENTAL ASSISTANT 1
170112	DENTAL ASSISTANT 2
170121	DENTAL ASSISTANT, COOPERATIVE
170131	DENTAL TECHNOLOGY 1
170132	DENTAL TECHNOLOGY 2
170200	DIAGNOSTIC AND TREATMENT SERVICES, OTHER
170211	FIRST AID
170221	EKG TECHNICIAN
170300	MEDICAL LABORATORY TECHNOLOGIES, OTHER
170311	LABORATORY PROGRAM 1
170312	LABORATORY PROGRAM 2
170321	CHEMICAL TECHNOLOGY 1
170322	CHEMICAL TECHNOLOGY 2
170400	MENTAL HEALTH/HUMAN SERVICES, OTHER
170411	HOME HEALTH AIDE
170421	COMMUNITY HEALTH
170431	MENTAL HEALTH WORKER
170500	MISCELLANEOUS ALLIED HEALTH SERVICES, OTHER
170511	HEALTH OCCUPATIONS 1
170521	HEALTH OCCUPATIONS 2
170522	CENTRAL SERVICE TECHNICIAN
170531	MEDICAL TERMINOLOGY
170541	MEDICAL RECORDS SECRETARY
170551	MEDICAL ASSISTING
170571	VETERINARY SCIENCE
170581	CHEMISTRY FOR HEALTH SCIENCE
170591	HEALTH OCCUPATIONS, INDEPENDENT STUDY
170592	HEALTH OCCUPATIONS - COOPERATIVE EDUCATION 1
170593	HEALTH OCCUPATIONS - COOPERATIVE EDUCATION 2
170600	NURSING-RELATED SERVICES, OTHER
170611	STUDENT ASSESSMENT OF CHILD HEALTH
170621	NURSING, PRACTICAL
170631	NURSE'S AIDE AND ORDERLY
170641	NURSE'S AIDE, COOPERATIVE
170700	OPHTHALMIC SERVICES, OTHER
170711	OPTICAL SERVICES ASSISTANT

## DETAILED STUB LIST

### VOCATIONAL COURSES—CONTINUED

#### **STUB1000: SPECIFIC LABOR MARKET PREPARATION—CONTINUED**

CSSC Code	Course Title
170800	REHABILITATION SERVICES, OTHER
179900	ALLIED HEALTH, OTHER
180100	AUDIOLOGY AND SPEECH PATHOLOGY, OTHER
180200	BASIC CLINICAL HEALTH SCIENCES, OTHER
180300	CHIROPRACTIC, OTHER
180400	DENTISTRY, OTHER
180500	EMERGENCY/DISASTER SCIENCE, OTHER
180600	EPIDEMIOLOGY, OTHER
180700	HEALTH SCIENCES ADMINISTRATION, OTHER
180800	HEMATOLOGY, OTHER
180900	MEDICAL LABORATORY, OTHER
181000	MEDICINE, OTHER
181100	NURSING, OTHER
181200	OPTOMETRY, OTHER
181300	OSTEOPATHIC MEDICINE, OTHER
181400	PHARMACY, OTHER
181411	PHARMACY TECHNICIAN
181500	PODIATRY, OTHER
181600	POPULATION AND FAMILY PLANNING, OTHER
181700	PRE-DENTISTRY, OTHER
181800	PRE-MEDICINE, OTHER
181801	MEDICAL ETHICS
181900	PRE-PHARMACY, OTHER
182000	PRE-VETERINARY, OTHER
182100	PROSECTORIAL SCIENCE, OTHER
182200	PUBLIC HEALTH LABORATORY SCIENCE, OTHER
182300	TOXICOLOGY (CLINICAL), OTHER
182400	VETERINARY MEDICINE, OTHER
182501	BIO-MEDICAL TECHNOLOGY, GENERAL
182502	BIOTECHNOLOGY
189900	HEALTH SCIENCES, OTHER
200126	CURRENT ISSUES IN CHILD DEVELOPMENT
200151	HOME ECONOMICS OCCUPATIONS 1, EXPLORATORY
200152	HOME ECONOMICS OCCUPATIONS 2, EXPLORATORY
200193	HOME ECONOMICS - COOPERATIVE EDUCATION 1

### VOCATIONAL COURSES—CONTINUED

#### **STUB1000: SPECIFIC LABOR MARKET PREPARATION—CONTINUED**

CSSC Code	Course Title
200194	HOME ECONOMICS - COOPERATIVE EDUCATION 2
200200	CHILD CARE AND GUIDANCE MANAGEMENT AND SERVICES, OTHER
200211	CHILD CARE SERVICES
200221	CHILD CARE AIDE
200231	CHILD CARE MANAGEMENT
200241	FOSTER CARE AND FAMILY CARE
200251	TEACHER AIDE/ELEMENTARY
200252	TEACHER AIDE/SECONDARY
200261	CHILD CARE - COOPERATIVE EDUCATION 1
200262	CHILD CARE - COOPERATIVE EDUCATION 2
200300	CLOTHING, APPAREL, AND TEXTILES MANAGEMENT, PRODUCTION, AND SERVICES, OTHER
200311	CLOTHING OCCUPATIONS 1
200312	CLOTHING OCCUPATIONS 2
200313	CLOTHING OCCUPATIONS 3
200314	CLOTHING OCCUPATIONS - COOPERATIVE EDUCATION 1
200315	CLOTHING OCCUPATIONS - COOPERATIVE EDUCATION 2
200321	CLOTHING MAINTENANCE AIDE
200331	COMMERCIAL GARMENT AND APPAREL CONSTRUCTION
200341	CUSTOM APPAREL CONSTRUCTION
200351	CUSTOM TAILORING AND ALTERATION
200361	WEDDING AND SPECIALTY CONSULTING
200371	FASHION AND FABRIC COORDINATION
200381	TEXTILES TESTING
200391	CLOTHING PRODUCTION MANAGEMENT
200400	FOOD PRODUCTION, MANAGEMENT AND SERVICES, OTHER
200411	FOOD SERVICE TRAINING
200412	FOOD SERVICE TRAINING 2
200413	FOOD SERVICES/RESTAURANT MANAGEMENT
200421	FOOD SERVICE COOPERATIVE TRAINING
200431	BAKING
200441	CHEF

## DETAILED STUB LIST

### VOCATIONAL COURSES—CONTINUED

#### **STUB1000: SPECIFIC LABOR MARKET PREPARATION—CONTINUED**

CSSC Code	Course Title
200451	CATERING
200461	DIETETIC AIDE
200471	FOOD TESTING
200481	SCHOOL FOOD SERVICE
200500	HOME FURNISHINGS AND EQUIPMENT MANAGEMENT, PRODUCTION, AND SERVICES, OTHER
200511	HOUSING AND INTERIOR DESIGN 1
200512	HOUSING AND INTERIOR DESIGN 2
200513	INTERIOR DESIGN OCCUPATIONS
200521	FLORAL DESIGN
200531	HOME DECORATING
200541	HOME FURNISHINGS AIDE
200551	CUSTOM DRAPERY AND WINDOW TREATMENT DESIGN
200561	CUSTOM SLIPCOVERING AND UPHOLSTERING
200571	HOME SERVICE ASSISTING 1
200572	HOME SERVICE ASSISTING 2
200573	HOME SERVICE ASST - COOPERATIVE EDUCATION 1
200574	HOME SERVICE ASST - COOPERATIVE EDUCATION 2
200600	INSTITUTIONAL, HOME MANAGEMENT, AND SUPPORTING SERVICES, OTHER
200611	CUSTODIAL SERVICES
200621	EXECUTIVE HOUSEKEEPING
200631	HOMEMAKER'S AIDE
200641	COMPANION TO THE AGED
200642	GERIATRICS 2
200643	GERIATRICS - COOPERATIVE EDUCATION 1
200644	GERIATRICS - COOPERATIVE EDUCATION 2
200651	CONSUMER AIDE
200661	THERAPEUTIC RECREATION AIDE
200671	INSTITUTIONAL, HOME MANAGEMENT SUPPORT SERVICES – COOPERATIVE EDUCATION
209900	VOCATIONAL HOME ECONOMICS, OTHER
210110	INDUSTRIAL OCCUPATIONS 2
210111	INDUSTRIAL COOPERATIVE WORK EXPERIENCE

### VOCATIONAL COURSES—CONTINUED

#### **STUB1000: SPECIFIC LABOR MARKET PREPARATION—CONTINUED**

CSSC Code	Course Title
210112	INDUSTRIAL COOPERATIVE WORK EXPERIENCE, ADVANCED
210113	ELECTRICITY 1
210114	ELECTRICITY 2
210115	ELECTRONICS 1
210116	ELECTRONICS 2
210117	ELECTRONICS 3
210118	ELECTRONICS 4
210120	ELECTRICITY AND ELECTRONICS, ADVANCED
210121	MACHINE SHOP 1
210122	MACHINE SHOP 2
210123	MACHINE SHOP 3
210124	MACHINE SHOP 4
210125	INDUSTRIAL EDUCATION MANAGEMENT TRAINEE
210126	INDUSTRIAL ARTS RESEARCH
210127	INTRODUCTION TO TECHNOLOGY
210130	ELECTRICITY - COOPERATIVE EDUCATION 1
210131	ELECTRICITY - COOPERATIVE EDUCATION 2
210140	ELECTRONICS - COOPERATIVE EDUCATION 1
210141	ELECTRONICS - COOPERATIVE EDUCATION 2
210150	ELECTRICITY/ELECTRONICS - COOPERATIVE EDUCATION 1
210151	ELECTRICITY/ELECTRONICS - COOPERATIVE EDUCATION 2
250100	LIBRARY AND ARCHIVAL SCIENCES, OTHER GENERAL
250111	LIBRARY SCIENCE
250200	ARCHIVAL SCIENCE, OTHER
250300	LIBRARY ASSISTING, OTHER
250311	LIBRARY ASSISTANT
250400	LIBRARY SCIENCE, OTHER
250500	MUSEOLOGY, OTHER
259900	LIBRARY AND ARCHIVAL SCIENCES, OTHER
310100	PARKS AND RECREATION, OTHER GENERAL
310211	WINTER/SKI RESORT OPERATION
310300	PARKS AND RECREATION MANAGEMENT, OTHER



## DETAILED STUB LIST

### VOCATIONAL COURSES—CONTINUED

#### **STUB1000: SPECIFIC LABOR MARKET PREPARATION—CONTINUED**

CSSC Code	Course Title
310400	WATER RESOURCES, OTHER
319900	PARKS AND RECREATION, OTHER
320106	COOPERATIVE EDUCATION 1
320107	COOPERATIVE EDUCATION 2
320120	TEST TAKING, GENERAL (CHANGED TO 320221)
320121	OFF-CAMPUS VO TECH TRAINING - UNSPECIFIED
320131	COORDINATED VOCATIONAL AND ACADEMIC EDUCATION (CVAE)
410100	BIOLOGICAL TECHNOLOGIES, OTHER
410200	NUCLEAR TECHNOLOGIES, OTHER
410300	PHYSICAL SCIENCE TECHNOLOGIES, OTHER
419900	SCIENCE TECHNOLOGIES, OTHER
430300	INTERNATIONAL PUBLIC SERVICE, OTHER
430311	SECURITY GUARD
460100	BRICKMASONRY, STONEMASONRY, AND TILE SETTING, OTHER
460111	MASONRY 1
460112	MASONRY 2
460113	MASONRY 3
460121	TILE SETTING AND PLASTERING
460131	CONCRETE TECHNICIAN
460200	CARPENTRY, OTHER
460211	CARPENTRY 1
460212	CARPENTRY 2
460213	CARPENTRY 3
460300	ELECTRICAL AND POWER TRANSMISSION INSTALLATION, OTHER
460311	HOUSEWIRING 1
460312	HOUSEWIRING 2
460321	ELECTRIC POWER AND COMMUNICATIONS LINEWORKER
460400	MISCELLANEOUS CONSTRUCTION TRADES, OTHER
460411	BUILDING CONSTRUCTION 1
460412	BUILDING CONSTRUCTION 2
460413	BUILDING CONSTRUCTION 3
460421	PAINTING AND DECORATING
460422	FLOORING INSTALLATION
460431	BUILDING MAINTENANCE
460432	BUILDING MAINTENANCE 2
460441	HOME MAINTENANCE AND REPAIR

### VOCATIONAL COURSES—CONTINUED

#### **STUB1000: SPECIFIC LABOR MARKET PREPARATION—CONTINUED**

CSSC Code	Course Title
460451	BUILDING CONSTRUCTION - COOPERATIVE EDUCATION 1
460452	BUILDING CONSTRUCTION - COOPERATIVE EDUCATION 2
460500	PLUMBING, PIPEFITTING, AND STEAMFITTING, OTHER
460511	PLUMBING 1
460512	PLUMBING 2
469900	CONSTRUCTION TRADES, OTHER
470100	ELECTRICAL AND ELECTRONICS EQUIPMENT REPAIR, OTHER
470111	SMALL APPLIANCE REPAIR
470121	RADIO AND TV REPAIR 1
470122	RADIO AND TV REPAIR 2
470123	RADIO AND TV REPAIR 3
470124	TELECOMMUNICATIONS TECHNICIAN
470131	APPLIANCE REPAIR 1
470132	APPLIANCE REPAIR 2
470141	VENDING MACHINE REPAIR
470151	BUSINESS MACHINE REPAIR
470161	INDUSTRIAL ELECTRICITY
470171	INDUSTRIAL ELECTRONICS
470181	FOOD PROCESSING MACHINE MAINTENANCE TECHNICIAN/REPAIR
470191	COMPUTER REPAIR AND MAINTENANCE
470200	HEATING, AIR CONDITIONING, AND REFRIGERATION MECHANICS, OTHER
470211	AIR CONDITIONING, REFRIGERATION, AND HEATING
470212	AIR CONDITIONING, REFRIGERATION, AND HEATING, ADVANCED
470213	AIR CONDITIONING, REFRIGERATION, AND HEATING 3
470300	INDUSTRIAL EQUIPMENT MAINTENANCE AND REPAIR, OTHER
470311	INDUSTRIAL MECHANICS 1
470312	INDUSTRIAL MECHANICS 2
470321	DIESEL MECHANICS
470331	INDUSTRIAL MAINTENANCE MECHANICS 1
470332	INDUSTRIAL MAINTENANCE MECHANICS 2
470341	PETROLEUM DRILLING EQUIPMENT OPERATION AND MAINTENANCE 1

## DETAILED STUB LIST

### VOCATIONAL COURSES—CONTINUED

#### **STUB1000: SPECIFIC LABOR MARKET PREPARATION—CONTINUED**

CSSC Code	Course Title
470342	PETROLEUM DRILLING EQUIPMENT OPERATION AND MAINTENANCE 2
470343	PETROLEUM DRILLING EQUIPMENT OPERATION AND MAINTENANCE 3
470400	MISCELLANEOUS MECHANICS AND REPAIRERS, OTHER
470411	MUSICAL INSTRUMENT REPAIR
470421	INSTRUMENT MAINTENANCE AND REPAIR
470431	SHOE REPAIR AND ORTHOPEDICS 1
470432	SHOE REPAIR AND ORTHOPEDICS 2
470433	WATCH AND CLOCK REPAIR
470434	BICYCLE REPAIR
470500	STATIONARY ENERGY SOURCES, OTHER
470511	POWER MECHANICS 1
470512	POWER MECHANICS 2
470513	POWER MECHANICS 3
470514	POWER MECHANICS 4
470521	HYDRAULICS AND PNEUMATICS
470600	VEHICLE AND MOBILE EQUIPMENT MECHANICS AND REPAIRERS, OTHER
470611	SMALL ENGINE REPAIR 1
470612	SMALL ENGINE REPAIR 2
470621	AUTO MECHANICS 1
470622	AUTO MECHANICS 2
470623	AUTO MECHANICS 3
470624	AUTO MECHANICS - COOPERATIVE EDUCATION 1
470625	AUTO MECHANICS - COOPERATIVE EDUCATION 2
470631	AUTO BODY 1
470632	AUTO BODY 2
470633	AUTO BODY 3
470641	AUTO SERVICE 1
470642	AUTO SERVICE 2
470651	CONSUMER AUTO
470661	AIRFRAMES 1
470662	AIRFRAMES 2
470671	AVIATION POWERPLANT 1
470672	AVIATION POWERPLANT 2
470673	AVIATION POWERPLANT 3
470674	AVIATION POWERPLANT 4
470681	AVIATION QUALITY CONTROL 1
470682	AVIATION QUALITY CONTROL 2

### VOCATIONAL COURSES—CONTINUED

#### **STUB1000: SPECIFIC LABOR MARKET PREPARATION—CONTINUED**

CSSC Code	Course Title
470691	AIRCRAFT SHEETMETAL 1
470692	AIRCRAFT SHEETMETAL 2
479900	MECHANICS AND REPAIRERS, OTHER
480100	DRAFTING, OTHER
480111	MECHANICAL DRAWING 1
480112	MECHANICAL DRAWING 2
480113	MECHANICAL DRAWING 3
480114	MECHANICAL DRAWING 4
480121	ARCHITECTURAL DRAWING 1
480122	ARCHITECTURAL DRAWING 2
480123	ARCHITECTURAL DRAWING 3
480124	ARCHITECTURAL DRAWING 4
480131	ENGINEERING DRAWING 1
480132	ENGINEERING DRAWING 2
480141	BLUEPRINT READING
480151	DRAFTING 1, COOPERATIVE
480152	DRAFTING 2, COOPERATIVE
480200	GRAPHIC AND PRINTING COMMUNICATIONS, OTHER
480211	COMMERCIAL ART 1
480212	COMMERCIAL ART 2
480213	COMMERCIAL ART, COOPERATIVE
480214	COMMERCIAL ART 3
480221	GRAPHIC ARTS 1
480222	GRAPHIC ARTS 2
480223	GRAPHIC ARTS 3
480224	GRAPHIC ARTS 4
480231	SIGN PAINTING 1
480232	SIGN PAINTING 2
480233	SIGN PAINTING 3
480241	BINDERY
480251	ELECTRONIC COMPOSITION
480261	COPY EDITING
480271	DESKTOP PUBLISHING
480281	DIGITAL DESIGN 1
480282	DIGITAL DESIGN 2
480283	DIGITAL DESIGN 3
480300	LEATHERWORKING AND UPHOLSTERING, OTHER
480311	LEATHERWORK 1
480312	LEATHERWORK 2
480321	UPHOLSTERY
480322	UPHOLSTERY, ADVANCED
480331	AUTO UPHOLSTERY
480400	PRECISION FOOD PRODUCTION, OTHER

## DETAILED STUB LIST

### VOCATIONAL COURSES—CONTINUED

#### **STUB1000: SPECIFIC LABOR MARKET PREPARATION—CONTINUED**

CSSC Code	Course Title
480411	MEATCUTTING 1
480412	MEATCUTTING 2
480500	PRECISION METAL WORK, OTHER
480511	METAL 1
480512	METAL 2
480513	METAL 3
480514	METAL 4
480521	WELDING 1
480522	WELDING 2
480523	WELDING 3
480524	WELDING - COOPERATIVE EDUCATION
480531	SHEET METAL 1
480532	SHEET METAL 2
480541	METAL RESTORATION
480551	FOUNDRY 1
480552	FOUNDRY 2
480600	PRECISION WORK, ASSORTED MATERIALS, OTHER
480611	PLASTICS 1
480612	PLASTICS 2
480621	SPACE AGE PLASTICS
480700	WOODWORKING, OTHER
480711	WOODWORKING 1
480712	WOODWORKING 2
480713	WOODWORKING 3
480714	WOODWORKING 4
480721	FURNITURE REFINISHING
480731	CABINETMAKING 1
480732	CABINETMAKING 2
489900	PRECISION PRODUCTION, OTHER
490100	AIR TRANSPORTATION, OTHER
490111	AERONAUTICS 1
490112	AERONAUTICS 2
490121	AVIATION TECHNOLOGY 1
490122	AVIATION TECHNOLOGY 2
490123	AVIATION TECHNOLOGY 3
490124	AVIATION TECHNOLOGY 4
490131	AIR TRAVEL SERVICE OCCUPATIONS
490141	AIRCRAFT PARTS MANAGEMENT 1
490142	AIRCRAFT PARTS MANAGEMENT 2
490200	VEHICLE AND EQUIPMENT OPERATION, OTHER
490211	FORKLIFT OPERATOR
490212	TRACTOR-TRAILER TRUCK DRIVING

### VOCATIONAL COURSES—CONTINUED

#### **STUB1000: SPECIFIC LABOR MARKET PREPARATION—CONTINUED**

CSSC Code	Course Title
490213	HEAVY VEHICLE OPERATION/EARTH MOVING EQUIPMENT
490214	BUS DRIVER/CHAUFFEUR
490300	WATER TRANSPORTATION, OTHER
490311	MARINE MECHANICS, BASIC
490312	MARINE MECHANICS, ADVANCED
490321	BOAT BUILDING
490331	NAVIGATION
490341	AQUATIC OCCUPATIONS
490411	INTRODUCTION TO TRANSPORTATION INDUSTRY
490412	TRANSPORTATION TECHNOLOGY 2
490421	TRANSPORTATION/TRAFFIC TECHNICIAN
499900	TRANSPORTATION AND MATERIAL MOVING, OTHER
500400	DESIGN, OTHER
500411	GRAPHIC DESIGN
500800	GRAPHIC ARTS TECHNOLOGY, OTHER
500811	COMPUTER GRAPHICS DESIGN
550001	GENERAL PREVOCATIONAL PREPARATION
551011	GENERAL AGRICULTURE 1
551021	GENERAL AGRICULTURE 2
551031	GENERAL AGRICULTURE 3
551111	ANIMAL CARE 1
551121	ANIMAL CARE 2
551211	PLANT CARE 1
551221	PLANT CARE 2
551311	AGRICULTURAL MECHANICS 1
551321	AGRICULTURAL MECHANICS 2
551511	AGRICULTURAL WORK EXPERIENCE
552011	GENERAL OFFICE PRACTICE 1
552021	GENERAL OFFICE PRACTICE 2
552031	GENERAL OFFICE PRACTICE 3
552111	OFFICE MACHINES 1
552121	OFFICE MACHINES 2
552311	BUSINESS WORK EXPERIENCE 1
552321	BUSINESS WORK EXPERIENCE 2
553011	GENERAL HEALTH OCCUPATIONS 1
553021	GENERAL HEALTH OCCUPATIONS 2
553031	GENERAL HEALTH OCCUPATIONS 3
553211	HEALTH OCCUPATIONS WORK EXPERIENCE 1

## DETAILED STUB LIST

### VOCATIONAL COURSES—CONTINUED

#### **STUB1000: SPECIFIC LABOR MARKET PREPARATION—CONTINUED**

CSSC Code	Course Title
553221	HEALTH OCCUPATIONS WORK EXPERIENCE 2
556111	COSMETOLOGY/BARBER 1
556121	COSMETOLOGY/BARBER 2
556211	CUSTODIAL AND HOUSEKEEPING SERVICES 1
556221	CUSTODIAL AND HOUSEKEEPING SERVICES 2
556311	FOOD SERVICES 1
556321	FOOD SERVICES 2
556411	MISCELLANEOUS SERVICES 1
556421	MISCELLANEOUS SERVICES 2
556611	SERVICE OCCUPATIONS WORK EXPERIENCE 1
556621	SERVICE OCCUPATIONS WORK EXPERIENCE 2
557111	GRAPHIC AND PRINTING COMMUNICATIONS 1
557211	LEATHERWORK AND UPHOLSTERY 1
557221	LEATHERWORK AND UPHOLSTERY 2
557311	MEATCUTTING 1
557321	MEATCUTTING 2
557511	PRECISION PRODUCTION WORK EXPERIENCE 1
557521	PRECISION PRODUCTION WORK EXPERIENCE 2
558011	GENERAL CONSTRUCTION TRADES 1
558021	GENERAL CONSTRUCTION TRADES 2
558031	GENERAL CONSTRUCTION TRADES 3
558111	BRICKMASONRY, STONEMASONRY, AND TILE SETTING 1
558121	BRICKMASONRY, STONEMASONRY, AND TILE SETTING 2
558211	CARPENTRY 1
558221	CARPENTRY 2
558311	PLUMBING 1
558321	PLUMBING 2
558511	CONSTRUCTION TRADES WORK EXPERIENCE 1
558521	CONSTRUCTION TRADES WORK EXPERIENCE 2
559011	AUTO SERVICE 1
559021	AUTO SERVICE 2
559111	AUTO SERVICE, WORK EXPERIENCE 1
559121	AUTO SERVICE, WORK EXPERIENCE 2

### VOCATIONAL COURSES—CONTINUED

#### **STUB1000: SPECIFIC LABOR MARKET PREPARATION—CONTINUED**

CSSC Code	Course Title
559211	COMPUTER REPAIR AND MAINTENANCE
<b>STUB1010: AGRICULTURE/RENEWABLE RESOURCES</b>	
CSSC Code	Course Title
010100	AGRICULTURAL BUSINESS AND MANAGEMENT, OTHER
010111	AGRIBUSINESS, INTRODUCTION
010121	AGRICULTURAL BUSINESS OPERATION
010131	FARM AND RANCH MANAGEMENT
010141	STATE AND COMMUNITY AGRICULTURE
010161	AGRICULTURAL MICROPROCESSING
010171	AGRICULTURE COOPERATIVES
010172	AGRICULTURAL COOPERATIVE EDUCATION 2
010181	AGRICULTURE, INDEPENDENT STUDY
010182	SOEP - SUPERVISED OCCUPATIONAL EXPERIENCE PROGRAM
010200	AGRICULTURAL MECHANICS, OTHER
010211	AGRICULTURAL MECHANICS, GENERAL
010212	AGRICULTURAL MECHANICS 2
010213	AGRICULTURAL MECHANICS 3
010214	AGRICULTURAL MECHANICS 4
010221	WELDING, AGRICULTURAL
010231	POWER AND MACHINERY, AGRICULTURAL
010241	FARM CONSTRUCTION
010251	ELECTRICITY AND ELECTRONICS, AGRICULTURAL
010261	SOIL AND WATER MECHANICAL PRACTICES
010271	SURVEYING, AGRICULTURAL
010300	AGRICULTURAL PRODUCTION, OTHER
010311	AGRICULTURAL PRODUCTION, GENERAL
010312	AGRICULTURE TECHNOLOGY 1
010313	AGRICULTURE TECHNOLOGY 2
010321	ANIMAL PRODUCTION

## DETAILED STUB LIST

### VOCATIONAL COURSES—CONTINUED

#### **STUB1010: AGRICULTURE/RENEWABLE RESOURCES—CONTINUED**

CSSC Code	Course Title
010331	CROP PRODUCTION
010400	AGRICULTURAL PRODUCTS AND PROCESSING, OTHER
010411	AGRICULTURAL PRODUCTS AND PROCESSING 1
010412	AGRICULTURAL PRODUCTS AND PROCESSING 2
010421	AGRICULTURAL PRODUCTS AND PROCESSING - COOPERATIVE EDUCATION
010500	AGRICULTURAL SERVICES AND SUPPLIES, OTHER
010511	AGRICULTURAL SUPPLIES MARKETING
010521	ANIMAL GROOMING
010600	HORTICULTURE, OTHER
010611	HORTICULTURE
010621	FLORICULTURE
010631	LANDSCAPING
010632	LANDSCAPING, ADVANCED
010641	GREENHOUSE MANAGEMENT
010651	NURSERY OPERATIONS AND MANAGEMENT
010661	HORTICULTURE POWER EQUIPMENT OPERATION AND MAINTENANCE
010662	HORTICULTURAL MECHANICS 2
010671	TURF MANAGEMENT
010681	FRUIT AND VEGETABLE PRODUCTION
010700	INTERNATIONAL AGRICULTURE, OTHER
019900	AGRIBUSINESS AND AGRICULTURAL PRODUCTION, OTHER
020100	AGRICULTURAL SCIENCES, OTHER GENERAL
020111	AGRICULTURAL SCIENCES, GENERAL
020121	AGRICULTURAL OCCUPATIONS 1
020122	AGRICULTURAL OCCUPATIONS 2
020123	AGRICULTURAL OCCUPATIONS 3
020124	AGRICULTURAL OCCUPATIONS 4
020125	PLANT AND ANIMAL SCIENCES
020126	AGRICULTURAL BIOLOGY
020200	ANIMAL SCIENCES, OTHER
020211	ANIMAL SCIENCES 1
020212	ANIMAL SCIENCES 2
020221	LIVESTOCK 9
020222	LIVESTOCK 10

### VOCATIONAL COURSES—CONTINUED

#### **STUB1010: AGRICULTURE/RENEWABLE RESOURCES—CONTINUED**

CSSC Code	Course Title
020231	POULTRY
020241	DAIRY PRODUCTION
020251	NUTRITION AND FEEDS
020261	HORSE PRODUCTION
020262	HORSESHOEING/FARRIER TRAINING
020271	SMALL ANIMAL PRODUCTION 1
020272	SMALL ANIMAL PRODUCTION 2
020281	FISH PRODUCTION
020300	FOOD SCIENCES, OTHER
020400	PLANT SCIENCES, OTHER
020411	AGRONOMY
020421	ORNAMENTAL HORTICULTURE 1
020422	ORNAMENTAL HORTICULTURE 2
020423	ORNAMENTAL HORTICULTURE 3
020500	SOIL SCIENCES, OTHER
020511	SOIL SCIENCES, GENERAL
020521	FERTILIZERS AND CHEMICALS
029900	AGRICULTURAL SCIENCES, OTHER
030100	RENEWABLE NATURAL RESOURCES, OTHER GENERAL
030200	CONSERVATION AND REGULATION, OTHER
030211	CONSERVATION AND REGULATION
030212	ENVIRONMENTAL MANAGEMENT 1
030213	ENVIRONMENTAL MANAGEMENT 2
030221	ENVIRONMENTAL MANAGEMENT - COOPERATIVE EDUCATION
030300	FISHING AND FISHERIES, OTHER
030311	WATERMAN OCCUPATIONS
030400	FORESTRY PRODUCTION AND PROCESSING, OTHER
030500	FORESTRY AND RELATED SCIENCES, OTHER
030511	FORESTRY SCIENCE 1
030512	FORESTRY SCIENCE 2
030521	FORESTRY OCCUPATIONS - WORK EXPERIENCE
030600	WILDLIFE MANAGEMENT, OTHER
030611	WILDLIFE MANAGEMENT
030621	RURAL RECREATION
030700	MARINE MANAGEMENT AND OCEANOGRAPHY, OTHER
030711	MARINE MANAGEMENT/OCEANOGRAPHY 1

## DETAILED STUB LIST

### VOCATIONAL COURSES—CONTINUED

#### **STUB1010: AGRICULTURE/RENEWABLE RESOURCES—CONTINUED**

CSSC Code	Course Title
030712	MARINE
039900	MANAGEMENT/OCEANOGRAPHY 2 RENEWABLE NATURAL RESOURCES, OTHER
170571	VETERINARY SCIENCE
310100	PARKS AND RECREATION, OTHER GENERAL
310300	PARKS AND RECREATION MANAGEMENT, OTHER
310400	WATER RESOURCES, OTHER
319900	PARKS AND RECREATION, OTHER
551011	GENERAL AGRICULTURE 1
551021	GENERAL AGRICULTURE 2
551031	GENERAL AGRICULTURE 3
551111	ANIMAL CARE 1
551121	ANIMAL CARE 2
551211	PLANT CARE 1
551221	PLANT CARE 2
551311	AGRICULTURAL MECHANICS 1
551321	AGRICULTURAL MECHANICS 2
551511	AGRICULTURAL WORK EXPERIENCE

#### **STUB1020: BUSINESS**

CSSC Code	Course Title
060100	BUSINESS AND MANAGEMENT, OTHER GENERAL
060111	BUSINESS INTRODUCTION
060121	BUSINESS LAW
060131	BUSINESS, INDEPENDENT STUDY
060141	BUSINESS EDUCATION, COOPERATIVE
060151	IB BUSINESS AND MANAGEMENT
060200	ACCOUNTING, OTHER
060211	ACCOUNTING/BUSINESS MANAGEMENT CAREERS - INTEGRATED CURRICULUM
060300	BANKING AND FINANCE, OTHER
060311	FINANCIAL CAREERS
060321	REAL ESTATE FINANCE
060331	CONSUMER LENDING

### VOCATIONAL COURSES—CONTINUED

#### **STUB1020: BUSINESS**

CSSC Code	Course Title
060400	BUSINESS ADMINISTRATION AND MANAGEMENT, OTHER
060411	BUSINESS ORGANIZATION AND MANAGEMENT
060421	VIRTUAL BUSINESS/ENTERPRISE
060500	BUSINESS ECONOMICS, OTHER
060600	HUMAN RESOURCES DEVELOPMENT, OTHER
060711	HOTEL AND MOTEL MANAGEMENT
060712	HOTEL AND MOTEL TRAINING
060900	INTERNATIONAL BUSINESS MANAGEMENT, OTHER
061000	INVESTMENTS AND SECURITIES, OTHER
061011	INVESTMENTS AND TAXATION
061100	LABOR INDUSTRIAL RELATIONS, OTHER
061200	MANAGEMENT INFORMATION SYSTEMS, OTHER
061500	ORGANIZATIONAL BEHAVIOR, OTHER
061300	MANAGEMENT SCIENCE, OTHER
061600	PERSONNEL MANAGEMENT, OTHER
061800	SMALL BUSINESS MANAGEMENT AND OWNERSHIP, OTHER
061811	SMALL BUSINESS MANAGEMENT
061900	TAXATION, OTHER
062000	TRADE AND INDUSTRIAL SUPERVISION AND MANAGEMENT, OTHER
069900	BUSINESS AND MANAGEMENT, OTHER
070100	ACCOUNTING, BOOKKEEPING, AND RELATED PROGRAMS, OTHER
070111	BOOKKEEPING 1
070112	BOOKKEEPING 2
070121	ACCOUNTING 1
070122	ACCOUNTING 2
070131	ACCOUNTING, COLLEGE
070141	BOOKKEEPING AND ACCOUNTING 1
070142	BOOKKEEPING AND ACCOUNTING 2
070151	RECORDKEEPING 1
070152	RECORDKEEPING 2
070161	OFFICE MACHINES
070162	OFFICE MACHINES, VOCATIONAL
070200	BANKING AND RELATED FINANCIAL PROGRAMS, OTHER
070201	BANKING AND FINANCIAL CAREERS
070211	BANK TELLER

## DETAILED STUB LIST

### VOCATIONAL COURSES—CONTINUED

#### **STUB1020: BUSINESS**

CSSC Code	Course Title
070221	FINANCIAL MATHEMATICS
070231	BANK PROOF OPERATOR
070241	BANK DATA ENTRY OCCUPATIONS
070251	BANKING AND FINANCIAL CAREERS - COOPERATIVE EDUCATION
070300	BUSINESS DATA PROCESSING AND RELATED PROGRAMS, OTHER
070311	COMPUTERS IN BUSINESS
070321	BUSINESS DATA PROCESSING 1
070322	BUSINESS DATA PROCESSING 2
070331	BUSINESS COMPUTER PROGRAMMING 1
070332	BUSINESS COMPUTER PROGRAMMING 2
070341	KEY PUNCH OPERATOR
070351	DATA ENTRY OPERATOR 1
070352	DATA ENTRY OPERATOR 2
070361	KEYBOARDING
070371	PERIPHERAL COMPUTER OPERATOR
070400	OFFICE SUPERVISION AND MANAGEMENT, OTHER
070413	BUSINESS ENGLISH 3
070414	BUSINESS ENGLISH 4
070500	PERSONNEL AND TRAINING PROGRAMS, OTHER
070600	SECRETARIAL AND RELATED PROGRAMS, OTHER
070611	SHORTHAND 1
070612	SHORTHAND 2
070621	TRANSCRIPTION
070631	SECRETARIAL ADMINISTRATION 1
070632	SECRETARIAL ADMINISTRATION 2
070641	WORD PROCESSING 1
070642	WORD PROCESSING 2
070643	WORD PROCESSING 3
070651	REPROGRAPHICS
070661	LEGAL OFFICE PROCEDURES
070662	COURT REPORTER
070671	MEDICAL OFFICE PROCEDURES
070681	LEGAL/MEDICAL OFFICE PROCEDURES
070700	TYPING, GENERAL OFFICE, AND RELATED PROGRAMS, OTHER
070712	TYPEWRITING 2
070713	TYPEWRITING 3
070731	OFFICE PROCEDURES 1
070732	OFFICE PROCEDURES 2

### VOCATIONAL COURSES—CONTINUED

#### **STUB1020: BUSINESS—CONTINUED**

CSSC Code	Course Title
070733	SIMULATED OFFICE
070741	OFFICE EDUCATION 1, COOPERATIVE
070742	OFFICE EDUCATION 2, COOPERATIVE
079900	BUSINESS AND OFFICE, OTHER
080782	TELEPHONE DIRECTORY ASSISTANT
170541	MEDICAL RECORDS SECRETARY
200391	CLOTHING PRODUCTION MANAGEMENT
250100	LIBRARY AND ARCHIVAL SCIENCES, OTHER GENERAL
250111	LIBRARY SCIENCE
250200	ARCHIVAL SCIENCE, OTHER
250300	LIBRARY ASSISTING, OTHER
250311	LIBRARY ASSISTANT
250400	LIBRARY SCIENCE, OTHER
250500	MUSEOLOGY, OTHER
259900	LIBRARY AND ARCHIVAL SCIENCES, OTHER
310211	WINTER/SKI RESORT OPERATION
430300	INTERNATIONAL PUBLIC SERVICE, OTHER
430311	SECURITY GUARD
552011	GENERAL OFFICE PRACTICE 1
552021	GENERAL OFFICE PRACTICE 2
552031	GENERAL OFFICE PRACTICE 3
552111	OFFICE MACHINES 1
552121	OFFICE MACHINES 2
552311	BUSINESS WORK EXPERIENCE 1
552321	BUSINESS WORK EXPERIENCE 2

#### **STUB1030: MARKETING AND DISTRIBUTION**

CSSC Code	Course Title
060700	INSTITUTIONAL MANAGEMENT, OTHER
060800	INSURANCE AND RISK MANAGEMENT, OTHER
060811	INSURANCE CAREERS
061400	MARKETING MANAGEMENT AND RESEARCH, OTHER
061411	MARKETING MANAGEMENT AND DECISION MAKING
061700	REAL ESTATE, OTHER

## DETAILED STUB LIST

### VOCATIONAL COURSES—CONTINUED

#### **STUB1030: MARKETING AND DISTRIBUTION— CONTINUED**

CSSC Code	Course Title
061711	REAL ESTATE MARKETING
080100	APPAREL AND ACCESSORIES MARKETING, OTHER
080111	FASHION MERCHANDISING
080121	FASHION DESIGN AND ILLUSTRATION
080131	FASHION MERCHANDISING - COOPERATIVE EDUCATION 1
080132	FASHION MERCHANDISING - COOPERATIVE EDUCATION 2
080200	BUSINESS AND PERSONAL SERVICES MARKETING, OTHER
080300	ENTREPRENEURSHIP, OTHER
080311	STARTING YOUR OWN BUSINESS
080331	E-COMMERCE
080400	FINANCIAL SERVICES MARKETING, OTHER
080500	FLORISTRY, FARM AND GARDEN SUPPLIES MARKETING, OTHER
080511	FLORAL SALES
080600	FOOD MARKETING, OTHER
080611	FOOD MARKETING/DISTRIBUTION - OVERVIEW
080612	GROCERY MANAGEMENT
080621	FOOD MARKETING - COOPERATIVE EDUCATION 1
080622	FOOD MARKETING - COOPERATIVE EDUCATION 2
080700	GENERAL MARKETING, OTHER
080711	DISTRIBUTIVE EDUCATION 1
080712	DISTRIBUTIVE EDUCATION 2
080713	DISTRIBUTIVE EDUCATION 3
080721	DISTRIBUTIVE EDUCATION 1, COOPERATIVE
080722	DISTRIBUTIVE EDUCATION 2, COOPERATIVE
080731	SALESMANSHIP
080741	RETAIL LEARNING LABORATORY
080751	CASHIER CHECKER TRAINING
080761	WAREHOUSING INDUSTRIAL AND WHOLESALE MATERIAL HANDLING
080771	DISTRIBUTIVE EDUCATION, INDEPENDENT STUDY
080781	TELEPHONE SERVICE REPRESENTATIVE

### VOCATIONAL COURSES—CONTINUED

#### **STUB1030: MARKETING AND DISTRIBUTION— CONTINUED**

CSSC Code	Course Title
080800	HOME AND OFFICE PRODUCTS MARKETING, OTHER
080811	COMPUTER SALES REPRESENTATIVE
080900	HOSPITALITY AND RECREATION MARKETING, OTHER
080911	ORIENTATION TO HOSPITALITY CAREERS
080921	HOSPITALITY SALES 1
080922	HOSPITALITY SALES 2
081000	INSURANCE MARKETING, OTHER
081100	TRANSPORTATION AND TRAVEL MARKETING, OTHER
081111	TOURISM SERVICES
081121	ENTERTAINMENT PARK/TOURISM - COOPERATIVE EDUCATION
081200	VEHICLES AND PETROLEUM MARKETING, OTHER
081211	AUTO PARTS MERCHANDISING
081221	AUTOMOTIVE PROFESSIONAL TRAINING
081300	SPORTS AND ENTERTAINMENT MARKETING, OTHER
089900	MARKETING AND DISTRIBUTION, OTHER
090200	ADVERTISING, OTHER
090211	ADVERTISING

#### **STUB1040: HEALTH**

CSSC Code	Course Title
170100	DENTAL SERVICES, OTHER
170111	DENTAL ASSISTANT 1
170112	DENTAL ASSISTANT 2
170121	DENTAL ASSISTANT, COOPERATIVE
170131	DENTAL TECHNOLOGY 1
170132	DENTAL TECHNOLOGY 2
170200	DIAGNOSTIC AND TREATMENT SERVICES, OTHER
170211	FIRST AID
170221	EKG TECHNICIAN
170300	MEDICAL LABORATORY TECHNOLOGIES, OTHER



## DETAILED STUB LIST

### VOCATIONAL COURSES—CONTINUED

#### **STUB1040: HEALTH—CONTINUED**

CSSC Code	Course Title
170311	LABORATORY PROGRAM 1
170312	LABORATORY PROGRAM 2
170400	MENTAL HEALTH/HUMAN SERVICES, OTHER
170411	HOME HEALTH AIDE
170421	COMMUNITY HEALTH
170431	MENTAL HEALTH WORKER
170500	MISCELLANEOUS ALLIED HEALTH SERVICES, OTHER
170511	HEALTH OCCUPATIONS 1
170521	HEALTH OCCUPATIONS 2
170522	CENTRAL SERVICE TECHNICIAN
170531	MEDICAL TERMINOLOGY
170551	MEDICAL ASSISTING
170581	CHEMISTRY FOR HEALTH SCIENCE
170591	HEALTH OCCUPATIONS, INDEPENDENT STUDY
170592	HEALTH OCCUPATIONS - COOPERATIVE EDUCATION 1
170593	HEALTH OCCUPATIONS - COOPERATIVE EDUCATION 2
170600	NURSING-RELATED SERVICES, OTHER
170611	STUDENT ASSESSMENT OF CHILD HEALTH
170621	NURSING, PRACTICAL
170631	NURSE'S AIDE AND ORDERLY
170641	NURSE'S AIDE, COOPERATIVE
170700	OPHTHALMIC SERVICES, OTHER
170711	OPTICAL SERVICES ASSISTANT
170800	REHABILITATION SERVICES, OTHER
179900	ALLIED HEALTH, OTHER
180100	AUDIOLOGY AND SPEECH PATHOLOGY, OTHER
180200	BASIC CLINICAL HEALTH SCIENCES, OTHER
180300	CHIROPRACTIC, OTHER
180400	DENTISTRY, OTHER
180500	EMERGENCY/DISASTER SCIENCE, OTHER
180600	EPIDEMIOLOGY, OTHER
180700	HEALTH SCIENCES ADMINISTRATION, OTHER
180800	HEMATOLOGY, OTHER
180900	MEDICAL LABORATORY, OTHER
181000	MEDICINE, OTHER
181100	NURSING, OTHER

### VOCATIONAL COURSES—CONTINUED

#### **STUB1040: HEALTH—CONTINUED**

CSSC Code	Course Title
181200	OPTOMETRY, OTHER
181300	OSTEOPATHIC MEDICINE, OTHER
181400	PHARMACY, OTHER
181411	PHARMACY TECHNICIAN
181500	PODIATRY, OTHER
181600	POPULATION AND FAMILY PLANNING, OTHER
181700	PRE-DENTISTRY, OTHER
181800	PRE-MEDICINE, OTHER
181801	MEDICAL ETHICS
181900	PRE-PHARMACY, OTHER
182000	PRE-VETERINARY, OTHER
182100	PROSECTORIAL SCIENCE, OTHER
182200	PUBLIC HEALTH LABORATORY SCIENCE, OTHER
182300	TOXICOLOGY (CLINICAL), OTHER
182400	VETERINARY MEDICINE, OTHER
182501	BIO-MEDICAL TECHNOLOGY, GENERAL
182502	BIOTECHNOLOGY
189900	HEALTH SCIENCES, OTHER
553011	GENERAL HEALTH OCCUPATIONS 1
553021	GENERAL HEALTH OCCUPATIONS 2
553031	GENERAL HEALTH OCCUPATIONS 3
553211	HEALTH OCCUPATIONS WORK EXPERIENCE 1
553221	HEALTH OCCUPATIONS WORK EXPERIENCE 2

#### **STUB1050: OCCUPATIONAL HOME ECONOMICS**

CSSC Code	Course Title
040500	INTERIOR DESIGN, OTHER
040511	INTERIOR DESIGN
120100	DRY CLEANING AND LAUNDERING SERVICES, OTHER
120111	DRY CLEANING 1
120112	DRY CLEANING 2
120300	FUNERAL SERVICES, OTHER
120400	PERSONAL SERVICES, OTHER
120411	COSMETOLOGY
120412	COSMETOLOGY 2
120413	COSMETOLOGY 3

## DETAILED STUB LIST

### VOCATIONAL COURSES—CONTINUED

#### **STUB1050: OCCUPATIONAL HOME ECONOMICS—CONTINUED**

CSSC Code	Course Title
120414	COSMETOLOGY - COOPERATIVE EDUCATION 2, PART 1
120415	COSMETOLOGY - COOPERATIVE EDUCATION 2, PART 2
120421	BARBERING 1
120422	BARBERING 2
120423	BARBERING 3
120431	PERSONAL SERVICES OCCUPATIONS
120511	GENERAL SERVICES OCCUPATIONS 1
120512	GENERAL SERVICES OCCUPATIONS 2
120513	GENERAL SERVICES OCCUPATIONS 3
120514	GENERAL SERVICES OCCUPATIONS 4
120521	BUILDING AND GROUNDS MAINTENANCE OCCUPATIONS 1
120522	BUILDING AND GROUNDS MAINTENANCE OCCUPATIONS 2
120523	BUILDING AND GROUNDS MAINTENANCE OCCUPATIONS 3
129900	CONSUMER, PERSONAL, AND MISCELLANEOUS SERVICES, OTHER
200126	CURRENT ISSUES IN CHILD DEVELOPMENT
200151	HOME ECONOMICS OCCUPATIONS 1, EXPLORATORY
200152	HOME ECONOMICS OCCUPATIONS 2, EXPLORATORY
200193	HOME ECONOMICS - COOPERATIVE EDUCATION 1
200194	HOME ECONOMICS - COOPERATIVE EDUCATION 2
200200	CHILD CARE AND GUIDANCE MANAGEMENT AND SERVICES, OTHER
200211	CHILD CARE SERVICES
200221	CHILD CARE AIDE
200231	CHILD CARE MANAGEMENT
200241	FOSTER CARE AND FAMILY CARE
200251	TEACHER AIDE/ELEMENTARY
200252	TEACHER AIDE/SECONDARY
200261	CHILD CARE - COOPERATIVE EDUCATION 1
200262	CHILD CARE - COOPERATIVE EDUCATION 2
200300	CLOTHING, APPAREL, AND TEXTILES MANAGEMENT, PRODUCTION, AND SERVICES, OTHER

### VOCATIONAL COURSES—CONTINUED

#### **STUB1050: OCCUPATIONAL HOME ECONOMICS—CONTINUED**

CSSC Code	Course Title
200311	CLOTHING OCCUPATIONS 1
200312	CLOTHING OCCUPATIONS 2
200313	CLOTHING OCCUPATIONS 3
200314	CLOTHING OCCUPATIONS - COOPERATIVE EDUCATION 1
200315	CLOTHING OCCUPATIONS - COOPERATIVE EDUCATION 2
200321	CLOTHING MAINTENANCE AIDE
200331	COMMERCIAL GARMENT AND APPAREL CONSTRUCTION
200341	CUSTOM APPAREL CONSTRUCTION
200351	CUSTOM TAILORING AND ALTERATION
200361	WEDDING AND SPECIALTY CONSULTING
200371	FASHION AND FABRIC COORDINATION
200381	TEXTILES TESTING
200400	FOOD PRODUCTION, MANAGEMENT AND SERVICES, OTHER
200411	FOOD SERVICE TRAINING
200412	FOOD SERVICE TRAINING 2
200413	FOOD SERVICES/RESTAURANT MANAGEMENT
200421	FOOD SERVICE COOPERATIVE TRAINING
200431	BAKING
200441	CHEF
200451	CATERING
200461	DIETETIC AIDE
200471	FOOD TESTING
200481	SCHOOL FOOD SERVICE
200500	HOME FURNISHINGS AND EQUIPMENT MANAGEMENT, PRODUCTION, AND SERVICES, OTHER
200511	HOUSING AND INTERIOR DESIGN 1
200512	HOUSING AND INTERIOR DESIGN 2
200513	INTERIOR DESIGN OCCUPATIONS
200521	FLORAL DESIGN
200531	HOME DECORATING
200541	HOME FURNISHINGS AIDE
200551	CUSTOM DRAPERY AND WINDOW TREATMENT DESIGN
200561	CUSTOM SLIPCOVERING AND UPHOLSTERING
200571	HOME SERVICE ASSISTING 1
200572	HOME SERVICE ASSISTING 2

## DETAILED STUB LIST

### VOCATIONAL COURSES—CONTINUED

#### **STUB1050: OCCUPATIONAL HOME ECONOMICS—CONTINUED**

CSSC Code	Course Title
200573	HOME SERVICE ASST - COOPERATIVE EDUCATION 1
200574	HOME SERVICE ASST - COOPERATIVE EDUCATION 2
200600	INSTITUTIONAL, HOME MANAGEMENT, AND SUPPORTING SERVICES, OTHER
200611	CUSTODIAL SERVICES
200621	EXECUTIVE HOUSEKEEPING
200631	HOMEMAKER'S AIDE
200641	COMPANION TO THE AGED
200642	GERIATRICS 2
200643	GERIATRICS - COOPERATIVE EDUCATION 1
200644	GERIATRICS - COOPERATIVE EDUCATION 2
200651	CONSUMER AIDE
200661	THERAPEUTIC RECREATION AIDE
200671	INSTITUTIONAL, HOME MANAGEMENT SUPPORT SERVICES – COOPERATIVE EDUCATION
209900	VOCATIONAL HOME ECONOMICS, OTHER
556111	COSMETOLOGY/BARBER 1
556121	COSMETOLOGY/BARBER 2
556211	CUSTODIAL AND HOUSEKEEPING SERVICES 1
556221	CUSTODIAL AND HOUSEKEEPING SERVICES 2
556311	FOOD SERVICES 1
556321	FOOD SERVICES 2
556411	MISCELLANEOUS SERVICES 1
556421	MISCELLANEOUS SERVICES 2
556611	SERVICE OCCUPATIONS WORK EXPERIENCE 1
556621	SERVICE OCCUPATIONS WORK EXPERIENCE 2

### VOCATIONAL COURSES—CONTINUED

#### **STUB1060: TRADE AND INDUSTRY**

CSSC Code	Course Title
040100	ARCHITECTURE AND ENVIRONMENTAL DESIGN, OTHER GENERAL
040200	ARCHITECTURE, OTHER
040211	ARCHITECTURE, INTRODUCTION
040212	ARCHITECTURE, ADVANCED
040221	ARCHITECTURAL THEORY
040300	CITY, COMMUNITY, AND REGIONAL PLANNING, OTHER
040400	ENVIRONMENTAL DESIGN, OTHER
040600	LANDSCAPE ARCHITECTURE, OTHER
040700	URBAN DESIGN, OTHER
049900	ARCHITECTURE AND ENVIRONMENTAL DESIGN, OTHER
100131	PHOTOGRAPHY, COMMERCIAL
100132	PHOTOGRAPHY, ADVANCED COMMERCIAL
120531	INDUSTRIAL MAINTENANCE/MECHANICS 1
120532	INDUSTRIAL MAINTENANCE/MECHANICS 2
150431	COMPUTER-ASSISTED DESIGN/DRAFTING (CAD)
150432	COMPUTER-ASSISTED DESIGN/DRAFTING (CAD) 2
150433	COMPUTER-ASSISTED DESIGN/DRAFTING (CAD) 3
150434	COMPUTER-ASSISTED DESIGN/DRAFTING (CAD) 4
210110	INDUSTRIAL OCCUPATIONS 2
210111	INDUSTRIAL COOPERATIVE WORK EXPERIENCE
210112	INDUSTRIAL COOPERATIVE WORK EXPERIENCE, ADVANCED
210113	ELECTRICITY 1
210114	ELECTRICITY 2
210115	ELECTRONICS 1
210116	ELECTRONICS 2
210117	ELECTRONICS 3
210118	ELECTRONICS 4
210120	ELECTRICITY AND ELECTRONICS, ADVANCED
210121	MACHINE SHOP 1
210122	MACHINE SHOP 2
210123	MACHINE SHOP 3
210124	MACHINE SHOP 4

## DETAILED STUB LIST

### VOCATIONAL COURSES—CONTINUED

#### **STUB1060: TRADE AND INDUSTRY— CONTINUED**

CSSC Code	Course Title
210125	INDUSTRIAL EDUCATION MANAGEMENT TRAINEE
210126	INDUSTRIAL ARTS RESEARCH
210130	ELECTRICITY - COOPERATIVE EDUCATION 1
210131	ELECTRICITY - COOPERATIVE EDUCATION 2
210140	ELECTRONICS - COOPERATIVE EDUCATION 1
210141	ELECTRONICS - COOPERATIVE EDUCATION 2
210150	ELECTRICITY/ELECTRONICS - COOPERATIVE EDUCATION 1
210151	ELECTRICITY/ELECTRONICS - COOPERATIVE EDUCATION 2
460100	BRICKMASONRY, STONEMASONRY, AND TILE SETTING, OTHER
460111	MASONRY 1
460112	MASONRY 2
460113	MASONRY 3
460121	TILE SETTING AND PLASTERING
460131	CONCRETE TECHNICIAN
460200	CARPENTRY, OTHER
460211	CARPENTRY 1
460212	CARPENTRY 2
460213	CARPENTRY 3
460300	ELECTRICAL AND POWER TRANSMISSION INSTALLATION, OTHER
460311	HOUSEWIRING 1
460312	HOUSEWIRING 2
460321	ELECTRIC POWER AND COMMUNICATIONS LINEWORKER
460400	MISCELLANEOUS CONSTRUCTION TRADES, OTHER
460411	BUILDING CONSTRUCTION 1
460412	BUILDING CONSTRUCTION 2
460413	BUILDING CONSTRUCTION 3
460421	PAINTING AND DECORATING
460422	FLOORING INSTALLATION
460431	BUILDING MAINTENANCE
460432	BUILDING MAINTENANCE 2
460441	HOME MAINTENANCE AND REPAIR
460451	BUILDING CONSTRUCTION - COOPERATIVE EDUCATION 1

### VOCATIONAL COURSES—CONTINUED

#### **STUB1060: TRADE AND INDUSTRY— CONTINUED**

CSSC Code	Course Title
460452	BUILDING CONSTRUCTION - COOPERATIVE EDUCATION 2
460500	PLUMBING, PIPEFITTING, AND STEAMFITTING, OTHER
460511	PLUMBING 1
460512	PLUMBING 2
469900	CONSTRUCTION TRADES, OTHER
470100	ELECTRICAL AND ELECTRONICS EQUIPMENT REPAIR, OTHER
470111	SMALL APPLIANCE REPAIR
470121	RADIO AND TV REPAIR 1
470122	RADIO AND TV REPAIR 2
470123	RADIO AND TV REPAIR 3
470131	APPLIANCE REPAIR 1
470132	APPLIANCE REPAIR 2
470141	VENDING MACHINE REPAIR
470151	BUSINESS MACHINE REPAIR
470161	INDUSTRIAL ELECTRICITY
470171	INDUSTRIAL ELECTRONICS
470181	FOOD PROCESSING MACHINE MAINTENANCE TECHNICIAN/REPAIR
470191	COMPUTER REPAIR AND MAINTENANCE
470200	HEATING, AIR CONDITIONING, AND REFRIGERATION MECHANICS, OTHER
470211	AIR CONDITIONING, REFRIGERATION, AND HEATING
470212	AIR CONDITIONING, REFRIGERATION, AND HEATING, ADVANCED
470213	AIR CONDITIONING, REFRIGERATION, AND HEATING 3
470300	INDUSTRIAL EQUIPMENT MAINTENANCE AND REPAIR, OTHER
470311	INDUSTRIAL MECHANICS 1
470312	INDUSTRIAL MECHANICS 2
470321	DIESEL MECHANICS
470331	INDUSTRIAL MAINTENANCE MECHANICS 1
470332	INDUSTRIAL MAINTENANCE MECHANICS 2
470341	PETROLEUM DRILLING EQUIPMENT OPERATION AND MAINTENANCE 1
470342	PETROLEUM DRILLING EQUIPMENT OPERATION AND MAINTENANCE 2

## DETAILED STUB LIST

### VOCATIONAL COURSES—CONTINUED

#### **STUB1060: TRADE AND INDUSTRY— CONTINUED**

CSSC Code	Course Title
470343	PETROLEUM DRILLING EQUIPMENT OPERATION AND MAINTENANCE 3
470400	MISCELLANEOUS MECHANICS AND REPAIRERS, OTHER
470411	MUSICAL INSTRUMENT REPAIR
470421	INSTRUMENT MAINTENANCE AND REPAIR
470431	SHOE REPAIR AND ORTHOPEDICS 1
470432	SHOE REPAIR AND ORTHOPEDICS 2
470433	WATCH AND CLOCK REPAIR
470434	BICYCLE REPAIR
470500	STATIONARY ENERGY SOURCES, OTHER
470511	POWER MECHANICS 1
470512	POWER MECHANICS 2
470513	POWER MECHANICS 3
470514	POWER MECHANICS 4
470521	HYDRAULICS AND PNEUMATICS
470600	VEHICLE AND MOBILE EQUIPMENT MECHANICS AND REPAIRERS, OTHER
470611	SMALL ENGINE REPAIR 1
470612	SMALL ENGINE REPAIR 2
470621	AUTO MECHANICS 1
470622	AUTO MECHANICS 2
470623	AUTO MECHANICS 3
470624	AUTO MECHANICS - COOPERATIVE EDUCATION 1
470625	AUTO MECHANICS - COOPERATIVE EDUCATION 2
470631	AUTO BODY 1
470632	AUTO BODY 2
470633	AUTO BODY 3
470641	AUTO SERVICE 1
470642	AUTO SERVICE 2
470651	CONSUMER AUTO
470661	AIRFRAMES 1
470662	AIRFRAMES 2
470671	AVIATION POWERPLANT 1
470672	AVIATION POWERPLANT 2
470673	AVIATION POWERPLANT 3
470674	AVIATION POWERPLANT 4
470681	AVIATION QUALITY CONTROL 1
470682	AVIATION QUALITY CONTROL 2
470691	AIRCRAFT SHEETMETAL 1

### VOCATIONAL COURSES—CONTINUED

#### **STUB1060: TRADE AND INDUSTRY— CONTINUED**

CSSC Code	Course Title
470692	AIRCRAFT SHEETMETAL 2
479900	MECHANICS AND REPAIRERS, OTHER
480100	DRAFTING, OTHER
480111	MECHANICAL DRAWING 1
480112	MECHANICAL DRAWING 2
480113	MECHANICAL DRAWING 3
480114	MECHANICAL DRAWING 4
480121	ARCHITECTURAL DRAWING 1
480122	ARCHITECTURAL DRAWING 2
480123	ARCHITECTURAL DRAWING 3
480124	ARCHITECTURAL DRAWING 4
480131	ENGINEERING DRAWING 1
480132	ENGINEERING DRAWING 2
480141	BLUEPRINT READING
480151	DRAFTING 1, COOPERATIVE
480152	DRAFTING 2, COOPERATIVE
480200	GRAPHIC AND PRINTING COMMUNICATIONS, OTHER
480211	COMMERCIAL ART 1
480212	COMMERCIAL ART 2
480213	COMMERCIAL ART, COOPERATIVE
480214	COMMERCIAL ART 3
480221	GRAPHIC ARTS 1
480222	GRAPHIC ARTS 2
480223	GRAPHIC ARTS 3
480224	GRAPHIC ARTS 4
480231	SIGN PAINTING 1
480232	SIGN PAINTING 2
480233	SIGN PAINTING 3
480241	BINDERY
480251	ELECTRONIC COMPOSITION
480261	COPY EDITING
480281	DIGITAL DESIGN 1
480282	DIGITAL DESIGN 2
480283	DIGITAL DESIGN 3
480300	LEATHERWORKING AND UPHOLSTERING, OTHER
480311	LEATHERWORK 1
480312	LEATHERWORK 2
480321	UPHOLSTERY
480322	UPHOLSTERY, ADVANCED
480331	AUTO UPHOLSTERY
480400	PRECISION FOOD PRODUCTION, OTHER
480411	MEATCUTTING 1
480412	MEATCUTTING 2

## DETAILED STUB LIST

### VOCATIONAL COURSES—CONTINUED

#### **STUB1060: TRADE AND INDUSTRY— CONTINUED**

CSSC Code	Course Title
480500	PRECISION METAL WORK, OTHER
480511	METAL 1
480512	METAL 2
480513	METAL 3
480514	METAL 4
480521	WELDING 1
480522	WELDING 2
480523	WELDING 3
480524	WELDING - COOPERATIVE EDUCATION
480531	SHEET METAL 1
480532	SHEET METAL 2
480541	METAL RESTORATION
480551	FOUNDRY 1
480552	FOUNDRY 2
480600	PRECISION WORK, ASSORTED MATERIALS, OTHER
480611	PLASTICS 1
480612	PLASTICS 2
480621	SPACE AGE PLASTICS
480700	WOODWORKING, OTHER
480711	WOODWORKING 1
480712	WOODWORKING 2
480713	WOODWORKING 3
480714	WOODWORKING 4
480721	FURNITURE REFINISHING
480731	CABINETMAKING 1
480732	CABINETMAKING 2
489900	PRECISION PRODUCTION, OTHER
490100	AIR TRANSPORTATION, OTHER
490111	AERONAUTICS 1
490112	AERONAUTICS 2
490121	AVIATION TECHNOLOGY 1
490122	AVIATION TECHNOLOGY 2
490123	AVIATION TECHNOLOGY 3
490124	AVIATION TECHNOLOGY 4
490131	AIR TRAVEL SERVICE OCCUPATIONS
490141	AIRCRAFT PARTS MANAGEMENT 1
490142	AIRCRAFT PARTS MANAGEMENT 2
490200	VEHICLE AND EQUIPMENT OPERATION, OTHER
490211	FORKLIFT OPERATOR
490212	TRACTOR-TRAILER TRUCK DRIVING
490213	HEAVY VEHICLE OPERATION/EARTH MOVING EQUIPMENT
490214	BUS DRIVER/CHAUFFEUR

### VOCATIONAL COURSES—CONTINUED

#### **STUB1060: TRADE AND INDUSTRY— CONTINUED**

CSSC Code	Course Title
WATER	TRANSPORTATION, OTHER
490311	MARINE MECHANICS, BASIC
490312	MARINE MECHANICS, ADVANCED
490321	BOAT BUILDING
490331	NAVIGATION
490341	AQUATIC OCCUPATIONS
490411	INTRODUCTION TO TRANSPORTATION INDUSTRY
490412	TRANSPORTATION TECHNOLOGY 2
490421	TRANSPORTATION/TRAFFIC TECHNICIAN
499900	TRANSPORTATION AND MATERIAL MOVING, OTHER
500400	DESIGN, OTHER
500411	GRAPHIC DESIGN
500800	GRAPHIC ARTS TECHNOLOGY, OTHER
500811	COMPUTER GRAPHICS DESIGN
557111	GRAPHIC AND PRINTING COMMUNICATIONS 1
557211	LEATHERWORK AND UPHOLSTERY 1
557221	LEATHERWORK AND UPHOLSTERY 2
557311	MEATCUTTING 1
557321	MEATCUTTING 2
557511	PRECISION PRODUCTION WORK EXPERIENCE 1
557521	PRECISION PRODUCTION WORK EXPERIENCE 2
558011	GENERAL CONSTRUCTION TRADES 1
558021	GENERAL CONSTRUCTION TRADES 2
558031	GENERAL CONSTRUCTION TRADES 3
558111	BRICKMASONRY, STONEMASONRY, AND TILE SETTING 1
558121	BRICKMASONRY, STONEMASONRY, AND TILE SETTING 2
558211	CARPENTRY 1
558221	CARPENTRY 2
558311	PLUMBING 1
558321	PLUMBING 2
558511	CONSTRUCTION TRADES WORK EXPERIENCE 1
558521	CONSTRUCTION TRADES WORK EXPERIENCE 2
559011	AUTO SERVICE 1
559021	AUTO SERVICE 2
559111	AUTO SERVICE, WORK EXPERIENCE 1

## DETAILED STUB LIST

### VOCATIONAL COURSES—CONTINUED

#### **STUB1060: TRADE AND INDUSTRY— CONTINUED**

CSSC Code	Course Title
559121	AUTO SERVICE, WORK EXPERIENCE 2
559211	COMPUTER REPAIR AND MAINTENANCE

#### **STUB1070: TECHNICAL AND COMMUNICATIONS**

CSSC Code	Course Title
090600	RADIO/TELEVISION NEWS BROADCAST, OTHER
090611	BROADCAST JOURNALISM
090612	CAREERS IN RADIO/TELEVISION BROADCASTING
090700	RADIO/TELEVISION, OTHER GENERAL
090711	BROADCASTING, INTRODUCTION
090831	CRYPTOGRAPHY
100100	COMMUNICATION TECHNOLOGIES, OTHER
100111	WORLD OF COMMUNICATIONS
100112	TELECOMMUNICATIONS
100121	COMMUNICATIONS MEDIA PRODUCTION
100141	BROADCAST MANAGEMENT 1
100142	BROADCAST MANAGEMENT 2
100143	BROADCASTING PRACTICUM
100151	FILM MAKING AND PRODUCTION 1
100152	FILM MAKING AND PRODUCTION 2
100161	RADIO PRODUCTION
100171	TELEVISION PRODUCTION 1
100172	TELEVISION PRODUCTION 2
100173	TELEVISION PRODUCTION 3
100174	TELEVISION PRODUCTION 4
100181	CABLE TELEVISION
100191	RADIO/TELEVISION PRODUCTION 1
100192	RADIO/TELEVISION PRODUCTION 2
100201	IB COMMUNICATIONS
110100	COMPUTER AND INFORMATION SCIENCES, OTHER GENERAL
110101	INTRODUCTION TO COMPUTERS (HIGH SCHOOL LEVEL)
110112	INTRODUCTION TO INTERNET AND THE WORLD WIDE WEB

### VOCATIONAL COURSES—CONTINUED

#### **STUB1070: TECHNICAL AND COMMUNICATIONS—CONTINUED**

CSSC Code	Course Title
110131	COMPUTER APPLICATIONS
110132	COMPUTER APPLICATIONS, INDEPENDENT STUDY
110141	COMPUTER SCIENCES 3
110142	IB COMPUTER SCIENCE I
110143	AP COMPUTER SCIENCE A
110144	AP COMPUTER SCIENCE AB
110145	IB INFORMATION TECHNOLOGY IN A GLOBAL SOCIETY I
110146	IB INFORMATION TECHNOLOGY IN A GLOBAL SOCIETY II
110147	IB COMPUTER SCIENCE II
110151	ARTIFICIAL INTELLIGENCE
110152	MULTIMEDIA COMPUTER APPLICATIONS
110161	DESKTOP COMPUTER APPLICATION SUITES
110200	COMPUTER PROGRAMMING, OTHER
110211	COMPUTER PROGRAMMING 1
110212	COMPUTER PROGRAMMING 2
110213	COMPUTER PROGRAMMING 3
110221	FORTRAN, INTRODUCTION
110231	PASCAL, INTRODUCTION
110232	ADVANCED PASCAL
110241	BASIC, INTRODUCTION
110242	ADVANCED BASIC
110251	COBOL, INTRODUCTION
110252	ADVANCED COBOL
110261	LOGO, INTRODUCTION
110271	RPG PROGRAMMING, INTRODUCTION
110272	C PROGRAMMING
110273	C++ PROGRAMMING
110274	VISUAL BASIC
110275	ORACLE PROGRAMMING
110300	DATA PROCESSING, OTHER
110311	DATA PROCESSING, INTRODUCTION
110312	DATA PROCESSING, INTERMEDIATE
110313	DATA PROCESSING, ADVANCED
110321	COMPUTER PROGRAMMING - COOPERATIVE EDUCATION
110601	HTML
110602	JAVA
110603	WEB SITE DESIGN, DEVELOPMENT
110604	NETWORK ADMINISTRATION/MANAGEMENT 1

## DETAILED STUB LIST

### VOCATIONAL COURSES—CONTINUED

#### **STUB1070: TECHNICAL AND COMMUNICATIONS—CONTINUED**

CSSC Code	Course Title
110605	NETWORK ADMINISTRATION/MANAGEMENT 2
110606	NETWORK ADMINISTRATION/MANAGEMENT 3
110607	NETWORK ADMINISTRATION/MANAGEMENT 4
150100	ARCHITECTURAL TECHNOLOGIES, OTHER
150111	STRUCTURAL ENGINEERING TECHNICIAN
150200	CIVIL TECHNOLOGIES, OTHER
150211	SURVEYING
150221	CIVIL ENGINEERING TECHNICIAN
150300	ELECTRICAL AND ELECTRONIC TECHNOLOGIES, OTHER
150311	AUDIO ELECTRONICS
150321	ELECTRICAL TECHNOLOGY
150331	ELECTRONIC TECHNOLOGY 1
150332	ELECTRONIC TECHNOLOGY 2
150333	ELECTRONICS FABRICATION
150341	ELECTRICAL/ELECTRONICS ENGINEERING TECHNICIAN
150400	ELECTROMECHANICAL INSTRUMENTATION AND MAINTENANCE TECHNOLOGIES, OTHER
150411	ELECTROMECHANICAL TECHNOLOGY 1
150412	ELECTROMECHANICAL TECHNOLOGY 2
150421	INSTRUMENTATION TECHNOLOGY
150500	ENVIRONMENTAL CONTROL TECHNOLOGIES, OTHER
150511	ENVIRONMENTAL CONTROL TECHNOLOGIES
150600	INDUSTRIAL PRODUCTION TECHNOLOGIES, OTHER
150601	INDUSTRIAL RESEARCH AND DEVELOPMENT
150611	INDUSTRIAL PRODUCTION TECHNOLOGY 1
150612	INDUSTRIAL PRODUCTION TECHNOLOGY 2
150621	CHEMICAL MANUFACTURING TECHNOLOGY

### VOCATIONAL COURSES—CONTINUED

#### **STUB1070: TECHNICAL AND COMMUNICATIONS—CONTINUED**

CSSC Code	Course Title
150631	OPTICS TECHNOLOGY
150700	QUALITY CONTROL AND SAFETY TECHNOLOGIES, OTHER
150711	QUALITY CONTROL TECHNOLOGY
150800	MECHANICAL AND RELATED TECHNOLOGIES, OTHER
150811	AUTOMOTIVE DESIGN AND TECHNOLOGY
150821	MECHANICAL ENGINEERING TECHNOLOGY
150900	MINING AND PETROLEUM TECHNOLOGIES, OTHER
150911	MINING TECHNOLOGY
150921	PETROLEUM TECHNOLOGY
151001	PC OPERATING SYSTEMS (CHANGED TO 110604-110607 AND 470191)
159900	ENGINEERING AND ENGINEERING-RELATED TECHNOLOGIES, OTHER
170321	CHEMICAL TECHNOLOGY 1
170322	CHEMICAL TECHNOLOGY 2
210127	INTRODUCTION TO TECHNOLOGY
410100	BIOLOGICAL TECHNOLOGIES, OTHER
410200	NUCLEAR TECHNOLOGIES, OTHER
410300	PHYSICAL SCIENCE TECHNOLOGIES, OTHER
419900	SCIENCE TECHNOLOGIES, OTHER
470124	TELECOMMUNICATIONS TECHNICIAN
480271	DESKTOP PUBLISHING

#### **STUB1080: UNIDENTIFIED SUBJECT**

CSSC Code	Course Title
320106	COOPERATIVE EDUCATION 1
320107	COOPERATIVE EDUCATION 2
320120	TEST TAKING, GENERAL (CHANGED TO 320221)
320121	OFF-CAMPUS VO TECH TRAINING - UNSPECIFIED
320131	COORDINATED VOCATIONAL AND ACADEMIC EDUCATION (CVAE)
550001	GENERAL PREVOCATIONAL PREPARATION



## DETAILED STUB LIST

### PERSONAL/OTHER COURSES

#### STUB1100: GENERAL SKILLS

CSSC Code	Course Title
070153	PERSONAL RECORDKEEPING
070613	SPEED WRITING
090441	YEARBOOK PRODUCTION 1
090442	YEARBOOK PRODUCTION 2
090811	SIGN LANGUAGE 1
090812	SIGN LANGUAGE 2
090813	SIGN LANGUAGE 3
090821	BRAILLE COMMUNICATIONS
230413	HANDWRITING
230414	INTERPERSONAL COMMUNICATION
231215	SPEED READING
240121	SUMMER ABROAD
240122	DOMESTIC/FOREIGN TRAVEL/STUDY
240131	INDEPENDENT STUDY
240132	IB EXTENDED ESSAY
240161	ACADEMIC DECATHLON
240162	ACADEMIC COMPETITION
240163	SENIOR PROJECT
240171	INTERNSHIP, OTHER
320100	BASIC SKILLS, CAREER AND EMPLOYMENT, OTHER
320101	RECORDKEEPING, PERSONAL (CHANGED TO 070153)
320111	SPEED READING (CHANGED TO 231215)
320116	SPEED WRITING (CHANGED TO 070613)
320117	STUDY DYNAMICS (CHANGED TO 320211)
320200	BASIC SKILLS, GENERAL, OTHER
320201	RESOURCE ROOM (NON SPECIAL ED)
320211	STUDY DYNAMICS
320221	TEST TAKING
320231	INDIVIDUALIZED ACADEMIC PROGRAM
320241	ORIENTATION
320242	HOMEROOM
320243	ADVISORY
330100	CITIZENSHIP/CIVIC ACTIVITIES, OTHER
330111	STUDENT ASSISTANT
330112	LIFE SCIENCES LABORATORY ASSISTANT/AIDE
330113	PHYSICAL SCIENCES LABORATORY ASSISTANT/AIDE
330114	COMPUTER LABORATORY ASSISTANT
330131	STUDENT GOVERNMENT

### PERSONAL/OTHER COURSES—CONTINUED

#### STUB1100: GENERAL SKILLS—CONTINUED

CSSC Code	Course Title
330141	TUTORING
330151	COMMUNITY SERVICE
330152	EAST
330153	IB CREATIVITY, ACTION, AND SERVICE
430221	FIRE SAFETY EDUCATION
450604	FILING YOUR INCOME TAXES
543001	ACTIVITIES OF DAILY AND FAMILY LIVING
543009	ACTIVITIES OF DAILY AND FAMILY LIVING, NOT FOR CREDIT
543101	SOCIAL/BEHAVIORAL SKILLS
543109	SOCIAL/BEHAVIORAL SKILLS, NOT FOR CREDIT
543401	FUNCTIONAL TRANSITION SKILLS
543409	FUNCTIONAL TRANSITION SKILLS, NOT FOR CREDIT
549401	HANDICAPPED DEVELOPMENTAL SUPPORT SERVICES
549409	HANDICAPPED DEVELOPMENTAL SUPPORT SERVICES, NOT FOR CREDIT
569001	GENERAL TUTORIAL SERVICES
569009	GENERAL TUTORIAL SERVICES, NOT FOR CREDIT
569101	RESOURCE STUDY SKILLS
569109	RESOURCE STUDY SKILLS, NOT FOR CREDIT
569201	SCHOOL AND SOCIAL SURVIVAL SKILLS
569209	SCHOOL AND SOCIAL SURVIVAL SKILLS, NOT FOR CREDIT
569301	RESOURCE SURVIVAL SKILLS
569309	RESOURCE SURVIVAL SKILLS, NOT FOR CREDIT
569401	HANDICAP SPECIFIC SUPPORT SERVICES
569409	HANDICAP SPECIFIC SUPPORT SERVICES, NOT FOR CREDIT

## DETAILED STUB LIST

### PERSONAL/OTHER COURSES—CONTINUED

#### **STUB1200: PERSONAL HEALTH AND PHYSICAL EDUCATION**

CSSC Code	Course Title
120200	ENTERTAINMENT SERVICES, OTHER
120211	SPORTS OFFICIATING
170561	SPORTS MEDICINE
300131	OUTDOOR EDUCATION
310111	RECREATION AIDE
310121	SEARCH AND RESCUE
310200	OUTDOOR RECREATION, OTHER
330121	PEP SQUAD
340100	HEALTH-RELATED ACTIVITIES, OTHER
340111	PHYSICAL AND HEALTH EDUCATION 7
340112	PHYSICAL AND HEALTH EDUCATION 8
340113	PHYSICAL AND HEALTH EDUCATION 9
340114	PHYSICAL EDUCATION 10
340115	PHYSICAL EDUCATION 11
340116	PHYSICAL EDUCATION 12
340121	ADAPTIVE PHYSICAL EDUCATION (MULTIHANDICAPPED)/(NONREGULAR PROGRAM)
340122	PHYSICAL EDUCATION - MEDICALLY EXCUSED
340123	PHYSICAL EDUCATION – MPR 1
340124	PHYSICAL EDUCATION – MPR 2
340129	ADAPTIVE PHYSICAL EDUCATION (MULTIHANDICAPPED)/(NONREGULAR PROGRAM), NOT FOR CREDIT
340131	HEALTH 7
340132	HEALTH 8
340133	HEALTH 9
340134	HEALTH 10
340135	HEALTH 11
340136	HEALTH 12
340137	STATE REQUIREMENTS
340138	MODERN MEDICAL ISSUES
340141	DRUGS ALCOHOL AND TOBACCO
340151	DRIVER EDUCATION, CLASSROOM
340152	DRIVER EDUCATION, PRACTICE
340161	PHYSICAL EDUCATION LEADERSHIP TRAINING
340171	LIFE SAVING
340181	SAFETY
340191	SEX EDUCATION
350100	INTERPERSONAL SKILLS, OTHER
350111	INTERPERSONAL RELATIONSHIPS
350121	BUILDING HUMAN RELATIONSHIPS
350131	PEER COUNSELING

### PERSONAL/OTHER COURSES—CONTINUED

#### **STUB1200: PERSONAL HEALTH AND PHYSICAL EDUCATION—CONTINUED**

CSSC Code	Course Title
350141	DROPOUT PREVENTION
350151	LEADERSHIP
350161	WELLNESS LIFE SKILLS
360100	LEISURE AND RECREATIONAL ACTIVITIES, OTHER
360111	SPORTS, INDIVIDUAL
360121	SPORTS, TEAM
360131	GYMNASTICS
360141	DRILL TEAM
360151	TRACK AND FIELD
360161	AQUATICS
360171	CONDITIONING AND ATHLETICS
360181	MOTORCYCLE OPERATION
360191	RECREATIONAL ACTIVITIES
360192	EXPERIENTIAL OUTDOOR EDUCATION
370100	PERSONAL AWARENESS, OTHER
370111	PERSONAL DEVELOPMENT TECHNIQUES
370121	COPING WITH PERSONAL PROBLEMS
370131	SELF PERCEPTION
543201	FUNCTIONAL LEISURE AND RECREATIONAL SKILLS
543209	FUNCTIONAL LEISURE AND RECREATIONAL SKILLS, NOT FOR CREDIT
543301	FUNCTIONAL HEALTH - MIDDLE SCHOOL LEVEL
543302	FUNCTIONAL HEALTH - HIGH SCHOOL LEVEL
543309	FUNCTIONAL HEALTH, NOT FOR CREDIT
565001	RESOURCE HEALTH

#### **STUB1210: PHYSICAL EDUCATION**

CSSC Code	Course Title
340100	HEALTH-RELATED ACTIVITIES, OTHER
340111	PHYSICAL AND HEALTH EDUCATION 7
340112	PHYSICAL AND HEALTH EDUCATION 8
340113	PHYSICAL AND HEALTH EDUCATION 9
340114	PHYSICAL EDUCATION 10
340115	PHYSICAL EDUCATION 11

## DETAILED STUB LIST

### PERSONAL/OTHER COURSES—CONTINUED

#### **STUB1210: PHYSICAL EDUCATION— CONTINUED**

CSSC Code	Course Title
340116	PHYSICAL EDUCATION 12
340121	ADAPTIVE PHYSICAL EDUCATION (MULTIHANDICAPPED)/(NONREGULAR PROGRAM)
340122	PHYSICAL EDUCATION - MEDICALLY EXCUSED
340123	PHYSICAL EDUCATION – MPR 1
340124	PHYSICAL EDUCATION – MPR 2
340129	ADAPTIVE PHYSICAL EDUCATION (MULTIHANDICAPPED)/(NONREGULAR PROGRAM), NOT FOR CREDIT
340161	PHYSICAL EDUCATION LEADERSHIP TRAINING
340171	LIFE SAVING

#### **STUB1220: PERSONAL HEALTH**

CSSC Code	Course Title
340131	HEALTH 7
340132	HEALTH 8
340133	HEALTH 9
340134	HEALTH 10
340135	HEALTH 11
340136	HEALTH 12
340137	STATE REQUIREMENTS
340138	MODERN MEDICAL ISSUES
340141	DRUGS ALCOHOL AND TOBACCO
340191	SEX EDUCATION

#### **STUB1240: DRIVERS EDUCATION**

CSSC Code	Course Title
340151	DRIVER EDUCATION, CLASSROOM
340152	DRIVER EDUCATION, PRACTICE

### PERSONAL/OTHER COURSES—CONTINUED

#### **STUB1250: PERSONAL GROWTH/ INTERPERSONAL RELATIONSHIPS**

CSSC Code	Course Title
350100	INTERPERSONAL SKILLS, OTHER
350111	INTERPERSONAL RELATIONSHIPS
350121	BUILDING HUMAN RELATIONSHIPS
350131	PEER COUNSELING
350141	DROPOUT PREVENTION
350151	LEADERSHIP
350161	WELLNESS LIFE SKILLS

#### **STUB1300: RELIGION**

CSSC Code	Course Title
380200	RELIGION, OTHER
380201	CATHOLICISM, FOUNDATIONS
380202	WHO IS JESUS
380203	SCRIPTURE
380204	MORAL ISSUES, SOCIAL AND INDIVIDUAL
380205	MARRIAGE, LIFE CHOICES IN CHRISTIAN LIVING
380206	COMPARATIVE RELIGION
380207	SACRAMENTS
380208	EASTERN RELIGIOUS THOUGHT
380209	RELIGION AND PSYCHOLOGY
380210	WESTERN RELIGIONS
380211	RELIGION AND LITERATURE
380212	RELIGION, INTRODUCTION
380213	PRAYER AND LITURGY
380214	JUDAISM, FOUNDATIONS
380215	PROTESTANTISM, FOUNDATIONS
380216	RELIGIOUS MOVEMENTS IN AMERICA
380217	ISLAM AND THE KORAN
389900	PHILOSOPHY AND RELIGION, OTHER
390100	BIBLICAL LANGUAGES, OTHER
390200	BIBLE STUDIES, OTHER
390300	MISSIONARY STUDIES, OTHER
390400	RELIGIOUS EDUCATION, OTHER
390500	RELIGIOUS MUSIC, OTHER
390600	THEOLOGICAL STUDIES, OTHER
390611	THEOLOGICAL STUDIES
399900	THEOLOGY, OTHER

## DETAILED STUB LIST

### PERSONAL/OTHER COURSES—CONTINUED

#### **STUB1400: MILITARY SCIENCE**

CSSC Code	Course Title
280100	AEROSPACE SCIENCE (AIR FORCE), OTHER
280111	AEROSPACE EDUCATION
280112	AEROSPACE EDUCATION 2
280113	AEROSPACE EDUCATION 3
280114	AEROSPACE EDUCATION 4
280121	CIVIL AIR PATROL
280200	COAST GUARD SCIENCE, OTHER
280300	MILITARY SCIENCE (ARMY), OTHER
280311	ARMY LEADERSHIP DEVELOPMENT, INTRODUCTION
280312	ARMY INTERMEDIATE LEADERSHIP DEVELOPMENT
280313	ARMY APPLIED LEADERSHIP DEVELOPMENT
280314	ARMY ADVANCED LEADERSHIP DEVELOPMENT
280400	NAVAL SCIENCE (NAVY, MARINES), OTHER
280411	NAVAL SCIENCE 1
280412	NAVAL SCIENCE 2
280413	NAVAL SCIENCE 3
280414	NAVAL SCIENCE 4
280421	MARINE CORPS LEADERSHIP EDUCATION 1
280422	MARINE CORPS LEADERSHIP EDUCATION 2
280423	MARINE CORPS LEADERSHIP EDUCATION 3
280424	MARINE CORPS LEADERSHIP EDUCATION 4
280501	MILITARY DRILL TEAM
289900	MILITARY SCIENCES, OTHER
290100	MILITARY TECHNOLOGIES, OTHER

### PERSONAL/OTHER COURSES—CONTINUED

#### **STUB1500: SPECIAL EDUCATION**

CSSC Code	Course Title
340121	ADAPTIVE PHYSICAL EDUCATION (MULTIHANDICAPPED)/(NONREGULAR PROGRAM)
340129	ADAPTIVE PHYSICAL EDUCATION (MULTIHANDICAPPED)/(NONREGULAR PROGRAM), NOT FOR CREDIT
520101	GENERAL (INCLUDING PRE- VOCATIONAL PROGRAMS) EMH
520102	MATHEMATICS EMH
520103	ENGLISH/LANGUAGE ARTS EMH
520104	SCIENCE EMH
520105	SOCIAL STUDIES EMH
520106	ADAPTIVE FOODS EMH
520107	ADAPTIVE FOUNDRY EMH
520108	ADAPTIVE DRIVERS EDUCATION EMH
520109	ADAPTIVE HEALTH EDUCATION EMH
520110	WORK PROGRAM (OJT OFF CAMPUS) EMH
520201	RESOURCE (GENERAL) EH
520202	SELF CONTAINED EH
520203	ENGLISH/LANGUAGE ARTS EH
520204	MATHEMATICS EH
520205	SCIENCE EH
520206	SOCIAL STUDIES EH
520301	ENGLISH/LANGUAGE ARTS DEAF
520302	MATHEMATICS DEAF
520303	SCIENCE DEAF
520304	SOCIAL STUDIES DEAF
520305	GENERAL DEAF
520401	GENERAL BLIND
520501	HOMEBOUND (HOME OR HOSPITAL FOR MORE THAN 10 DAYS)
520601	LEARNING DISABILITIES OTHER
520701	HELP FOR UNDER-ACHIEVERS AND DISADVANTAGED STUDENTS
520801	SPEECH IMPAIRMENT GENERAL
520901	PHYSICALLY HANDICAPPED (GENERAL)
520902	PHYSICALLY HANDICAPPED WORK PROGRAM
521001	MULTI-HANDICAPPED (GENERAL)
521101	SEVERELY MENTALLY RETARDED (GENERAL)
541001	GENERAL MATH SKILLS
541009	FUNCTIONAL MATH SKILLS, NOT FOR CREDIT

## DETAILED STUB LIST

### PERSONAL/OTHER COURSES—CONTINUED

#### **STUB1500: SPECIAL EDUCATION—CONTINUED**

CSSC Code	Course Title
541101	FUNCTIONAL CONSUMER MATH
541109	FUNCTIONAL CONSUMER MATH, NOT FOR CREDIT
541201	FUNCTIONAL VOCATIONAL MATH
541209	FUNCTIONAL VOCATIONAL MATH, NOT FOR CREDIT
542011	FUNCTIONAL LANGUAGE ARTS 1
542019	FUNCTIONAL LANGUAGE ARTS 1, NOT FOR CREDIT
542021	FUNCTIONAL LANGUAGE ARTS 2
542029	FUNCTIONAL LANGUAGE ARTS 2, NOT FOR CREDIT
542031	FUNCTIONAL LANGUAGE ARTS 3
542039	FUNCTIONAL LANGUAGE ARTS 3, NOT FOR CREDIT
542041	FUNCTIONAL LANGUAGE ARTS 4
542049	FUNCTIONAL LANGUAGE ARTS 4, NOT FOR CREDIT
542051	FUNCTIONAL VOCATIONAL ENGLISH
542059	FUNCTIONAL VOCATIONAL ENGLISH, NOT FOR CREDIT
542101	FUNCTIONAL READING
542109	FUNCTIONAL READING, NOT FOR CREDIT
542201	FUNCTIONAL ORAL COMMUNICATION
542209	FUNCTIONAL ORAL COMMUNICATION, NOT FOR CREDIT
542301	FUNCTIONAL WRITING
542309	FUNCTIONAL WRITING, NOT FOR CREDIT
542401	FUNCTIONAL ACADEMICS
542409	FUNCTIONAL ACADEMICS, NOT FOR CREDIT
543001	ACTIVITIES OF DAILY AND FAMILY LIVING
543009	ACTIVITIES OF DAILY AND FAMILY LIVING, NOT FOR CREDIT
543101	SOCIAL/BEHAVIORAL SKILLS
543109	SOCIAL/BEHAVIORAL SKILLS, NOT FOR CREDIT
543201	FUNCTIONAL LEISURE AND RECREATIONAL SKILLS
543209	FUNCTIONAL LEISURE AND RECREATIONAL SKILLS, NOT FOR CREDIT

### PERSONAL/OTHER COURSES—CONTINUED

#### **STUB1500: SPECIAL EDUCATION—CONTINUED**

CSSC Code	Course Title
543301	FUNCTIONAL HEALTH - MIDDLE SCHOOL LEVEL
543302	FUNCTIONAL HEALTH - HIGH SCHOOL LEVEL
543309	FUNCTIONAL HEALTH, NOT FOR CREDIT
543401	FUNCTIONAL TRANSITION SKILLS
543409	FUNCTIONAL TRANSITION SKILLS, NOT FOR CREDIT
544001	FUNCTIONAL SCIENCE
544009	FUNCTIONAL SCIENCE, NOT FOR CREDIT
544501	FUNCTIONAL SOCIAL STUDIES
544509	FUNCTIONAL SOCIAL STUDIES, NOT FOR CREDIT
549401	HANDICAPPED DEVELOPMENTAL SUPPORT SERVICES
549409	HANDICAPPED DEVELOPMENTAL SUPPORT SERVICES, NOT FOR CREDIT
550001	GENERAL PREVOCATIONAL PREPARATION
550009	GENERAL PREVOCATIONAL PREPARATION, NOT FOR CREDIT
550101	CAREER EXPLORATION
550109	CAREER EXPLORATION, NOT FOR CREDIT
550201	GENERAL WORK-STUDY/EXPERIENCE
550209	GENERAL WORK-STUDY/EXPERIENCE, NOT FOR CREDIT
550301	GENERAL WORK EXPERIENCE
550309	GENERAL WORK EXPERIENCE, NOT FOR CREDIT
550401	COMBINED VOCATIONAL/ACADEMIC PREPARATION
550409	COMBINED VOCATIONAL/ACADEMIC PREPARATION, NOT FOR CREDIT
551001	GENERAL PRE-VOCATIONAL PREPARATION
551009	GENERAL PRE-VOCATIONAL PREPARATION, NOT FOR CREDIT
551011	GENERAL AGRICULTURE 1
551019	GENERAL AGRICULTURE 1, NOT FOR CREDIT
551021	GENERAL AGRICULTURE 2
551029	GENERAL AGRICULTURE 2, NOT FOR CREDIT

## DETAILED STUB LIST

### PERSONAL/OTHER COURSES—CONTINUED

#### **STUB1500: SPECIAL EDUCATION—CONTINUED**

CSSC Code	Course Title
551031	GENERAL AGRICULTURE 3
551039	GENERAL AGRICULTURE 3, NOT FOR CREDIT
551111	ANIMAL CARE 1
551119	ANIMAL CARE 1, NOT FOR CREDIT
551121	ANIMAL CARE 2
551129	ANIMAL CARE 2, NOT FOR CREDIT
551211	PLANT CARE 1
551219	PLANT CARE 1, NOT FOR CREDIT
551221	PLANT CARE 2
551229	PLANT CARE 2, NOT FOR CREDIT
551311	AGRICULTURAL MECHANICS 1
551319	AGRICULTURAL MECHANICS 1, NOT FOR CREDIT
551321	AGRICULTURAL MECHANICS 2
551329	AGRICULTURAL MECHANICS 2, NOT FOR CREDIT
551411	AGRICULTURAL WORK STUDY
551419	AGRICULTURAL WORK STUDY, NOT FOR CREDIT
551511	AGRICULTURAL WORK EXPERIENCE
551519	AGRICULTURAL WORK EXPERIENCE, NOT FOR CREDIT
552011	GENERAL OFFICE PRACTICE 1
552019	GENERAL OFFICE PRACTICE 1, NOT FOR CREDIT
552021	GENERAL OFFICE PRACTICE 2
552031	GENERAL OFFICE PRACTICE 3
552111	OFFICE MACHINES 1
552121	OFFICE MACHINES 2
552211	BUSINESS WORK STUDY 1
552221	BUSINESS WORK STUDY 2
552311	BUSINESS WORK EXPERIENCE 1
552321	BUSINESS WORK EXPERIENCE 2
553011	GENERAL HEALTH OCCUPATIONS 1
553019	GENERAL HEALTH OCCUPATIONS 1, NOT FOR CREDIT
553021	GENERAL HEALTH OCCUPATIONS 2
553029	GENERAL HEALTH OCCUPATIONS 2, NOT FOR CREDIT
553031	GENERAL HEALTH OCCUPATIONS 3
553039	GENERAL HEALTH OCCUPATIONS 3, NOT FOR CREDIT
553111	HEALTH OCCUPATIONS WORK STUDY 1

### PERSONAL/OTHER COURSES—CONTINUED

#### **STUB1500: SPECIAL EDUCATION—CONTINUED**

CSSC Code	Course Title
553119	HEALTH OCCUPATIONS WORK STUDY 1, NOT FOR CREDIT
553121	HEALTH OCCUPATIONS WORK STUDY 2
553129	HEALTH OCCUPATIONS WORK STUDY 2, NOT FOR CREDIT
553211	HEALTH OCCUPATIONS WORK EXPERIENCE 1
553219	HEALTH OCCUPATIONS WORK EXPERIENCE 1, NOT FOR CREDIT
553221	HEALTH OCCUPATIONS WORK EXPERIENCE 2
553229	HEALTH OCCUPATIONS WORK EXPERIENCE 2, NOT FOR CREDIT
554011	GENERAL HOME ECONOMICS 1
554019	GENERAL HOME ECONOMICS 1, NOT FOR CREDIT
554021	GENERAL HOME ECONOMICS 2
554029	GENERAL HOME ECONOMICS 2, NOT FOR CREDIT
554031	GENERAL HOME ECONOMICS 3
554039	GENERAL HOME ECONOMICS 3, NOT FOR CREDIT
554111	CHILD DEVELOPMENT 1
554119	CHILD DEVELOPMENT 1, NOT FOR CREDIT
554121	CHILD DEVELOPMENT 2
554129	CHILD DEVELOPMENT 2, NOT FOR CREDIT
554211	CLOTHING AND TEXTILES 1
554219	CLOTHING AND TEXTILES 1, NOT FOR CREDIT
554221	CLOTHING AND TEXTILES 2
554229	CLOTHING AND TEXTILES 2, NOT FOR CREDIT
554311	FOOD AND NUTRITION 1
554319	FOOD AND NUTRITION 1, NOT FOR CREDIT
554321	FOOD AND NUTRITION 2
554329	FOOD AND NUTRITION 2, NOT FOR CREDIT
554411	HOME ECONOMICS WORK STUDY 1
554419	HOME ECONOMICS WORK STUDY 1, NOT FOR CREDIT
554421	HOME ECONOMICS WORK STUDY 2

## DETAILED STUB LIST

### PERSONAL/OTHER COURSES—CONTINUED

#### **STUB1500: SPECIAL EDUCATION—CONTINUED**

CSSC Code	Course Title
554429	HOME ECONOMICS WORK STUDY 2, NOT FOR CREDIT
554511	HOME ECONOMICS WORK EXPERIENCE 1
554519	HOME ECONOMICS WORK EXPERIENCE 1, NOT FOR CREDIT
554521	HOME ECONOMICS WORK EXPERIENCE 2
554529	HOME ECONOMICS WORK EXPERIENCE 2, NOT FOR CREDIT
555011	GENERAL INDUSTRIAL ARTS 1
555019	GENERAL INDUSTRIAL ARTS 1, NOT FOR CREDIT
555021	GENERAL INDUSTRIAL ARTS 2
555029	GENERAL INDUSTRIAL ARTS 2, NOT FOR CREDIT
555031	GENERAL INDUSTRIAL ARTS 3
555039	GENERAL INDUSTRIAL ARTS 3, NOT FOR CREDIT
556111	COSMETOLOGY/BARBER 1
556119	COSMETOLOGY/BARBER 1, NOT FOR CREDIT
556121	COSMETOLOGY/BARBER 2
556129	COSMETOLOGY/BARBER 2, NOT FOR CREDIT
556211	CUSTODIAL AND HOUSEKEEPING SERVICES 1
556219	CUSTODIAL AND HOUSEKEEPING SERVICES 1, NOT FOR CREDIT
556221	CUSTODIAL AND HOUSEKEEPING SERVICES 2
556229	CUSTODIAL AND HOUSEKEEPING SERVICES 2, NOT FOR CREDIT
556311	FOOD SERVICES 1
556319	FOOD SERVICES 1, NOT FOR CREDIT
556321	FOOD SERVICES 2
556329	FOOD SERVICES 2, NOT FOR CREDIT
556411	MISCELLANEOUS SERVICES 1
556419	MISCELLANEOUS SERVICES 1, NOT FOR CREDIT
556421	MISCELLANEOUS SERVICES 2
556429	MISCELLANEOUS SERVICES 2, NOT FOR CREDIT
556511	SERVICE OCCUPATIONS WORK STUDY 1

### PERSONAL/OTHER COURSES—CONTINUED

#### **STUB1500: SPECIAL EDUCATION—CONTINUED**

CSSC Code	Course Title
556519	SERVICE OCCUPATIONS WORK STUDY 1, NOT FOR CREDIT
556521	SERVICE OCCUPATIONS WORK STUDY 2
556529	SERVICE OCCUPATIONS WORK STUDY 2, NOT FOR CREDIT
556611	SERVICE OCCUPATIONS WORK EXPERIENCE 1
556619	SERVICE OCCUPATIONS WORK EXPERIENCE 1, NOT FOR CREDIT
556621	SERVICE OCCUPATIONS WORK EXPERIENCE 2
556629	SERVICE OCCUPATIONS WORK EXPERIENCE 2, NOT FOR CREDIT
557111	GRAPHIC AND PRINTING COMMUNICATIONS 1
557119	GRAPHIC AND PRINTING COMMUNICATIONS 1, NOT FOR CREDIT
557121	GRAPHIC AND PRINTING COMMUNICATIONS 2
557129	GRAPHIC AND PRINTING COMMUNICATIONS 2, NOT FOR CREDIT
557211	LEATHERWORK AND UPHOLSTERY 1
557219	LEATHERWORK AND UPHOLSTERY 1, NOT FOR CREDIT
557221	LEATHERWORK AND UPHOLSTERY 2
557229	LEATHERWORK AND UPHOLSTERY 2, NOT FOR CREDIT
557311	MEATCUTTING 1
557319	MEATCUTTING 1, NOT FOR CREDIT
557321	MEATCUTTING 2
557329	MEATCUTTING 2, NOT FOR CREDIT
557411	PRECISION PRODUCTION WORK STUDY 1
557419	PRECISION PRODUCTION WORK STUDY 1, NOT FOR CREDIT
557421	PRECISION PRODUCTION WORK STUDY 2
557429	PRECISION PRODUCTION WORK STUDY 2, NOT FOR CREDIT
557511	PRECISION PRODUCTION WORK EXPERIENCE 1
557519	PRECISION PRODUCTION WORK EXPERIENCE 1, NOT FOR CREDIT

## DETAILED STUB LIST

### PERSONAL/OTHER COURSES—CONTINUED

#### **STUB1500: SPECIAL EDUCATION—CONTINUED**

CSSC Code	Course Title
557521	PRECISION PRODUCTION WORK EXPERIENCE 2
557529	PRECISION PRODUCTION WORK EXPERIENCE 2, NOT FOR CREDIT
558011	GENERAL CONSTRUCTION TRADES 1
558019	GENERAL CONSTRUCTION TRADES 1, NOT FOR CREDIT
558021	GENERAL CONSTRUCTION TRADES 2
558029	GENERAL CONSTRUCTION TRADES 2, NOT FOR CREDIT
558031	GENERAL CONSTRUCTION TRADES 3
558039	GENERAL CONSTRUCTION TRADES 3, NOT FOR CREDIT
558111	BRICKMASONRY, STONEMASONRY, AND TILE SETTING 1
558119	BRICKMASONRY, STONEMASONRY, AND TILE SETTING 1, NOT FOR CREDIT
558121	BRICKMASONRY, STONEMASONRY, AND TILE SETTING 2
558129	BRICKMASONRY, STONEMASONRY, AND TILE SETTING 2, NOT FOR CREDIT
558211	CARPENTRY 1
558219	CARPENTRY 1, NOT FOR CREDIT
558221	CARPENTRY 2
558229	CARPENTRY 2, NOT FOR CREDIT
558311	PLUMBING 1
558319	PLUMBING 1, NOT FOR CREDIT
558321	PLUMBING 2
558329	PLUMBING 2, NOT FOR CREDIT
558411	CONSTRUCTION TRADES WORK STUDY 1
558419	CONSTRUCTION TRADES WORK STUDY 1, NOT FOR CREDIT
558421	CONSTRUCTION TRADES WORK STUDY 2
558429	CONSTRUCTION TRADES WORK STUDY 2, NOT FOR CREDIT
558511	CONSTRUCTION TRADES WORK EXPERIENCE 1
558519	CONSTRUCTION TRADES WORK EXPERIENCE 1, NOT FOR CREDIT
558521	CONSTRUCTION TRADES WORK EXPERIENCE 2
558529	CONSTRUCTION TRADES WORK EXPERIENCE 2, NOT FOR CREDIT
559011	AUTO SERVICE 1

### PERSONAL/OTHER COURSES—CONTINUED

#### **STUB1500: SPECIAL EDUCATION—CONTINUED**

CSSC Code	Course Title
559019	AUTO SERVICE 1, NOT FOR CREDIT
559021	AUTO SERVICE 2
559029	AUTO SERVICE 2, NOT FOR CREDIT
559111	AUTO SERVICE, WORK EXPERIENCE 1
559119	AUTO SERVICE, WORK EXPERIENCE 1, NOT FOR CREDIT
559121	AUTO SERVICE, WORK EXPERIENCE 2
559129	AUTO SERVICE, WORK EXPERIENCE 2, NOT FOR CREDIT
559211	COMPUTER REPAIR AND MAINTENANCE
562300	SPECIAL EDUCATION LANGUAGE ARTS
562301	RESOURCE LANGUAGE ARTS/ENGLISH
562302	DEVELOPMENTAL ENGLISH 2/RESOURCE ESE AAP ENGLISH 2
562303	DEVELOPMENTAL ENGLISH 3/RESOURCE ESE AAP ENGLISH 3
562304	DEVELOPMENTAL ENGLISH 4/RESOURCE ESE AAP ENGLISH 4
562309	RESOURCE LANGUAGE ARTS/ENGLISH, NOT FOR CREDIT
562310	SPECIAL EDUCATION READING
562311	RESOURCE READING
562319	RESOURCE READING, NOT FOR CREDIT
562320	SPECIAL EDUCATION WRITING - MIDDLE SCHOOL LEVEL
562321	RESOURCE WRITING
562322	RESOURCE ROOM ENGLISH 2 (SPECIAL EDUCATION)
562329	RESOURCE WRITING, NOT FOR CREDIT
562700	SPECIAL EDUCATION MATH
562701	RESOURCE GENERAL MATH
562709	RESOURCE GENERAL MATH, NOT FOR CREDIT
562711	RESOURCE VOCATIONAL MATH
562719	RESOURCE VOCATIONAL MATH, NOT FOR CREDIT
562721	RESOURCE CONSUMER MATH
562729	RESOURCE CONSUMER MATH, NOT FOR CREDIT
563201	RESOURCE CAREER EXPLORATION/PRE-VOCATIONAL SKILLS
563209	RESOURCE CAREER EXPLORATION/PRE-VOCATIONAL SKILLS, NOT FOR CREDIT



## DETAILED STUB LIST

### PERSONAL/OTHER COURSES—CONTINUED

#### **STUB1500: SPECIAL EDUCATION—CONTINUED**

CSSC

Code      Course Title

563211	RESOURCE TRANSITION SKILLS
563219	RESOURCE TRANSITION SKILLS, NOT FOR CREDIT
564000	SPECIAL EDUCATION GENERAL SCIENCE
564001	RESOURCE GENERAL SCIENCE
564009	RESOURCE GENERAL SCIENCE, NOT FOR CREDIT
564500	SPECIAL EDUCATION SOCIAL STUDIES
564501	RESOURCE SOCIAL STUDIES
564509	RESOURCE SOCIAL STUDIES, NOT FOR CREDIT
565001	RESOURCE HEALTH
569001	GENERAL TUTORIAL SERVICES
569009	GENERAL TUTORIAL SERVICES, NOT FOR CREDIT
569101	RESOURCE STUDY SKILLS
569109	RESOURCE STUDY SKILLS, NOT FOR CREDIT
569201	SCHOOL AND SOCIAL SURVIVAL SKILLS
569209	SCHOOL AND SOCIAL SURVIVAL SKILLS, NOT FOR CREDIT
569301	RESOURCE SURVIVAL SKILLS
569309	RESOURCE SURVIVAL SKILLS, NOT FOR CREDIT
569401	HANDICAP SPECIFIC SUPPORT SERVICES
569409	HANDICAP SPECIFIC SUPPORT SERVICES, NOT FOR CREDIT

#### **STUB1600: ALL COURSES OTHER THAN ABOVE**

CSSC

Code      Course Title

240151	NON-SPECIFIC COLLEGE LEVEL STUDIES
240152	SPECIFIC COLLEGE LEVEL STUDIES
240153	NON-SPECIFIC HIGH SCHOOL LEVEL STUDIES
600000	UNCODEABLE

## DETAILED STUB LIST

### NEW BASICS CURRICULUM

<b>STUB2001</b>	<b>4 E + 3 SS + 3 SCI + 3 MATH + 1/2 COMP. + 2 FL</b>
	<p>0 For students not meeting the following minimum requirements</p> <p>1 For students who have earned the following minimum numbers of credits in each of the New Basics core subject areas:</p> <ul style="list-style-type: none"> <li>4.0 credits in English courses</li> <li>3.0 credits in History/Social Studies courses</li> <li>3.0 credits in Science courses</li> <li>3.0 credits in Mathematics courses</li> <li>0.5 credits in Computer Science/Programming courses</li> <li>2.0 credits in Foreign Language courses</li> </ul> <p>NOTE: This is the set of courses recommended by the National Commission on Excellence in Education in <u>A Nation at Risk</u> (1983) for college-bound students.</p>
<b>STUB2002</b>	<b>4 E + 3 SS + 3 SCI + 3 MATH + 1/2 COMP.</b>
This is the "New Basics Curriculum" or the "Core Curriculum"	<p>0 For students not meeting the following minimum requirements</p> <p>1 For students who have earned the following minimum numbers of credits in each of the New Basics core subject areas:</p> <ul style="list-style-type: none"> <li>4.0 credits in English courses</li> <li>3.0 credits in History/Social Studies courses</li> <li>3.0 credits in Science courses</li> <li>3.0 credits in Mathematics courses</li> <li>0.5 credits in Computer Science/Programming courses</li> </ul> <p>NOTE: This is the set of courses recommended by the National Commission on Excellence in Education in <u>A Nation at Risk</u> (1983) for all high school graduates.</p>
<b>STUB2003</b>	<b>4 E + 3 SS + 3 SCI + 3 MATH + 2 FL</b>
	<p>0 For students not meeting the following minimum requirements</p> <p>1 For students who have earned the following minimum numbers of credits in each of the New Basics core subject areas:</p> <ul style="list-style-type: none"> <li>4.0 credits in English courses</li> <li>3.0 credits in History/Social Studies courses</li> <li>3.0 credits in Science courses</li> <li>3.0 credits in Mathematics courses</li> <li>2.0 credits in Foreign Language courses</li> </ul>

## DETAILED STUB LIST

<b>STUB2004</b>	<b>4 E + 3 SS + 3 SCI + 3 MATH</b>
This is the "Minimal Academic Curriculum" or "Law 1 Curriculum"	<p>0 For students not meeting the following minimum requirements</p> <p>1 For students who have earned the following minimum numbers of credits in each of the New Basics core subject areas:</p> <p style="padding-left: 40px;">4.0 credits in English courses</p> <p style="padding-left: 40px;">3.0 credits in History/Social Studies courses</p> <p style="padding-left: 40px;">3.0 credits in Science courses</p> <p style="padding-left: 40px;">3.0 credits in Mathematics courses</p> <p>NOTE: This is the minimum set of courses required by states classified as "Law 1" states.</p>
<b>STUB2005</b>	<b>4 E + 3 SS + 2 SCI + 2 MATH</b>
This is the "Law 2 Curriculum"	<p>0 For students not meeting the following minimum requirements</p> <p>1 For students who have earned the following minimum numbers of credits in each of the New Basics core subject areas:</p> <p style="padding-left: 40px;">4.0 credits in English courses</p> <p style="padding-left: 40px;">3.0 credits in History/Social Studies courses</p> <p style="padding-left: 40px;">2.0 credits in Science courses</p> <p style="padding-left: 40px;">2.0 credits in Mathematics courses</p> <p>NOTE: This is the minimum set of courses required by states classified as "Law 2" states.</p>

Appendix J

2009 High School Transcript Study  
Codebook for Catalog File

*This page intentionally left blank.*

**HSTS 2009 Electronic Codebook**

**Variable Name** : CATLOGID      Catalog ID  
**Record Number** : 1  
**Position** : 1-11  
**Format** : C11

**Response**

00009990001-56300100088

**Codes**

00009990001-56300100088

**Variable Name** : SCHOOLID      School ID  
**Record Number** : 1  
**Position** : 12-18  
**Format** : C7

**Response**

0000999-5630010

**Codes**

0000999-5630010

**Variable Name** : CATSRCE      Source of Catalog Titles  
**Record Number** : 1  
**Position** : 19-19  
**Format** : C1

**Response**

School Provided  
Generic Catalog

**Codes**

1  
2

**Variable Name** : CATTYPER      Type of Catalog Provided by School  
**Record Number** : 1  
**Position** : 20-20  
**Format** : C1

**Response**

Catalog - School Level  
 Catalog - District Level  
 Catalog - State Level  
 Course List - School Level  
 Course List - District Level  
 Course List - State Level  
 Other  
 Generic Catalog

**Codes**

1  
 2  
 3  
 4  
 5  
 6  
 7  
 9

**Variable Name** : CRSENAME Catalog Course Title  
**Record Number** : 1  
**Position** : 21-140  
**Format** : C120

**Response**

All Course Titles

**Codes**

All Course Titles

---

**Variable Name** : CSSC Course CSSC Code  
**Record Number** : 1  
**Position** : 141-146  
**Format** : C6

**Response**

010100-600000

**Codes**

010100-600000

---

**Variable Name** : OFFCAMP Taught Off Campus? (Flag)  
**Record Number** : 1  
**Position** : 147-147  
**Format** : C1

**Response**

On Campus  
Vocational Educational Center  
Special Education Center  
Other Location  
Multiple Locations  
Home Schooling  
Distance Learning  
Video-Enhanced  
Correspondence Course  
Computer-Based or Internet Training

**Codes**

0  
1  
2  
3  
4  
5  
6  
7  
8  
9

---

**Variable Name** : OTHLANG Taught in Language Other than English? (Flag)  
**Record Number** : 1  
**Position** : 148-148  
**Format** : C1

**Response**

Taught in English  
English as a Second Language  
Bilingual Course  
Sheltered Instruction  
Foreign Language Immersion

**Codes**

0  
1  
2  
3  
4

**Variable Name** : SPEDFLAG Special Education Course? (Flag)  
**Record Number** : 1  
**Position** : 149-149  
**Format** : C1

**Response****Codes**

Self-Contained Special Education Course	0
Not a Special Education Course	1
Resource Special Education Course	2
Physical Disabilities Course	3
Inclusion Course	4

---

**Variable Name** : SEQFLAG Taught in a Course Sequence? (Flag)  
**Record Number** : 1  
**Position** : 150-150  
**Format** : C1

**Response****Codes**

Not a Sequential Course	0
Introductory Course in Sequence	1
Advanced Course in Sequence	2

---

**Variable Name** : LEVELFLG Course Level (Flag)  
**Record Number** : 1  
**Position** : 151-151  
**Format** : C1

**Response****Codes**

Not Classified	0
Remedial Course	1
Regular Course	2
Honors Course	3
Pre-AP Course	4
Advanced Placement Course	5
Pre-IB Course	6
International Baccalaureate Course	7
Advance International Certificate of Education Course	8
Pre-AICE Course	9

---



**Variable Name** : COLLFLG College Credit for Course? (Flag)  
**Record Number** : 1  
**Position** : 152-152  
**Format** : C1

**Response****Codes**

No College Credit	0
College Credit	1
Articulated College Credit	2

---

**Variable Name** : PAIDFLG Student Paid for Work? (Flag)  
**Record Number** : 1  
**Position** : 153-153  
**Format** : C1

**Response****Codes**

Not Applicable	0
Unpaid Work	1
Paid Work	2

## Appendix K

### 2009 High School Transcript Study Codebook for Master CSSC File

*This page intentionally left blank.*

---

HSTS 2009 Electronic Codebook

**Variable Name** : CSSC CSSC Code  
**Record Number** : 1  
**Position** : 1-6  
**Format** : C6

**Response**

010100-600000

**Codes**

010100-600000

---

**Variable Name** : SPEDFLAG Special Education Course? (Flag)  
**Record Number** : 1  
**Position** : 7-7  
**Format** : C1

**Response**

Self-Contained Special Education Course  
Not a Special Education Course  
Resource Special Education Course  
Physical Disabilities Course  
Inclusion Course

**Codes**

0  
1  
2  
3  
4

---

**Variable Name** : TITLE CSSC Code Title  
**Record Number** : 1  
**Position** : 8-132  
**Format** : C125

**Response**

All CSSC Code Titles

**Codes**

All CSSC Code Titles

---

**Variable Name** : SEQFLAG Taught in a Course Sequence? (Flag)  
**Record Number** : 1  
**Position** : 133-133  
**Format** : C1

**Response**

Not a Sequential Course  
Introductory Course in Sequence  
Advanced Course in Sequence

**Codes**

0  
1  
2

*This page intentionally left blank.*

## Appendix L

### 2009 High School Transcript Study Codebook for NAEP Data File

*This page intentionally left blank.*

## HSTS 2009 Electronic Codebook

**Variable Name** : SCHOOLID      School ID  
**Record Number** : 1  
**Position** : 1-7  
**Format** : C7

**Response**

0130030-5630010

**Codes**

0130030-5630010

---

**Variable Name** : STUDENTI      Student ID  
**Record Number** : 1  
**Position** : 8-17  
**Format** : C10

**Response**

1012000016-7482006001

**Codes**

1012000016-7482006001

---

**Variable Name** : NAEPSBJ      NAEP Subject  
**Record Number** : 1  
**Position** : 18-18  
**Format** : C1

**Response**Mathematics  
Science**Codes**1  
2

---

**Variable Name** : PARED      Parental Education Status  
**Record Number** : 1  
**Position** : 19-19  
**Format** : C1

**Response**Multiple responses  
Did not finish high school  
Graduated high school  
Some education after high school  
Graduated college  
I don't know  
Unknown  
Missing**Codes**0  
1  
2  
3  
4  
7  
8  
9



**Variable Name** : COLLED Collapsed Parental Education Status  
**Record Number** : 1  
**Position** : 20-20  
**Format** : C1

Response	Codes
Neither parent graduated college	0
At least one parent graduated college	1
Unknown/Missing	9

---

**Variable Name** : EXPEDUC Expected Education Status  
**Record Number** : 1  
**Position** : 21-21  
**Format** : C1

Response	Codes
Multiple responses	0
Will not graduate high school	1
Will graduate high school	2
Will have some education after high school	3
Will graduate college	4
Will go to graduate school	5
I don't know	6
Unknown	8
Missing	9

---

**Variable Name** : COLLEXP Collapsed Expected Education Status  
**Record Number** : 1  
**Position** : 22-22  
**Format** : C1

Response	Codes
Will not graduate college	0
Will graduate college	1
Unkown/Missing	9

---

**Variable Name** : PSCORE1 Composite Score - Estimate 1  
**Record Number** : 1  
**Position** : 23-28  
**Format** : N6.2

Response	Codes
8.41 - 271.63	8.41 - 271.63

**Variable Name** : PSCORE2 Composite Score - Estimate 2  
**Record Number** : 1  
**Position** : 29-34  
**Format** : N6.2

**Response****Codes**

6.10 - 261.29

6.10 - 261.29

---

**Variable Name** : PSCORE3 Composite Score - Estimate 3  
**Record Number** : 1  
**Position** : 35-40  
**Format** : N6.2

**Response****Codes**

22.90 - 272.23

22.90 - 272.23

---

**Variable Name** : PSCORE4 Composite Score - Estimate 4  
**Record Number** : 1  
**Position** : 41-46  
**Format** : N6.2

**Response****Codes**

16.20 - 271.70

16.20 - 271.70

---

**Variable Name** : PSCORE5 Composite Score - Estimate 5  
**Record Number** : 1  
**Position** : 47-52  
**Format** : N6.2

**Response****Codes**

15.73 - 284.10

15.73 - 284.10

**Variable Name** : REPGRP Jackknife Replicate Group Number  
**Record Number** : 1  
**Position** : 53-54  
**Format** : N2.0

**Response**

1 - 62

**Codes**

1 - 62

---

**Variable Name** : DRPGRP Jackknife Dropout Group Number  
**Record Number** : 1  
**Position** : 55-55  
**Format** : N1.0

**Response**

1 - 3

**Codes**

1 - 3

---

**Variable Name** : FINLNKWT Final Usable Linked Student Weight  
**Record Number** : 1  
**Position** : 56-69  
**Format** : N14.8

**Response**

17.87 - 9895.36

**Codes**

17.87 - 9895.36

---

**Variable Name** : LREPWT1 Linked Jackknife Replicate Weight 1  
**Record Number** : 1  
**Position** : 70-83  
**Format** : N14.8

**Response**

0.00 - 9895.36

**Codes**

0.00 - 9895.36

**Variable Name** : LREPWT2 Linked Jackknife Replicate Weight 2  
**Record Number** : 1  
**Position** : 84-97  
**Format** : N14.8

**Response****Codes**

0.00 - 9895.36

0.00 - 9895.36

---

**Variable Name** : LREPWT3 Linked Jackknife Replicate Weight 3  
**Record Number** : 1  
**Position** : 98-111  
**Format** : N14.8

**Response****Codes**

0.00 - 9895.36

0.00 - 9895.36

---

**Variable Name** : LREPWT4 Linked Jackknife Replicate Weight 4  
**Record Number** : 1  
**Position** : 112-125  
**Format** : N14.8

**Response****Codes**

0.00 - 9895.36

0.00 - 9895.36

---

**Variable Name** : LREPWT5 Linked Jackknife Replicate Weight 5  
**Record Number** : 1  
**Position** : 126-139  
**Format** : N14.8

**Response****Codes**

0.00 - 9895.36

0.00 - 9895.36

**Variable Name** : LREPWT6 Linked Jackknife Replicate Weight 6  
**Record Number** : 1  
**Position** : 140-153  
**Format** : N14.8

**Response****Codes**

0.00 - 11064.31

0.00 - 11064.31

---

**Variable Name** : LREPWT7 Linked Jackknife Replicate Weight 7  
**Record Number** : 1  
**Position** : 154-167  
**Format** : N14.8

**Response****Codes**

0.00 - 9895.36

0.00 - 9895.36

---

**Variable Name** : LREPWT8 Linked Jackknife Replicate Weight 8  
**Record Number** : 1  
**Position** : 168-181  
**Format** : N14.8

**Response****Codes**

0.00 - 9107.39

0.00 - 9107.39

---

**Variable Name** : LREPWT9 Linked Jackknife Replicate Weight 9  
**Record Number** : 1  
**Position** : 182-195  
**Format** : N14.8

**Response****Codes**

0.00 - 9107.39

0.00 - 9107.39

**Variable Name** : LREPWT10      Linked Jackknife Replicate Weight 10  
**Record Number** : 1  
**Position** : 196-209  
**Format** : N14.8

**Response****Codes**

0.00 - 9895.36

0.00 - 9895.36

---

**Variable Name** : LREPWT11      Linked Jackknife Replicate Weight 11  
**Record Number** : 1  
**Position** : 210-223  
**Format** : N14.8

**Response****Codes**

0.00 - 10019.05

0.00 - 10019.05

---

**Variable Name** : LREPWT12      Linked Jackknife Replicate Weight 12  
**Record Number** : 1  
**Position** : 224-237  
**Format** : N14.8

**Response****Codes**

0.00 - 10322.93

0.00 - 10322.93

---

**Variable Name** : LREPWT13      Linked Jackknife Replicate Weight 13  
**Record Number** : 1  
**Position** : 238-251  
**Format** : N14.8

**Response****Codes**

0.00 - 9901.69

0.00 - 9901.69

**Variable Name** : LREPWT14      Linked Jackknife Replicate Weight 14  
**Record Number** : 1  
**Position** : 252-265  
**Format** : N14.8

**Response****Codes**

0.00 - 9717.52

0.00 - 9717.52

---

**Variable Name** : LREPWT15      Linked Jackknife Replicate Weight 15  
**Record Number** : 1  
**Position** : 266-279  
**Format** : N14.8

**Response****Codes**

0.00 - 9613.07

0.00 - 9613.07

---

**Variable Name** : LREPWT16      Linked Jackknife Replicate Weight 16  
**Record Number** : 1  
**Position** : 280-293  
**Format** : N14.8

**Response****Codes**

0.00 - 14836.38

0.00 - 14836.38

---

**Variable Name** : LREPWT17      Linked Jackknife Replicate Weight 17  
**Record Number** : 1  
**Position** : 294-307  
**Format** : N14.8

**Response****Codes**

0.00 - 9107.39

0.00 - 9107.39

**Variable Name** : LREPWT18 Linked Jackknife Replicate Weight 18  
**Record Number** : 1  
**Position** : 308-321  
**Format** : N14.8

**Response****Codes**

0.00 - 10031.62

0.00 - 10031.62

---

**Variable Name** : LREPWT19 Linked Jackknife Replicate Weight 19  
**Record Number** : 1  
**Position** : 322-335  
**Format** : N14.8

**Response****Codes**

0.00 - 9628.88

0.00 - 9628.88

---

**Variable Name** : LREPWT20 Linked Jackknife Replicate Weight 20  
**Record Number** : 1  
**Position** : 336-349  
**Format** : N14.8

**Response****Codes**

0.00 - 9896.11

0.00 - 9896.11

---

**Variable Name** : LREPWT21 Linked Jackknife Replicate Weight 21  
**Record Number** : 1  
**Position** : 350-363  
**Format** : N14.8

**Response****Codes**

0.00 - 9976.32

0.00 - 9976.32



**Variable Name** : LREPWT22      Linked Jackknife Replicate Weight 22  
**Record Number** : 1  
**Position** : 364-377  
**Format** : N14.8

**Response****Codes**

0.00 - 9972.32

0.00 - 9972.32

---

**Variable Name** : LREPWT23      Linked Jackknife Replicate Weight 23  
**Record Number** : 1  
**Position** : 378-391  
**Format** : N14.8

**Response****Codes**

0.00 - 9894.93

0.00 - 9894.93

---

**Variable Name** : LREPWT24      Linked Jackknife Replicate Weight 24  
**Record Number** : 1  
**Position** : 392-405  
**Format** : N14.8

**Response****Codes**

0.00 - 9821.98

0.00 - 9821.98

---

**Variable Name** : LREPWT25      Linked Jackknife Replicate Weight 25  
**Record Number** : 1  
**Position** : 406-419  
**Format** : N14.8

**Response****Codes**

0.00 - 9983.90

0.00 - 9983.90

**Variable Name** : LREPWT26 Linked Jackknife Replicate Weight 26  
**Record Number** : 1  
**Position** : 420-433  
**Format** : N14.8

**Response****Codes**

0.00 - 10133.56

0.00 - 10133.56

---

**Variable Name** : LREPWT27 Linked Jackknife Replicate Weight 27  
**Record Number** : 1  
**Position** : 434-447  
**Format** : N14.8

**Response****Codes**

0.00 - 10104.89

0.00 - 10104.89

---

**Variable Name** : LREPWT28 Linked Jackknife Replicate Weight 28  
**Record Number** : 1  
**Position** : 448-461  
**Format** : N14.8

**Response****Codes**

0.00 - 9896.38

0.00 - 9896.38

---

**Variable Name** : LREPWT29 Linked Jackknife Replicate Weight 29  
**Record Number** : 1  
**Position** : 462-475  
**Format** : N14.8

**Response****Codes**

0.00 - 9895.36

0.00 - 9895.36

**Variable Name** : LREPWT30 Linked Jackknife Replicate Weight 30  
**Record Number** : 1  
**Position** : 476-489  
**Format** : N14.8

**Response****Codes**

0.00 - 9895.36

0.00 - 9895.36

---

**Variable Name** : LREPWT31 Linked Jackknife Replicate Weight 31  
**Record Number** : 1  
**Position** : 490-503  
**Format** : N14.8

**Response****Codes**

0.00 - 9895.36

0.00 - 9895.36

---

**Variable Name** : LREPWT32 Linked Jackknife Replicate Weight 32  
**Record Number** : 1  
**Position** : 504-517  
**Format** : N14.8

**Response****Codes**

0.00 - 9895.36

0.00 - 9895.36

---

**Variable Name** : LREPWT33 Linked Jackknife Replicate Weight 33  
**Record Number** : 1  
**Position** : 518-531  
**Format** : N14.8

**Response****Codes**

0.00 - 9895.36

0.00 - 9895.36

**Variable Name** : LREPWT34 Linked Jackknife Replicate Weight 34  
**Record Number** : 1  
**Position** : 532-545  
**Format** : N14.8

**Response****Codes**

0.00 - 9895.36

0.00 - 9895.36

---

**Variable Name** : LREPWT35 Linked Jackknife Replicate Weight 35  
**Record Number** : 1  
**Position** : 546-559  
**Format** : N14.8

**Response****Codes**

0.00 - 9895.36

0.00 - 9895.36

---

**Variable Name** : LREPWT36 Linked Jackknife Replicate Weight 36  
**Record Number** : 1  
**Position** : 560-573  
**Format** : N14.8

**Response****Codes**

0.00 - 9895.36

0.00 - 9895.36

---

**Variable Name** : LREPWT37 Linked Jackknife Replicate Weight 37  
**Record Number** : 1  
**Position** : 574-587  
**Format** : N14.8

**Response****Codes**

0.00 - 9895.36

0.00 - 9895.36

**Variable Name** : LREPWT38 Linked Jackknife Replicate Weight 38  
**Record Number** : 1  
**Position** : 588-601  
**Format** : N14.8

**Response****Codes**

0.00 - 9895.36

0.00 - 9895.36

---

**Variable Name** : LREPWT39 Linked Jackknife Replicate Weight 39  
**Record Number** : 1  
**Position** : 602-615  
**Format** : N14.8

**Response****Codes**

0.00 - 9895.36

0.00 - 9895.36

---

**Variable Name** : LREPWT40 Linked Jackknife Replicate Weight 40  
**Record Number** : 1  
**Position** : 616-629  
**Format** : N14.8

**Response****Codes**

0.00 - 9895.36

0.00 - 9895.36

---

**Variable Name** : LREPWT41 Linked Jackknife Replicate Weight 41  
**Record Number** : 1  
**Position** : 630-643  
**Format** : N14.8

**Response****Codes**

0.00 - 9895.36

0.00 - 9895.36

**Variable Name** : LREPWT42      Linked Jackknife Replicate Weight 42  
**Record Number** : 1  
**Position** : 644-657  
**Format** : N14.8

**Response****Codes**

0.00 - 17469.22

0.00 - 17469.22

---

**Variable Name** : LREPWT43      Linked Jackknife Replicate Weight 43  
**Record Number** : 1  
**Position** : 658-671  
**Format** : N14.8

**Response****Codes**

0.00 - 16231.11

0.00 - 16231.11

---

**Variable Name** : LREPWT44      Linked Jackknife Replicate Weight 44  
**Record Number** : 1  
**Position** : 672-685  
**Format** : N14.8

**Response****Codes**

0.00 - 9895.36

0.00 - 9895.36

---

**Variable Name** : LREPWT45      Linked Jackknife Replicate Weight 45  
**Record Number** : 1  
**Position** : 686-699  
**Format** : N14.8

**Response****Codes**

0.00 - 11644.32

0.00 - 11644.32

**Variable Name** : LREPWT46      Linked Jackknife Replicate Weight 46  
**Record Number** : 1  
**Position** : 700-713  
**Format** : N14.8

**Response****Codes**

0.00 - 9895.36

0.00 - 9895.36

---

**Variable Name** : LREPWT47      Linked Jackknife Replicate Weight 47  
**Record Number** : 1  
**Position** : 714-727  
**Format** : N14.8

**Response****Codes**

0.00 - 9895.36

0.00 - 9895.36

---

**Variable Name** : LREPWT48      Linked Jackknife Replicate Weight 48  
**Record Number** : 1  
**Position** : 728-741  
**Format** : N14.8

**Response****Codes**

0.00 - 9895.36

0.00 - 9895.36

---

**Variable Name** : LREPWT49      Linked Jackknife Replicate Weight 49  
**Record Number** : 1  
**Position** : 742-755  
**Format** : N14.8

**Response****Codes**

0.00 - 9895.36

0.00 - 9895.36

**Variable Name** : LREPWT50      Linked Jackknife Replicate Weight 50  
**Record Number** : 1  
**Position** : 756-769  
**Format** : N14.8

**Response****Codes**

0.00 - 9895.36

0.00 - 9895.36

---

**Variable Name** : LREPWT51      Linked Jackknife Replicate Weight 51  
**Record Number** : 1  
**Position** : 770-783  
**Format** : N14.8

**Response****Codes**

0.00 - 9895.36

0.00 - 9895.36

---

**Variable Name** : LREPWT52      Linked Jackknife Replicate Weight 52  
**Record Number** : 1  
**Position** : 784-797  
**Format** : N14.8

**Response****Codes**

0.00 - 9895.36

0.00 - 9895.36

---

**Variable Name** : LREPWT53      Linked Jackknife Replicate Weight 53  
**Record Number** : 1  
**Position** : 798-811  
**Format** : N14.8

**Response****Codes**

0.00 - 9895.36

0.00 - 9895.36



**Variable Name** : LREPWT54      Linked Jackknife Replicate Weight 54  
**Record Number** : 1  
**Position** : 812-825  
**Format** : N14.8

**Response****Codes**

0.00 - 9895.36

0.00 - 9895.36

---

**Variable Name** : LREPWT55      Linked Jackknife Replicate Weight 55  
**Record Number** : 1  
**Position** : 826-839  
**Format** : N14.8

**Response****Codes**

0.00 - 13603.10

0.00 - 13603.10

---

**Variable Name** : LREPWT56      Linked Jackknife Replicate Weight 56  
**Record Number** : 1  
**Position** : 840-853  
**Format** : N14.8

**Response****Codes**

0.00 - 9895.36

0.00 - 9895.36

---

**Variable Name** : LREPWT57      Linked Jackknife Replicate Weight 57  
**Record Number** : 1  
**Position** : 854-867  
**Format** : N14.8

**Response****Codes**

0.00 - 9895.36

0.00 - 9895.36

**Variable Name** : LREPWT58      Linked Jackknife Replicate Weight 58  
**Record Number** : 1  
**Position** : 868-881  
**Format** : N14.8

**Response****Codes**

0.00 - 9895.36

0.00 - 9895.36

---

**Variable Name** : LREPWT59      Linked Jackknife Replicate Weight 59  
**Record Number** : 1  
**Position** : 882-895  
**Format** : N14.8

**Response****Codes**

0.00 - 9895.36

0.00 - 9895.36

---

**Variable Name** : LREPWT60      Linked Jackknife Replicate Weight 60  
**Record Number** : 1  
**Position** : 896-909  
**Format** : N14.8

**Response****Codes**

0.00 - 9895.36

0.00 - 9895.36

---

**Variable Name** : LREPWT61      Linked Jackknife Replicate Weight 61  
**Record Number** : 1  
**Position** : 910-923  
**Format** : N14.8

**Response****Codes**

0.00 - 9895.36

0.00 - 9895.36

**Variable Name** : LREPWT62 Linked Jackknife Replicate Weight 62  
**Record Number** : 1  
**Position** : 924-937  
**Format** : N14.8

**Response**

0.00 - 9895.36

**Codes**

0.00 - 9895.36

---

**Variable Name** : FINCOMWT Final Usable Combined Linked Student Weight  
**Record Number** : 1  
**Position** : 938-951  
**Format** : N14.8

**Response**

11.98 - 525.84

**Codes**

11.98 - 525.84

---

**Variable Name** : CREPWT1 Combined Linked Jackknife Replicate Weight 1  
**Record Number** : 1  
**Position** : 952-965  
**Format** : N14.8

**Response**

0.00 - 525.84

**Codes**

0.00 - 525.84

---

**Variable Name** : CREPWT2 Combined Linked Jackknife Replicate Weight 2  
**Record Number** : 1  
**Position** : 966-979  
**Format** : N14.8

**Response**

0.00 - 525.84

**Codes**

0.00 - 525.84

**Variable Name** : CREPWT3 Combined Linked Jackknife Replicate Weight 3  
**Record Number** : 1  
**Position** : 980-993  
**Format** : N14.8

**Response**

0.00 - 525.84

**Codes**

0.00 - 525.84

---

**Variable Name** : CREPWT4 Combined Linked Jackknife Replicate Weight 4  
**Record Number** : 1  
**Position** : 994-1007  
**Format** : N14.8

**Response**

0.00 - 525.84

**Codes**

0.00 - 525.84

---

**Variable Name** : CREPWT5 Combined Linked Jackknife Replicate Weight 5  
**Record Number** : 1  
**Position** : 1008-1021  
**Format** : N14.8

**Response**

0.00 - 525.84

**Codes**

0.00 - 525.84

---

**Variable Name** : CREPWT6 Combined Linked Jackknife Replicate Weight 6  
**Record Number** : 1  
**Position** : 1022-1035  
**Format** : N14.8

**Response**

0.00 - 525.84

**Codes**

0.00 - 525.84

**Variable Name** : CREPWT7 Combined Linked Jackknife Replicate Weight 7  
**Record Number** : 1  
**Position** : 1036-1049  
**Format** : N14.8

**Response**

0.00 - 525.84

**Codes**

0.00 - 525.84

---

**Variable Name** : CREPWT8 Combined Linked Jackknife Replicate Weight 8  
**Record Number** : 1  
**Position** : 1050-1063  
**Format** : N14.8

**Response**

0.00 - 525.84

**Codes**

0.00 - 525.84

---

**Variable Name** : CREPWT9 Combined Linked Jackknife Replicate Weight 9  
**Record Number** : 1  
**Position** : 1064-1077  
**Format** : N14.8

**Response**

0.00 - 525.84

**Codes**

0.00 - 525.84

---

**Variable Name** : CREPWT10 Combined Linked Jackknife Replicate Weight 10  
**Record Number** : 1  
**Position** : 1078-1091  
**Format** : N14.8

**Response**

0.00 - 530.18

**Codes**

0.00 - 530.18

**Variable Name** : CREPWT11 Combined Linked Jackknife Replicate Weight 11  
**Record Number** : 1  
**Position** : 1092-1105  
**Format** : N14.8

**Response****Codes**

0.00 - 525.84

0.00 - 525.84

---

**Variable Name** : CREPWT12 Combined Linked Jackknife Replicate Weight 12  
**Record Number** : 1  
**Position** : 1106-1119  
**Format** : N14.8

**Response****Codes**

0.00 - 643.02

0.00 - 643.02

---

**Variable Name** : CREPWT13 Combined Linked Jackknife Replicate Weight 13  
**Record Number** : 1  
**Position** : 1120-1133  
**Format** : N14.8

**Response****Codes**

0.00 - 643.00

0.00 - 643.00

---

**Variable Name** : CREPWT14 Combined Linked Jackknife Replicate Weight 14  
**Record Number** : 1  
**Position** : 1134-1147  
**Format** : N14.8

**Response****Codes**

0.00 - 525.84

0.00 - 525.84

**Variable Name** : CREPWT15 Combined Linked Jackknife Replicate Weight 15  
**Record Number** : 1  
**Position** : 1148-1161  
**Format** : N14.8

**Response****Codes**

0.00 - 556.82

0.00 - 556.82

---

**Variable Name** : CREPWT16 Combined Linked Jackknife Replicate Weight 16  
**Record Number** : 1  
**Position** : 1162-1175  
**Format** : N14.8

**Response****Codes**

0.00 - 812.78

0.00 - 812.78

---

**Variable Name** : CREPWT17 Combined Linked Jackknife Replicate Weight 17  
**Record Number** : 1  
**Position** : 1176-1189  
**Format** : N14.8

**Response****Codes**

0.00 - 525.84

0.00 - 525.84

---

**Variable Name** : CREPWT18 Combined Linked Jackknife Replicate Weight 18  
**Record Number** : 1  
**Position** : 1190-1203  
**Format** : N14.8

**Response****Codes**

0.00 - 525.84

0.00 - 525.84

**Variable Name** : CREPWT19 Combined Linked Jackknife Replicate Weight 19  
**Record Number** : 1  
**Position** : 1204-1217  
**Format** : N14.8

**Response**

0.00 - 525.84

**Codes**

0.00 - 525.84

---

**Variable Name** : CREPWT20 Combined Linked Jackknife Replicate Weight 20  
**Record Number** : 1  
**Position** : 1218-1231  
**Format** : N14.8

**Response**

0.00 - 525.84

**Codes**

0.00 - 525.84

---

**Variable Name** : CREPWT21 Combined Linked Jackknife Replicate Weight 21  
**Record Number** : 1  
**Position** : 1232-1245  
**Format** : N14.8

**Response**

0.00 - 525.84

**Codes**

0.00 - 525.84

---

**Variable Name** : CREPWT22 Combined Linked Jackknife Replicate Weight 22  
**Record Number** : 1  
**Position** : 1246-1259  
**Format** : N14.8

**Response**

0.00 - 645.48

**Codes**

0.00 - 645.48



**Variable Name** : CREPWT23 Combined Linked Jackknife Replicate Weight 23  
**Record Number** : 1  
**Position** : 1260-1273  
**Format** : N14.8

**Response****Codes**

0.00 - 525.84

0.00 - 525.84

---

**Variable Name** : CREPWT24 Combined Linked Jackknife Replicate Weight 24  
**Record Number** : 1  
**Position** : 1274-1287  
**Format** : N14.8

**Response****Codes**

0.00 - 525.84

0.00 - 525.84

---

**Variable Name** : CREPWT25 Combined Linked Jackknife Replicate Weight 25  
**Record Number** : 1  
**Position** : 1288-1301  
**Format** : N14.8

**Response****Codes**

0.00 - 525.84

0.00 - 525.84

---

**Variable Name** : CREPWT26 Combined Linked Jackknife Replicate Weight 26  
**Record Number** : 1  
**Position** : 1302-1315  
**Format** : N14.8

**Response****Codes**

0.00 - 528.66

0.00 - 528.66

**Variable Name** : CREPWT27 Combined Linked Jackknife Replicate Weight 27  
**Record Number** : 1  
**Position** : 1316-1329  
**Format** : N14.8

**Response**

0.00 - 525.84

**Codes**

0.00 - 525.84

---

**Variable Name** : CREPWT28 Combined Linked Jackknife Replicate Weight 28  
**Record Number** : 1  
**Position** : 1330-1343  
**Format** : N14.8

**Response**

0.00 - 543.91

**Codes**

0.00 - 543.91

---

**Variable Name** : CREPWT29 Combined Linked Jackknife Replicate Weight 29  
**Record Number** : 1  
**Position** : 1344-1357  
**Format** : N14.8

**Response**

0.00 - 525.84

**Codes**

0.00 - 525.84

---

**Variable Name** : CREPWT30 Combined Linked Jackknife Replicate Weight 30  
**Record Number** : 1  
**Position** : 1358-1371  
**Format** : N14.8

**Response**

0.00 - 525.84

**Codes**

0.00 - 525.84

**Variable Name** : CREPWT31 Combined Linked Jackknife Replicate Weight 31  
**Record Number** : 1  
**Position** : 1372-1385  
**Format** : N14.8

**Response**

0.00 - 721.41

**Codes**

0.00 - 721.41

---

**Variable Name** : CREPWT32 Combined Linked Jackknife Replicate Weight 32  
**Record Number** : 1  
**Position** : 1386-1399  
**Format** : N14.8

**Response**

0.00 - 525.84

**Codes**

0.00 - 525.84

---

**Variable Name** : CREPWT33 Combined Linked Jackknife Replicate Weight 33  
**Record Number** : 1  
**Position** : 1400-1413  
**Format** : N14.8

**Response**

0.00 - 525.84

**Codes**

0.00 - 525.84

---

**Variable Name** : CREPWT34 Combined Linked Jackknife Replicate Weight 34  
**Record Number** : 1  
**Position** : 1414-1427  
**Format** : N14.8

**Response**

0.00 - 600.13

**Codes**

0.00 - 600.13

**Variable Name** : CREPWT35 Combined Linked Jackknife Replicate Weight 35  
**Record Number** : 1  
**Position** : 1428-1441  
**Format** : N14.8

**Response**

0.00 - 525.84

**Codes**

0.00 - 525.84

---

**Variable Name** : CREPWT36 Combined Linked Jackknife Replicate Weight 36  
**Record Number** : 1  
**Position** : 1442-1455  
**Format** : N14.8

**Response**

0.00 - 525.84

**Codes**

0.00 - 525.84

---

**Variable Name** : CREPWT37 Combined Linked Jackknife Replicate Weight 37  
**Record Number** : 1  
**Position** : 1456-1469  
**Format** : N14.8

**Response**

0.00 - 525.84

**Codes**

0.00 - 525.84

---

**Variable Name** : CREPWT38 Combined Linked Jackknife Replicate Weight 38  
**Record Number** : 1  
**Position** : 1470-1483  
**Format** : N14.8

**Response**

0.00 - 525.84

**Codes**

0.00 - 525.84

**Variable Name** : CREPWT39 Combined Linked Jackknife Replicate Weight 39  
**Record Number** : 1  
**Position** : 1484-1497  
**Format** : N14.8

**Response**

0.00 - 532.83

**Codes**

0.00 - 532.83

---

**Variable Name** : CREPWT40 Combined Linked Jackknife Replicate Weight 40  
**Record Number** : 1  
**Position** : 1498-1511  
**Format** : N14.8

**Response**

0.00 - 525.84

**Codes**

0.00 - 525.84

---

**Variable Name** : CREPWT41 Combined Linked Jackknife Replicate Weight 41  
**Record Number** : 1  
**Position** : 1512-1525  
**Format** : N14.8

**Response**

0.00 - 587.36

**Codes**

0.00 - 587.36

---

**Variable Name** : CREPWT42 Combined Linked Jackknife Replicate Weight 42  
**Record Number** : 1  
**Position** : 1526-1539  
**Format** : N14.8

**Response**

0.00 - 931.68

**Codes**

0.00 - 931.68

**Variable Name** : CREPWT43 Combined Linked Jackknife Replicate Weight 43  
**Record Number** : 1  
**Position** : 1540-1553  
**Format** : N14.8

**Response****Codes**

0.00 - 712.48

0.00 - 712.48

---

**Variable Name** : CREPWT44 Combined Linked Jackknife Replicate Weight 44  
**Record Number** : 1  
**Position** : 1554-1567  
**Format** : N14.8

**Response****Codes**

0.00 - 600.97

0.00 - 600.97

---

**Variable Name** : CREPWT45 Combined Linked Jackknife Replicate Weight 45  
**Record Number** : 1  
**Position** : 1568-1581  
**Format** : N14.8

**Response****Codes**

0.00 - 1039.42

0.00 - 1039.42

---

**Variable Name** : CREPWT46 Combined Linked Jackknife Replicate Weight 46  
**Record Number** : 1  
**Position** : 1582-1595  
**Format** : N14.8

**Response****Codes**

0.00 - 525.84

0.00 - 525.84

**Variable Name** : CREPWT47 Combined Linked Jackknife Replicate Weight 47  
**Record Number** : 1  
**Position** : 1596-1609  
**Format** : N14.8

**Response**

0.00 - 525.84

**Codes**

0.00 - 525.84

---

**Variable Name** : CREPWT48 Combined Linked Jackknife Replicate Weight 48  
**Record Number** : 1  
**Position** : 1610-1623  
**Format** : N14.8

**Response**

0.00 - 525.84

**Codes**

0.00 - 525.84

---

**Variable Name** : CREPWT49 Combined Linked Jackknife Replicate Weight 49  
**Record Number** : 1  
**Position** : 1624-1637  
**Format** : N14.8

**Response**

0.00 - 648.89

**Codes**

0.00 - 648.89

---

**Variable Name** : CREPWT50 Combined Linked Jackknife Replicate Weight 50  
**Record Number** : 1  
**Position** : 1638-1651  
**Format** : N14.8

**Response**

0.00 - 557.93

**Codes**

0.00 - 557.93

**Variable Name** : CREPWT51 Combined Linked Jackknife Replicate Weight 51  
**Record Number** : 1  
**Position** : 1652-1665  
**Format** : N14.8

**Response****Codes**

0.00 - 658.05

0.00 - 658.05

---

**Variable Name** : CREPWT52 Combined Linked Jackknife Replicate Weight 52  
**Record Number** : 1  
**Position** : 1666-1679  
**Format** : N14.8

**Response****Codes**

0.00 - 570.00

0.00 - 570.00

---

**Variable Name** : CREPWT53 Combined Linked Jackknife Replicate Weight 53  
**Record Number** : 1  
**Position** : 1680-1693  
**Format** : N14.8

**Response****Codes**

0.00 - 531.82

0.00 - 531.82

---

**Variable Name** : CREPWT54 Combined Linked Jackknife Replicate Weight 54  
**Record Number** : 1  
**Position** : 1694-1707  
**Format** : N14.8

**Response****Codes**

0.00 - 525.84

0.00 - 525.84



**Variable Name** : CREPWT55 Combined Linked Jackknife Replicate Weight 55  
**Record Number** : 1  
**Position** : 1708-1721  
**Format** : N14.8

**Response****Codes**

0.00 - 565.45

0.00 - 565.45

---

**Variable Name** : CREPWT56 Combined Linked Jackknife Replicate Weight 56  
**Record Number** : 1  
**Position** : 1722-1735  
**Format** : N14.8

**Response****Codes**

0.00 - 582.40

0.00 - 582.40

---

**Variable Name** : CREPWT57 Combined Linked Jackknife Replicate Weight 57  
**Record Number** : 1  
**Position** : 1736-1749  
**Format** : N14.8

**Response****Codes**

0.00 - 525.84

0.00 - 525.84

---

**Variable Name** : CREPWT58 Combined Linked Jackknife Replicate Weight 58  
**Record Number** : 1  
**Position** : 1750-1763  
**Format** : N14.8

**Response****Codes**

0.00 - 846.56

0.00 - 846.56

**Variable Name** : CREPWT59 Combined Linked Jackknife Replicate Weight 59  
**Record Number** : 1  
**Position** : 1764-1777  
**Format** : N14.8

**Response****Codes**

0.00 - 540.80

0.00 - 540.80

---

**Variable Name** : CREPWT60 Combined Linked Jackknife Replicate Weight 60  
**Record Number** : 1  
**Position** : 1778-1791  
**Format** : N14.8

**Response****Codes**

0.00 - 525.84

0.00 - 525.84

---

**Variable Name** : CREPWT61 Combined Linked Jackknife Replicate Weight 61  
**Record Number** : 1  
**Position** : 1792-1805  
**Format** : N14.8

**Response****Codes**

0.00 - 525.84

0.00 - 525.84

---

**Variable Name** : CREPWT62 Combined Linked Jackknife Replicate Weight 62  
**Record Number** : 1  
**Position** : 1806-1819  
**Format** : N14.8

**Response****Codes**

0.00 - 525.84

0.00 - 525.84

*This page intentionally left blank.*

Appendix M

2009 High School Transcript Study  
Codebook for School File

*This page intentionally left blank.*

## HSTS 2009 Electronic Codebook

**Variable Name** : SCHOOLID School ID Number  
**Record Number** : 1  
**Position** : 1-7  
**Format** : C7

**Response**

0130030-5630010

**Codes**

0130030-5630010

---

**Variable Name** : SCHREFFI School Reference File  
**Record Number** : 1  
**Position** : 8-8  
**Format** : C1

**Response**

Common Core of Data  
Private School Survey

**Codes**

1  
2

---

**Variable Name** : SCHREFID School Reference File ID Number  
**Record Number** : 1  
**Position** : 9-20  
**Format** : C12

**Response**

All School Reference File ID Numbers

**Codes**

All School Reference File ID Numbers

---

**Variable Name** : CATSRCE Source of Catalog Titles  
**Record Number** : 1  
**Position** : 21-21  
**Format** : C1

**Response**

School Provided  
No Materials

**Codes**

1  
2

**Variable Name** : CATTYPE      Type of Catalog Provided  
**Record Number** : 1  
**Position** : 22-22  
**Format** : C1

Response	Codes
Catalog - School Level	1
Catalog - District Level	2
Catalog - State Level	3
Course List - School Level	4
Course List - District Level	5
Course List - State Level	6
Master Schedule - School Level	7
No Materials	8

---

**Variable Name** : LINKED      Sample Type  
**Record Number** : 1  
**Position** : 23-23  
**Format** : C1

Response	Codes
NAEP, Linked	1
HSTS Only	2
NAEP, Not Linked	3

**Variable Name** : STATE FIPS State Code  
**Record Number** : 1  
**Position** : 24-25  
**Format** : C2

Response	Codes
Alabama	01
Alaska	02
Arizona	04
Arkansas	05
California	06
Colorado	08
Connecticut	09
Delaware	10
District of Columbia	11
Florida	12
Georgia	13
Hawaii	15
Idaho	16
Illinois	17
Indiana	18
Iowa	19
Kansas	20
Kentucky	21
Louisiana	22
Maine	23
Maryland	24
Massachusetts	25
Michigan	26
Minnesota	27
Mississippi	28
Missouri	29
Montana	30
Nebraska	31
Nevada	32
New Hampshire	33
New Jersey	34
New Mexico	35
New York	36
North Carolina	37
North Dakota	38
Ohio	39
Oklahoma	40
Oregon	41
Pennsylvania	42
Rhode Island	44
South Carolina	45
South Dakota	46
Tennessee	47
Texas	48
Utah	49
Vermont	50
Virginia	51
Washington	53
West Virginia	54
Wisconsin	55
Wyoming	56
Bureau of Indian Affairs schools	59
Department of Defense schools	61



**Variable Name** : STYPE                      School Type  
**Record Number** : 1  
**Position** : 26-26  
**Format** : C1

Response	Codes
Public/State Run	1
Religious/Nonpublic	2
Catholic	3
Bureau of Indian Affairs	4
Department of Defense	5
Missing	9

---

**Variable Name** : ULOCALE                      Urbancentric Locale (Full)  
**Record Number** : 1  
**Position** : 27-28  
**Format** : C2

Response	Codes
City, Large	11
City, Midsize	12
City, Small	13
Suburb, Large	21
Suburb, Midsize	22
Suburb, Small	23
Town, Fringe	31
Town, Distant	32
Town, Remote	33
Rural, Fringe	41
Rural, Distant	42
Rural, Remote	43

---

**Variable Name** : UTPLOC                      Urbancentric Locale (4 levels)  
**Record Number** : 1  
**Position** : 29-29  
**Format** : C1

Response	Codes
City	1
Suburb	2
Town	3
Rural	4

**Variable Name** : ENROLL                      School Enrollment  
**Record Number** : 1  
**Position** : 30-30  
**Format** : C1

Response	Codes
0 - 499 students	1
500 - 999 students	2
1000 - 1499 students	3
1500 - 1999 students	4
2000+ students	5
Missing	9

---

**Variable Name** : MINSTAT                      School Minority Status  
**Record Number** : 1  
**Position** : 31-31  
**Format** : C1

Response	Codes
Missing	0
Low minority	1
Normal	2
High minority	3

---

**Variable Name** : MNGRDC                      Carnegie Units Required to Graduate (Cont.)  
**Record Number** : 1  
**Position** : 32-37  
**Format** : N6.2

Response	Codes
12.00 - 54.00	12.00 - 54.00
Missing	999.99

---

**Variable Name** : MNENGG                      English Credits for Graduation (Cont.)  
**Record Number** : 1  
**Position** : 38-43  
**Format** : N6.2

Response	Codes
3.00 - 8.00	3.00 - 8.00
Missing	999.99

**Variable Name** : MNMATG Mathematics Credits for Graduation (Cont.)  
**Record Number** : 1  
**Position** : 44-49  
**Format** : N6.2

**Response****Codes**

2.00 - 7.00  
Missing

2.00 - 7.00  
999.99

---

**Variable Name** : MNCMPS Computer Science Credits for Graduation (Cont.)  
**Record Number** : 1  
**Position** : 50-55  
**Format** : N6.2

**Response****Codes**

0.00 - 5.00  
Missing

0.00 - 5.00  
999.99

---

**Variable Name** : MNSOST Social Studies Credits for Graduation (Cont.)  
**Record Number** : 1  
**Position** : 56-61  
**Format** : N6.2

**Response****Codes**

0.00 - 5.00  
Missing

0.00 - 5.00  
999.99

---

**Variable Name** : MNSCGR Science Credits for Graduation (Cont.)  
**Record Number** : 1  
**Position** : 62-67  
**Format** : N6.2

**Response****Codes**

1.00 - 4.00  
Missing

1.00 - 4.00  
999.99

**Variable Name** : MNFLAN Foreign Language Credits for Graduation (Cont.)  
**Record Number** : 1  
**Position** : 68-73  
**Format** : N6.2

**Response****Codes**

0.00 - 4.00	0.00 - 4.00
Missing	999.99

---

**Variable Name** : MNPEDE Physical Education Credits for Graduation (Cont.)  
**Record Number** : 1  
**Position** : 74-79  
**Format** : N6.2

**Response****Codes**

0.00 - 8.00	0.00 - 8.00
Missing	999.99

---

**Variable Name** : MNOTCR Other Credits Required for Graduation (Cont.)  
**Record Number** : 1  
**Position** : 80-85  
**Format** : N6.2

**Response****Codes**

0.00 - 23.00	0.00 - 23.00
Missing	999.99

---

**Variable Name** : NONELCR Number of Non-Elective Credits  
**Record Number** : 1  
**Position** : 86-91  
**Format** : N6.2

**Response****Codes**

10.50 - 31.00	10.50 - 31.00
Missing	999.99

**Variable Name** : MNGRDCC Carnegie Units Required to Graduate (Categ.)  
**Record Number** : 1  
**Position** : 92-92  
**Format** : C1

Response	Codes
<= 24.0	1
24.1 - 26.0	2
26.1 - 28.0	3
>= 28.1	4
Missing	9

---

**Variable Name** : MNENGGC English Credits for Graduation (Categ.)  
**Record Number** : 1  
**Position** : 93-93  
**Format** : C1

Response	Codes
<= 3.9	1
4.0	2
>= 4.1	3
Missing	9

---

**Variable Name** : MNMATGC Mathematics Credits for Graduation (Categ.)  
**Record Number** : 1  
**Position** : 94-94  
**Format** : C1

Response	Codes
<= 2.0	1
2.1 - 3.0	2
>= 3.1	3
Missing	9

---

**Variable Name** : MNCMPSC Computer Science Credits for Graduation (Categ.)  
**Record Number** : 1  
**Position** : 95-95  
**Format** : C1

Response	Codes
0.0	1
0.1 - 1.0	2
>= 1.1	3
Missing	9

**Variable Name** : MNSOSTC Social Studies Credits for Graduation (Categ.)  
**Record Number** : 1  
**Position** : 96-96  
**Format** : C1

Response	Codes
<= 2.0	1
2.1 - 3.0	2
>= 3.1	3
Missing	9

---

**Variable Name** : MNSCGRC Science Credits for Graduation (Categ.)  
**Record Number** : 1  
**Position** : 97-97  
**Format** : C1

Response	Codes
<= 2.0	1
2.1 - 3.0	2
>= 3.1	3
Missing	9

---

**Variable Name** : MNFLANC Foreign Language Credits for Graduation (Categ.)  
**Record Number** : 1  
**Position** : 98-98  
**Format** : C1

Response	Codes
<= 1.0	1
1.1 - 2.0	2
>= 2.1	3
Missing	9

---

**Variable Name** : MNPEDEC Physical Education Credits for Graduation (Categ.)  
**Record Number** : 1  
**Position** : 99-99  
**Format** : C1

Response	Codes
<= 2.0	1
2.1 - 3.0	2
>= 3.1	3
Missing	9

**Variable Name** : MNOTCRC Other Credits Required for Graduation (Categ.)  
**Record Number** : 1  
**Position** : 100-100  
**Format** : C1

Response	Codes
0.0	1
0.1 - 1.0	2
>= 1.1	3
Missing	9

---

**Variable Name** : REQ Four Year High School?  
**Record Number** : 1  
**Position** : 101-101  
**Format** : C1

Response	Codes
No	0
Yes	1
Missing	9

---

**Variable Name** : COMPTST Competency Test Required  
**Record Number** : 1  
**Position** : 102-102  
**Format** : C1

Response	Codes
Yes	1
No	2
Missing	9

**Variable Name** : SGRSPAN      Grade Span Code  
**Record Number** : 1  
**Position** : 103-106  
**Format** : C4

Response	Codes
1st to 12th	0112
2nd to 12th	0212
3rd to 12th	0312
4th to 12th	0412
5th to 12th	0512
6th to 12th	0612
7th to 12th	0712
8th to 12th	0812
9th to 12th	0912
10th to 12th	1012
11th to 12th	1112
12th grade only	1212
Kindergarten to 12th	KG12
Preschool to 12th	PK12
Not reported	UNKN

---

**Variable Name** : DIPSTD      Offer Standard Diploma?  
**Record Number** : 1  
**Position** : 107-107  
**Format** : C1

Response	Codes
Yes	1
No	2
Missing	9

---

**Variable Name** : DIPHON      Offer Honors Diploma?  
**Record Number** : 1  
**Position** : 108-108  
**Format** : C1

Response	Codes
Yes	1
No	2
Missing	9



**Variable Name** : DIPVOC Offer Vocational Diploma?  
**Record Number** : 1  
**Position** : 109-109  
**Format** : C1

Response	Codes
Yes	1
No	2
Missing	9

---

**Variable Name** : DIPSPED Offer Special Education Diploma?  
**Record Number** : 1  
**Position** : 110-110  
**Format** : C1

Response	Codes
Yes	1
No	2
Missing	9

---

**Variable Name** : DIPCOA Offer Certificate of Attendance?  
**Record Number** : 1  
**Position** : 111-111  
**Format** : C1

Response	Codes
Yes	1
No	2
Missing	9

---

**Variable Name** : DIPCOC Offer Certificate of Completion?  
**Record Number** : 1  
**Position** : 112-112  
**Format** : C1

Response	Codes
Yes	1
No	2
Missing	9

**Variable Name** : DIPIB Offer International Baccalaureate Diploma?  
**Record Number** : 1  
**Position** : 113-113  
**Format** : C1

Response	Codes
Yes	1
No	2
Missing	9

---

**Variable Name** : PRGIB Offer International Baccalaureate Program?  
**Record Number** : 1  
**Position** : 114-114  
**Format** : C1

Response	Codes
Yes	1
No	2
Missing	9

---

**Variable Name** : PRGART Offer Performing Arts Program?  
**Record Number** : 1  
**Position** : 115-115  
**Format** : C1

Response	Codes
Yes	1
No	2
Missing	9

---

**Variable Name** : PRGSCT Offer Science and Technology Program?  
**Record Number** : 1  
**Position** : 116-116  
**Format** : C1

Response	Codes
Yes	1
No	2
Missing	9

**Variable Name** : PRGCE Offer Continuing Education Program?  
**Record Number** : 1  
**Position** : 117-117  
**Format** : C1

Response	Codes
Yes	1
No	2
Missing	9

---

**Variable Name** : PRGOTH Offer Other Specialized Program?  
**Record Number** : 1  
**Position** : 118-118  
**Format** : C1

Response	Codes
Yes	1
No	2
Missing	9

---

**Variable Name** : TYPCLS09 Typical Number of Class Periods for 9th Grade  
**Record Number** : 1  
**Position** : 119-120  
**Format** : N2.0

Response	Codes
2 - 10	2 - 10
Missing	99

---

**Variable Name** : TYPCLS10 Typical Number of Class Periods for 10th Grade  
**Record Number** : 1  
**Position** : 121-122  
**Format** : N2.0

Response	Codes
2 - 10	2 - 10
Missing	99

**Variable Name** : TYPCLS11      Typical Number of Class Periods for 11th Grade  
**Record Number** : 1  
**Position** : 123-124  
**Format** : N2.0

**Response****Codes**

2 - 10	2 - 10
Missing	99

**Variable Name** : TYPCLS12      Typical Number of Class Periods for 12th Grade  
**Record Number** : 1  
**Position** : 125-126  
**Format** : N2.0

**Response****Codes**

2 - 10	2 - 10
Missing	99

**What grades are taught in your school? -Pre-kindergarten**

**Variable Name** : CQ1A      Grade taught at this school - Pre-kindergarten  
**Record Number** : 1  
**Position** : 127-127  
**Format** : C1

**Response****Codes**

Multiple responses	0
Yes	1
No	2
Omitted	8

**What grades are taught in your school? -Kindergarten**

**Variable Name** : CQ1B      Grade taught at this school - Kindergarten  
**Record Number** : 1  
**Position** : 128-128  
**Format** : C1

**Response****Codes**

Multiple responses	0
Yes	1
No	2
Omitted	8

**What grades are taught in your school? -1st grade**

**Variable Name** : CQ1C                      Grade taught at this school - 1st grade  
**Record Number** : 1  
**Position** : 129-129  
**Format** : C1

Response	Codes
Multiple responses	0
Yes	1
No	2
Omitted	8

---

**What grades are taught in your school? -2nd grade**

**Variable Name** : CQ1D                      Grade taught at this school - 2nd grade  
**Record Number** : 1  
**Position** : 130-130  
**Format** : C1

Response	Codes
Multiple responses	0
Yes	1
No	2
Omitted	8

---

**What grades are taught in your school? -3rd grade**

**Variable Name** : CQ1E                      Grade taught at this school - 3rd grade  
**Record Number** : 1  
**Position** : 131-131  
**Format** : C1

Response	Codes
Multiple responses	0
Yes	1
No	2
Omitted	8

**What grades are taught in your school? -4th grade**

**Variable Name** : CQ1F                      Grade taught at this school - 4th grade  
**Record Number** : 1  
**Position** : 132-132  
**Format** : C1

Response	Codes
Multiple responses	0
Yes	1
No	2
Omitted	8

---

**What grades are taught in your school? -5th grade**

**Variable Name** : CQ1G                      Grade taught at this school - 5th grade  
**Record Number** : 1  
**Position** : 133-133  
**Format** : C1

Response	Codes
Multiple responses	0
Yes	1
No	2
Omitted	8

---

**What grades are taught in your school? -6th grade**

**Variable Name** : CQ1H                      Grade taught at this school - 6th grade  
**Record Number** : 1  
**Position** : 134-134  
**Format** : C1

Response	Codes
Multiple responses	0
Yes	1
No	2
Omitted	8

**What grades are taught in your school? -7th grade**

**Variable Name** : CQ1I Grade taught at this school - 7th grade  
**Record Number** : 1  
**Position** : 135-135  
**Format** : C1

Response	Codes
Multiple responses	0
Yes	1
No	2
Omitted	8

---

**What grades are taught in your school? -8th grade**

**Variable Name** : CQ1J Grade taught at this school - 8th grade  
**Record Number** : 1  
**Position** : 136-136  
**Format** : C1

Response	Codes
Multiple responses	0
Yes	1
No	2
Omitted	8

---

**What grades are taught in your school? -9th grade**

**Variable Name** : CQ1K Grade taught at this school - 9th grade  
**Record Number** : 1  
**Position** : 137-137  
**Format** : C1

Response	Codes
Multiple responses	0
Yes	1
No	2
Omitted	8

**What grades are taught in your school? -10th grade**

**Variable Name** : CQ1L                      Grade taught at this school - 10th grade  
**Record Number** : 1  
**Position** : 138-138  
**Format** : C1

Response	Codes
Multiple responses	0
Yes	1
No	2
Omitted	8

---

**What grades are taught in your school? -11th grade**

**Variable Name** : CQ1M                      Grade taught at this school - 11th grade  
**Record Number** : 1  
**Position** : 139-139  
**Format** : C1

Response	Codes
Multiple responses	0
Yes	1
No	2
Omitted	8

---

**What grades are taught in your school? -12th grade**

**Variable Name** : CQ1N                      Grade taught at this school - 12th grade  
**Record Number** : 1  
**Position** : 140-140  
**Format** : C1

Response	Codes
Multiple responses	0
Yes	1
No	2
Omitted	8



**Do all students in your school follow the same school calendar?**

**Variable Name** : CQ2 All students follow same calendar  
**Record Number** : 1  
**Position** : 141-141  
**Format** : C1

Response	Codes
Multiple responses	0
Yes	1
No	2
Omitted	8

---

**Please indicate the number of hours of instruction that twelfth-grade students in your school completed as of February 1, 2009. Fill in the blocks below and then skip to Question 5.**

**Variable Name** : CQ3 Hours of instruction at grade 12 as of 2/1/2009  
**Record Number** : 1  
**Position** : 142-145  
**Format** : N4.0

Response	Codes
6 - 7674	6 - 7674
Missing	9999

---

**For each group of students following a separate calendar, please indicate the number of hours of instruction that twelfth-grade students in your school completed as of February 1, 2009. -First group:**

**Variable Name** : CQ4\_1ST 1st grp G12: hrs of instruction as of 2/1/2009  
**Record Number** : 1  
**Position** : 146-149  
**Format** : N4.0

Response	Codes
0 - 9025	0 - 9025
Missing	9999

For each group of students following a separate calendar, please indicate the number of hours of instruction that twelfth-grade students in your school completed as of February 1, 2009. -Second group:

Variable Name : CQ4\_2ND 2nd grp G12: hrs of instruction as of 2/1/2009  
Record Number : 1  
Position : 150-153  
Format : N4.0

**Response****Codes**

0 - 4473  
Missing

0 - 4473  
9999

---

For each group of students following a separate calendar, please indicate the number of hours of instruction that twelfth-grade students in your school completed as of February 1, 2009. -Third group:

Variable Name : CQ4\_3RD 3rd grp G12: hrs of instruction as of 2/1/2009  
Record Number : 1  
Position : 154-157  
Format : N4.0

**Response****Codes**

0 - 4473  
Missing

0 - 4473  
9999

---

What is the current enrollment in your school?

Variable Name : CQ5 Current enrollment in school  
Record Number : 1  
Position : 158-161  
Format : N4.0

**Response****Codes**

5 - 4456  
Missing

5 - 4456  
9999

**Approximately what percentage of twelfth-graders in your school . . . is new this year?**

**Variable Name** : CQ6A Pct Gr12 students new in school this year  
**Record Number** : 1  
**Position** : 162-164  
**Format** : N3.0

**Response****Codes**

0 - 100  
Missing

0 - 100  
999

---

**Approximately what percentage of twelfth-graders in your school . . .-has been attending your school for 1–2 years?**

**Variable Name** : CQ6B Pct Gr12 students attending school 1-2 yrs  
**Record Number** : 1  
**Position** : 165-167  
**Format** : N3.0

**Response****Codes**

0 - 100  
Missing

0 - 100  
999

---

**Approximately what percentage of twelfth-graders in your school . . .-has been attending your school for 3 or more years?**

**Variable Name** : CQ6C Pct Gr12 students attending school 3 plus yrs  
**Record Number** : 1  
**Position** : 168-170  
**Format** : N3.0

**Response****Codes**

0 – 998  
Missing

0 - 998  
999

**Of the students currently enrolled in your school, what percentage has been identified as limited-English proficient?**

**Variable Name** : CQ7 Percent enrollment identified as ELL  
**Record Number** : 1  
**Position** : 171-172  
**Format** : C2

Response	Codes
Multiple responses	00
0%	01
1 - 5%	02
6 - 10%	03
11 - 25%	04
26 - 50%	05
51 - 75%	06
76 - 90%	07
Over 90%	08
Omitted	88

**Is your school a public charter school? (A charter school is a public school that, in accordance with an enabling state statute, has been granted a charter exempting it from selected state or local rules and regulations. A charter school may be a newly created school or it may previously have been a public or private school.)**

**Variable Name** : CQ8 School is a public charter school  
**Record Number** : 1  
**Position** : 173-173  
**Format** : C1

Response	Codes
Multiple responses	0
Yes	1
No	2
Omitted	8

**What other type of school is this? -Regular secondary school**

**Variable Name** : CQ9A School type is regular secondary  
**Record Number** : 1  
**Position** : 174-174  
**Format** : C1

Response	Codes
Multiple responses	0
Yes	1
No	2
Omitted	8

**What other type of school is this? - A regular school with a magnet program**

**Variable Name** : CQ9B School type is regular with magnet program  
**Record Number** : 1  
**Position** : 175-175  
**Format** : C1

Response	Codes
Multiple responses	0
Yes	1
No	2
Omitted	8

---

**What other type of school is this? -A magnet school or a school with a special program emphasis, e.g., science/math school, performing arts high school, talented/gifted school, foreign language immersion school, etc.**

**Variable Name** : CQ9C School type is special magnet  
**Record Number** : 1  
**Position** : 176-176  
**Format** : C1

Response	Codes
Multiple responses	0
Yes	1
No	2
Omitted	8

---

**What other type of school is this? -Special education: a school that primarily serves students with disabilities**

**Variable Name** : CQ9D School type is special education  
**Record Number** : 1  
**Position** : 177-177  
**Format** : C1

Response	Codes
Multiple responses	0
Yes	1
No	2
Omitted	8

**What other type of school is this? -Vocational/technical: a school that primarily serves students being trained for occupations**

**Variable Name** : CQ9E School type is vocational/technical  
**Record Number** : 1  
**Position** : 178-178  
**Format** : C1

Response	Codes
Multiple responses	0
Yes	1
No	2
Omitted	8

---

**What other type of school is this? -Alternative: a school that offers a curriculum designed to provide alternative or nontraditional education, not clearly categorized as regular, special education, or vocational**

**Variable Name** : CQ9F School type is alternative  
**Record Number** : 1  
**Position** : 179-179  
**Format** : C1

Response	Codes
Multiple responses	0
Yes	1
No	2
Omitted	8

---

**What other type of school is this? -Private (independent)**

**Variable Name** : CQ9G School type is private  
**Record Number** : 1  
**Position** : 180-180  
**Format** : C1

Response	Codes
Multiple responses	0
Yes	1
No	2
Omitted	8

**What other type of school is this? -Private (religiously affiliated)**

**Variable Name** : CQ9H School type is private religious  
**Record Number** : 1  
**Position** : 181-181  
**Format** : C1

Response	Codes
Multiple responses	0
Yes	1
No	2
Omitted	8

---

**What other type of school is this? -Privately run public school**

**Variable Name** : CQ9I School type is privately run public  
**Record Number** : 1  
**Position** : 182-182  
**Format** : C1

Response	Codes
Multiple responses	0
Yes	1
No	2
Omitted	8

---

**What other type of school is this? -Other**

**Variable Name** : CQ9J School type is other  
**Record Number** : 1  
**Position** : 183-183  
**Format** : C1

Response	Codes
Multiple responses	0
Yes	1
No	2
Omitted	8

**About what percentage of your students is absent on an average day? (Include excused and unexcused absences in calculating this rate.)**

**Variable Name** : CQ10 Percent absent on average day  
**Record Number** : 1  
**Position** : 184-184  
**Format** : C1

Response	Codes
Multiple responses	0
0 - 2%	1
3 - 5%	2
6 - 10%	3
More than 10%	4
Omitted	8

---

**About what percentage of your teachers is absent on an average day? (Include all absences in calculating this rate.)**

**Variable Name** : CQ11 Percent of teachers absent on average day  
**Record Number** : 1  
**Position** : 185-185  
**Format** : C1

Response	Codes
Multiple responses	0
0 - 2%	1
3 - 5%	2
6 - 10%	3
More than 10%	4
Omitted	8



**About what percentage of students who are enrolled at the beginning of the school year is still enrolled at the end of the school year? (Exclude students who transfer into the school during the school year in figuring this rate.)**

**Variable Name** : CQ12 Percent still enrolled at end of year  
**Record Number** : 1  
**Position** : 186-187  
**Format** : C2

Response	Codes
Multiple responses	00
98 - 100%	01
95 - 97%	02
90 - 94%	03
80 - 89%	04
70 - 79%	05
60 - 69%	06
50 - 59%	07
Less than 50%	08
Omitted	88

---

**Of the full-time teachers who started in your school last year, what percentage left before the end of the school year?**

**Variable Name** : CQ13 Full-time teachers left before end of year  
**Record Number** : 1  
**Position** : 188-188  
**Format** : C1

Response	Codes
Multiple responses	0
0%	1
1 - 2%	2
3 - 5%	3
6 - 10%	4
11 - 15%	5
16 - 20%	6
More than 20%	7
Omitted	8

**Does your school participate in the National School Lunch Program?**

**Variable Name** : CQ14 School in National School Lunch Program  
**Record Number** : 1  
**Position** : 189-189  
**Format** : C1

Response	Codes
Multiple responses	0
Yes	1
No	2
Omitted	8

---

**How does the school operate the program?**

**Variable Name** : CQ15 Operation of National School Lunch Program  
**Record Number** : 1  
**Position** : 190-190  
**Format** : C1

Response	Codes
Multiple responses	0
Student eligibility determined individually	1
All students under special provisions	2
Omitted	8

---

**If your school distributes free lunch to all students under Provision 2 or 3, what was the base year during which individual student eligibility was collected?**

**Variable Name** : CQ16 Base year for free lunch eligibility  
**Record Number** : 1  
**Position** : 191-191  
**Format** : C1

Response	Codes
Multiple responses	0
Eligibility determined annually	1
2008	2
2007	3
2006	4
2005	5
2004	6
2003 or earlier	7
Omitted	8

During this school year, about what percentage of students in your school was eligible to receive a free or reduced-price lunch through the National School Lunch Program?

Variable Name : CQ17 Percent eligible National School Lunch Program  
 Record Number : 1  
 Position : 192-193  
 Format : C2

Response	Codes
Multiple responses	00
0%	01
1 - 5%	02
6 - 10%	03
11 - 25%	04
26 - 34%	05
35 - 50%	06
51 - 75%	07
76 - 99%	08
100%	09
Omitted	88

---

Does your school receive Title I funding? (Title I is a federally funded program which provides educational services, such as remedial reading or remedial math, to children who live in areas with high concentrations of low-income families.)

Variable Name : CQ18 Receive Title I funding  
 Record Number : 1  
 Position : 194-194  
 Format : C1

Response	Codes
Multiple responses	0
No	1
Yes, targeted to eligible students	2
Yes, used for schoolwide purposes	3
Omitted	8

**Approximately what percentage of students in your school receives the following services? -Targeted Title I services**

**Variable Name** : CQ19A Percent receiving targeted Title I services  
**Record Number** : 1  
**Position** : 195-196  
**Format** : C2

Response	Codes
Multiple responses	00
0%	01
1 - 5%	02
6 - 10%	03
11 - 25%	04
26 - 50%	05
51 - 75%	06
76 - 90%	07
Over 90%	08
Omitted	88

---

**Approximately what percentage of students in your school receives the following services?-Gifted and talented program**

**Variable Name** : CQ19B Percent in gifted and talented program  
**Record Number** : 1  
**Position** : 197-198  
**Format** : C2

Response	Codes
Multiple responses	00
0%	01
1 - 5%	02
6 - 10%	03
11 - 25%	04
26 - 50%	05
51 - 75%	06
76 - 90%	07
Over 90%	08
Omitted	88

**Approximately what percentage of students in your school receives the following services? -Instruction provided in student's home language (non-English)**

**Variable Name** : CQ19C Percent receiving non-English instruction  
**Record Number** : 1  
**Position** : 199-200  
**Format** : C2

Response	Codes
Multiple responses	00
0%	01
1 - 5%	02
6 - 10%	03
11 - 25%	04
26 - 50%	05
51 - 75%	06
76 - 90%	07
Over 90%	08
Omitted	88

---

**Approximately what percentage of students in your school receives the following services? -English-as-a-second language (not in a bilingual education program)**

**Variable Name** : CQ19D Percent receiving ESL instruction  
**Record Number** : 1  
**Position** : 201-202  
**Format** : C2

Response	Codes
Multiple responses	00
0%	01
1 - 5%	02
6 - 10%	03
11 - 25%	04
26 - 50%	05
51 - 75%	06
76 - 90%	07
Over 90%	08
Omitted	88

**Approximately what percentage of students in your school receives the following services? -Special education**

**Variable Name** : CQ19E Percent in special education  
**Record Number** : 1  
**Position** : 203-204  
**Format** : C2

Response	Codes
Multiple responses	00
0%	01
1 - 5%	02
6 - 10%	03
11 - 25%	04
26 - 50%	05
51 - 75%	06
76 - 90%	07
Over 90%	08
Omitted	88

---

**Of students in last year's graduating class, approximately what percentage has gone on to each of the following types of school? -Two-year colleges**

**Variable Name** : CQ20A Percent attending two-year colleges  
**Record Number** : 1  
**Position** : 205-206  
**Format** : C2

Response	Codes
Multiple responses	00
0%	01
1 - 5%	02
6 - 10%	03
11 - 25%	04
26 - 50%	05
51 - 75%	06
76 - 90%	07
Over 90%	08
Omitted	88

**Of students in last year's graduating class, approximately what percentage has gone on to each of the following types of school? -Four-year colleges or universities**

**Variable Name** : CQ20B Percent attending four-year colleges  
**Record Number** : 1  
**Position** : 207-208  
**Format** : C2

Response	Codes
Multiple responses	00
0%	01
1 - 5%	02
6 - 10%	03
11 - 25%	04
26 - 50%	05
51 - 75%	06
76 - 90%	07
Over 90%	08
Omitted	88

---

**Of students in last year's graduating class, approximately what percentage has gone on to each of the following types of school? -Vocational-technical or business schools**

**Variable Name** : CQ20C Percent attending vocational-technical schools  
**Record Number** : 1  
**Position** : 209-210  
**Format** : C2

Response	Codes
Multiple responses	00
0%	01
1 - 5%	02
6 - 10%	03
11 - 25%	04
26 - 50%	05
51 - 75%	06
76 - 90%	07
Over 90%	08
Omitted	88

During the last two years, to what extent have professional development activities offered to teachers in your school focused on the following? -Use of language arts across the curriculum

**Variable Name** : EQ1A Prof dev using language arts across curriculum  
**Record Number** : 1  
**Position** : 211-211  
**Format** : C1

Response	Codes
Multiple responses	0
Not at all	1
Small extent	2
Moderate extent	3
Large extent	4
Omitted	8

During the last two years, to what extent have professional development activities offered to teachers in your school focused on the following? -Interpreting and analyzing literature

**Variable Name** : EQ1B Prof dev interpreting and analyzing literature  
**Record Number** : 1  
**Position** : 212-212  
**Format** : C1

Response	Codes
Multiple responses	0
Not at all	1
Small extent	2
Moderate extent	3
Large extent	4
Omitted	8

During the last two years, to what extent have professional development activities offered to teachers in your school focused on the following? -Understanding the process of reading or writing

**Variable Name** : EQ1C Prof development on reading and writing process  
**Record Number** : 1  
**Position** : 213-213  
**Format** : C1

Response	Codes
Multiple responses	0
Not at all	1
Small extent	2
Moderate extent	3
Large extent	4
Omitted	8



During the last two years, to what extent have professional development activities offered to teachers in your school focused on the following? -Instructional strategies for teaching language arts

**Variable Name** : EQ1D Prof dev on strategies for teaching language arts  
**Record Number** : 1  
**Position** : 214-214  
**Format** : C1

Response	Codes
Multiple responses	0
Not at all	1
Small extent	2
Moderate extent	3
Large extent	4
Omitted	8

Is there an English/language arts specialist or coach available (full- or part-time) to twelfth-graders at your school?

**Variable Name** : EQ2 Eng/lang arts specialist available for Gr 12  
**Record Number** : 1  
**Position** : 215-215  
**Format** : C1

Response	Codes
Multiple responses	0
Yes, available full-time	1
Yes, available part-time	2
No	3
Omitted	8

To what extent are any of the following a responsibility of the English/language arts specialist or coach available to twelfth-graders at your school? -Provide technical assistance/support to individual teachers about English/language arts content or the teaching of English/language arts

**Variable Name** : EQ3A Eng/lang arts spec provides tech assistance  
**Record Number** : 1  
**Position** : 216-216  
**Format** : C1

Response	Codes
Multiple responses	0
Not at all	1
Small extent	2
Moderate extent	3
Large extent	4
Omitted	8

To what extent are any of the following a responsibility of the English/language arts specialist or coach available to twelfth-graders at your school? -Conduct professional development for groups of teachers about English/language arts content or the teaching of English/language arts

**Variable Name** : EQ3B Eng/lang arts spec provides teacher development  
**Record Number** : 1  
**Position** : 217-217  
**Format** : C1

Response	Codes
Multiple responses	0
Not at all	1
Small extent	2
Moderate extent	3
Large extent	4
Omitted	8

---

To what extent are any of the following a responsibility of the English/language arts specialist or coach available to twelfth-graders at your school? -Provide English/language arts instruction to students on various topics

**Variable Name** : EQ3C Eng/lang arts spec provides instruction by topic  
**Record Number** : 1  
**Position** : 218-218  
**Format** : C1

Response	Codes
Multiple responses	0
Not at all	1
Small extent	2
Moderate extent	3
Large extent	4
Omitted	8

To what extent are any of the following a responsibility of the English/language arts specialist or coach available to twelfth-graders at your school? -Provide English/language arts instruction to students at various grade levels

**Variable Name** : EQ3D Eng/lang arts spec provides instruction by grade  
**Record Number** : 1  
**Position** : 219-219  
**Format** : C1

Response	Codes
Multiple responses	0
Not at all	1
Small extent	2
Moderate extent	3
Large extent	4
Omitted	8

---

To what extent are any of the following a responsibility of the English/language arts specialist or coach available to twelfth-graders at your school? -Provide English/language arts enrichment to some student groups

**Variable Name** : EQ3E Eng/lang arts specialist provides enrichment  
**Record Number** : 1  
**Position** : 220-220  
**Format** : C1

Response	Codes
Multiple responses	0
Not at all	1
Small extent	2
Moderate extent	3
Large extent	4
Omitted	8

---

To what extent is your school's English/language arts program structured according to the following resources? -State curriculum standards or frameworks

**Variable Name** : EQ4A Program structured according to state standards  
**Record Number** : 1  
**Position** : 221-221  
**Format** : C1

Response	Codes
Multiple responses	0
Not at all	1
Small extent	2
Moderate extent	3
Large extent	4
Omitted	8

**To what extent is your school's English/language arts program structured according to the following resources?**  
**-District curriculum standards or curriculum guides**

**Variable Name** : EQ4B Program structured according to district standards  
**Record Number** : 1  
**Position** : 222-222  
**Format** : C1

Response	Codes
Multiple responses	0
Not at all	1
Small extent	2
Moderate extent	3
Large extent	4
Omitted	8

**To what extent is your school's English/language arts program structured according to the following resources?**  
**-Results from state/district assessments**

**Variable Name** : EQ4C Program structured accdg to st/dist assess results  
**Record Number** : 1  
**Position** : 223-223  
**Format** : C1

Response	Codes
Multiple responses	0
Not at all	1
Small extent	2
Moderate extent	3
Large extent	4
Omitted	8

**To what extent is your school's English/language arts program structured according to the following resources? -In-school curriculum frameworks and standards for learning**

**Variable Name** : EQ4D Program structured accdg to in-school standards  
**Record Number** : 1  
**Position** : 224-224  
**Format** : C1

Response	Codes
Multiple responses	0
Not at all	1
Small extent	2
Moderate extent	3
Large extent	4
Omitted	8

**To what extent is your school's English/language arts program structured according to the following resources? -Results from school assessments**

**Variable Name** : EQ4E Program structured accdg to school assess results  
**Record Number** : 1  
**Position** : 225-225  
**Format** : C1

Response	Codes
Multiple responses	0
Not at all	1
Small extent	2
Moderate extent	3
Large extent	4
Omitted	8

**To what extent is your school's English/language arts program structured according to the following resources? -Recommendations from school reading/language arts department**

**Variable Name** : EQ4F Program structured accdg to English department  
**Record Number** : 1  
**Position** : 226-226  
**Format** : C1

Response	Codes
Multiple responses	0
Not at all	1
Small extent	2
Moderate extent	3
Large extent	4
Omitted	8

**To what extent is your school's English/language arts program structured according to the following resources? -Discretion of individual teachers**

**Variable Name** : EQ4G Program structured accdg to discretion of tchrs  
**Record Number** : 1  
**Position** : 227-227  
**Format** : C1

Response	Codes
Multiple responses	0
Not at all	1
Small extent	2
Moderate extent	3
Large extent	4
Omitted	8

**To what extent is your school's English/language arts program structured according to the following resources? -Commercially designed programs**

**Variable Name** : EQ4H Program structured accdg to commercial programs  
**Record Number** : 1  
**Position** : 228-228  
**Format** : C1

**Response Codes**

Multiple responses	0
Not at all	1
Small extent	2
Moderate extent	3
Large extent	4
Omitted	8

---

**To what extent does your school's twelfth-grade English/language arts curriculum focus on preparation for the following types of assessments? -Federally mandated assessments**

**Variable Name** : EQ5A Prep for fed mandated assessments in Eng/lang arts  
**Record Number** : 1  
**Position** : 229-229  
**Format** : C1

**Response Codes**

Multiple responses	0
Not at all	1
Small extent	2
Moderate extent	3
Large extent	4
Omitted	8

---

**To what extent does your school's twelfth-grade English/language arts curriculum focus on preparation for the following types of assessments? -State assessments**

**Variable Name** : EQ5B Prep for state assessments in Eng/lang arts  
**Position** : 230-230  
**Format** : C1

**Response Codes**

Multiple responses	0
Not at all	1
Small extent	2
Moderate extent	3
Large extent	4
Omitted	8

**To what extent does your school's twelfth-grade English/language arts curriculum focus on preparation for the following types of assessments? -District assessments**

**Variable Name** : EQ5C                      Prep for district assessments in Eng/lang arts  
**Record Number** : 1  
**Position** : 231-231  
**Format** : C1

Response	Codes
Multiple responses	0
Not at all	1
Small extent	2
Moderate extent	3
Large extent	4
Omitted	8

**To what extent does your school's twelfth-grade English/language arts curriculum focus on preparation for the following types of assessments? -School assessments**

**Variable Name** : EQ5D                      Prep for school assessments in Eng/lang arts  
**Record Number** : 1  
**Position** : 232-232  
**Format** : C1

Response	Codes
Multiple responses	0
Not at all	1
Small extent	2
Moderate extent	3
Large extent	4
Omitted	8

**Does your school have the following personnel to assist with English/language arts class instruction for twelfth-grade students with disabilities (SD) and/or English language learners (ELL)? -Special Education teachers (and related service providers) - SD**

**Variable Name** : EQ6A\_SD                      Help for students w/disab: special ed teachers  
**Record Number** : 1  
**Position** : 233-233  
**Format** : C1

Response	Codes
Multiple responses	0
Yes	1
No	2
Omitted	8

**Does your school have the following personnel to assist with English/language arts class instruction for twelfth-grade students with disabilities (SD) and/or English language learners (ELL)? - Special Education teachers (and related service providers) - ELL**

**Variable Name** : EQ6A\_ELL Help for ELL students: special ed teachers  
**Record Number** : 1  
**Position** : 234-234  
**Format** : C1

Response	Codes
Multiple responses	0
Yes	1
No	2
Omitted	8

---

**Does your school have the following personnel to assist with English/language arts class instruction for twelfth-grade students with disabilities (SD) and/or English language learners (ELL)? -Reading specialists or coaches - SD**

**Variable Name** : EQ6B\_SD Help for students w/disab: Eng/l.a. specialists  
**Record Number** : 1  
**Position** : 235-235  
**Format** : C1

Response	Codes
Multiple responses	0
Yes	1
No	2
Omitted	8

---

**Does your school have the following personnel to assist with English/language arts class instruction for twelfth-grade students with disabilities (SD) and/or English language learners (ELL)? -Reading specialists or coaches - ELL**

**Variable Name** : EQ6B\_ELL Help for ELL students: Eng/lang arts specialists  
**Record Number** : 1  
**Position** : 236-236  
**Format** : C1

Response	Codes
Multiple responses	0
Yes	1
No	2
Omitted	8



**Does your school have the following personnel to assist with English/language arts class instruction for twelfth-grade students with disabilities (SD) and/or English language learners (ELL)? -Speech pathologists - SD**

**Variable Name** : EQ6C\_SD                      Help for students w/disabil: speech pathologists  
**Record Number** : 1  
**Position** : 237-237  
**Format** : C1

Response	Codes
Multiple responses	0
Yes	1
No	2
Omitted	8

---

**Does your school have the following personnel to assist with English/language arts class instruction for twelfth-grade students with disabilities (SD) and/or English language learners (ELL)? -Speech pathologists - ELL**

**Variable Name** : EQ6C\_ELL                      Help for ELL students: speech pathologists  
**Record Number** : 1  
**Position** : 238-238  
**Format** : C1

Response	Codes
Multiple responses	0
Yes	1
No	2
Omitted	8

---

**Does your school have the following personnel to assist with English/language arts class instruction for twelfth-grade students with disabilities (SD) and/or English language learners (ELL)? -Certified ELL/bilingual education teachers - SD**

**Variable Name** : EQ6D\_SD                      Help for stud w/disabil: cert ELL/biling ed tchrs  
**Record Number** : 1  
**Position** : 239-239  
**Format** : C1

Response	Codes
Multiple responses	0
Yes	1
No	2
Omitted	8

**Does your school have the following personnel to assist with English/language arts class instruction for twelfth-grade students with disabilities (SD) and/or English language learners (ELL)? -Certified ELL/bilingual education teachers - ELL**

**Variable Name** : EQ6D\_ELL      Help for ELL stud: cert ELL/biling ed tchrs  
**Record Number** : 1  
**Position** : 240-240  
**Format** : C1

Response	Codes
Multiple responses	0
Yes	1
No	2
Omitted	8

---

**Does your school have the following personnel to assist with English/language arts class instruction for twelfth-grade students with disabilities (SD) and/or English language learners (ELL)? -Other staff not trained in SD or ELL - SD**

**Variable Name** : EQ6E\_SD      Help stud w/disabil: other staff not trained in SD  
**Record Number** : 1  
**Position** : 241-241  
**Format** : C1

Response	Codes
Multiple responses	0
Yes	1
No	2
Omitted	8

---

**Does your school have the following personnel to assist with English/language arts class instruction for twelfth-grade students with disabilities (SD) and/or English language learners (ELL)? -Other staff not trained in SD or ELL - ELL**

**Variable Name** : EQ6E\_ELL      Help ELL students: other staff not trained in ELL  
**Record Number** : 1  
**Position** : 242-242  
**Format** : C1

Response	Codes
Multiple responses	0
Yes	1
No	2
Omitted	8

**Does your school have the following personnel to assist with English/language arts class instruction for twelfth-grade students with disabilities (SD) and/or English language learners (ELL)? -Parent volunteers - SD**

**Variable Name** : EQ6F\_SD                      Help for stud w/disabil: parent volunteers  
**Record Number** : 1  
**Position** : 243-243  
**Format** : C1

Response	Codes
Multiple responses	0
Yes	1
No	2
Omitted	8

---

**Does your school have the following personnel to assist with English/language arts class instruction for twelfth-grade students with disabilities (SD) and/or English language learners (ELL)? -Parent volunteers - ELL**

**Variable Name** : EQ6F\_ELL                      Help for ELL students: parent volunteers  
**Record Number** : 1  
**Position** : 244-244  
**Format** : C1

Response	Codes
Multiple responses	0
Yes	1
No	2
Omitted	8

---

**Does your school have the following personnel to assist with English/language arts class instruction for twelfth-grade students with disabilities (SD) and/or English language learners (ELL)? -Paraprofessionals or teacher aids who are trained in SD or ELL - SD**

**Variable Name** : EQ6G\_SD                      Help for stud w/disabil: aides trained in SD  
**Record Number** : 1  
**Position** : 245-245  
**Format** : C1

Response	Codes
Multiple responses	0
Yes	1
No	2
Omitted	8

**Does your school have the following personnel to assist with English/language arts class instruction for twelfth-grade students with disabilities (SD) and/or English language learners (ELL)? -Paraprofessionals or teacher aids who are trained in SD or ELL - ELL**

**Variable Name** : EQ6G\_ELL      Help for ELL students: aides trained in ELL  
**Record Number** : 1  
**Position** : 246-246  
**Format** : C1

Response	Codes
Multiple responses	0
Yes	1
No	2
Omitted	8

---

**Does your school have the following personnel to assist with English/language arts class instruction for twelfth-grade students with disabilities (SD) and/or English language learners (ELL)? -Paraprofessionals or teacher aids who are not trained in SD or ELL - SD**

**Variable Name** : EQ6H\_SD      Help stud w/disabil: aides not trained in SD  
**Record Number** : 1  
**Position** : 247-247  
**Format** : C1

Response	Codes
Multiple responses	0
Yes	1
No	2
Omitted	8

---

**Does your school have the following personnel to assist with English/language arts class instruction for twelfth-grade students with disabilities (SD) and/or English language learners (ELL)? -Paraprofessionals or teacher aids who are not trained in SD or ELL - ELL**

**Variable Name** : EQ6H\_ELL      Help for ELL students: aides not trained in ELL  
**Record Number** : 1  
**Position** : 248-248  
**Format** : C1

Response	Codes
Multiple responses	0
Yes	1
No	2
Omitted	8

**Does your school offer online English/language arts courses for credit?**

**Variable Name** : EQ7 School offers online Eng/lang arts crs for credit  
**Record Number** : 1  
**Position** : 249-249  
**Format** : C1

Response	Codes
Multiple responses	0
Yes	1
No	2
Omitted	8

---

**Are courses of at least one semester in length taught in your school in each of the following subjects?**  
**-Advanced Placement English Language and Composition**

**Variable Name** : EQ8A Courses taught in AP English language and comp  
**Record Number** : 1  
**Position** : 250-250  
**Format** : C1

Response	Codes
Multiple responses	0
Yes	1
No	2
Omitted	8

---

**Are courses of at least one semester in length taught in your school in each of the following subjects?**  
**-Advanced English Language and Composition (beyond an introductory course)**

**Variable Name** : EQ8B Courses taught in advanced English lang and comp  
**Record Number** : 1  
**Position** : 251-251  
**Format** : C1

Response	Codes
Multiple responses	0
Yes	1
No	2
Omitted	8

**Are courses of at least one semester in length taught in your school in each of the following subjects?**  
**-Advanced Placement English Literature and Composition**

**Variable Name** : EQ8C Courses taught in AP English literature and comp  
**Record Number** : 1  
**Position** : 252-252  
**Format** : C1

Response	Codes
Multiple responses	0
Yes	1
No	2
Omitted	8

---

**Are courses of at least one semester in length taught in your school in each of the following subjects?**  
**-Advanced English Literature and Composition (beyond an introductory course)**

**Variable Name** : EQ8D Courses taught in advanced Eng lit and comp  
**Record Number** : 1  
**Position** : 253-253  
**Format** : C1

Response	Codes
Multiple responses	0
Yes	1
No	2
Omitted	8

---

**Beginning with ninth grade, how many years (or Carnegie-unit equivalents) of course work in mathematics does your school or district require for graduation?**

**Variable Name** : MQ1 Graduation requirement for math  
**Record Number** : 1  
**Position** : 254-254  
**Format** : C1

Response	Codes
Multiple responses	0
None	1
One-half year	2
One year	3
Two years	4
Three years	5
Four years	6
More than four years	7
Omitted	8

**Does your school offer online mathematics courses for credit?**

**Variable Name** : MQ2                      School offers online math courses for credit  
**Record Number** : 1  
**Position** : 255-255  
**Format** : C1

Response	Codes
Multiple responses	0
Yes	1
No	2
Omitted	8

---

**Are courses of at least one semester in length taught in your school in each of the following subjects?**  
**-Pre-calculus, third-year algebra, or elementary functions and analysis**

**Variable Name** : MQ3A                      Courses taught in pre-calculus or 3rd year algebra  
**Record Number** : 1  
**Position** : 256-256  
**Format** : C1

Response	Codes
Multiple responses	0
Yes	1
No	2
Omitted	8

---

**Are courses of at least one semester in length taught in your school in each of the following subjects?**  
**-Trigonometry**

**Variable Name** : MQ3B                      Courses taught in trigonometry  
**Record Number** : 1  
**Position** : 257-257  
**Format** : C1

Response	Codes
Multiple responses	0
Yes	1
No	2
Omitted	8

Are courses of at least one semester in length taught in your school in each of the following subjects?

**-Advanced Placement Calculus AB**

**Variable Name** : MQ3C Courses taught in AP calculus AB  
**Record Number** : 1  
**Position** : 258-258  
**Format** : C1

Response	Codes
Multiple responses	0
Yes	1
No	2
Omitted	8

---

Are courses of at least one semester in length taught in your school in each of the following subjects?

**-Advanced Placement Calculus BC**

**Variable Name** : MQ3D Courses taught in AP calculus BC  
**Record Number** : 1  
**Position** : 259-259  
**Format** : C1

Response	Codes
Multiple responses	0
Yes	1
No	2
Omitted	8

---

Are courses of at least one semester in length taught in your school in each of the following subjects? -Calculus (other than those listed above)

**Variable Name** : MQ3E Courses taught in calculus  
**Record Number** : 1  
**Position** : 260-260  
**Format** : C1

Response	Codes
Multiple responses	0
Yes	1
No	2
Omitted	8



Are courses of at least one semester in length taught in your school in each of the following subjects?

**-Advanced Placement Statistics**

**Variable Name** : MQ3F Courses taught in AP statistics  
**Record Number** : 1  
**Position** : 261-261  
**Format** : C1

Response	Codes
Multiple responses	0
Yes	1
No	2
Omitted	8

---

Are courses of at least one semester in length taught in your school in each of the following subjects?

**-Probability and/or statistics (other than those listed above)**

**Variable Name** : MQ3G Courses taught in probability/statistics  
**Record Number** : 1  
**Position** : 262-262  
**Format** : C1

Response	Codes
Multiple responses	0
Yes	1
No	2
Omitted	8

---

Are courses of at least one semester in length taught in your school in each of the following subjects?

**-Advanced Placement Computer Science**

**Variable Name** : MQ3H Courses taught in AP computer science  
**Record Number** : 1  
**Position** : 263-263  
**Format** : C1

Response	Codes
Multiple responses	0
Yes	1
No	2
Omitted	8

Are courses of at least one semester in length taught in your school in each of the following subjects?

-Computer science (other than those listed above)

**Variable Name** : MQ3I Courses taught in other computer science  
**Record Number** : 1  
**Position** : 264-264  
**Format** : C1

Response	Codes
Multiple responses	0
Yes	1
No	2
Omitted	8

---

Which of the following mathematics courses are required for high school graduation? -Algebra I

**Variable Name** : MQ4A Graduation requirement of algebra I  
**Record Number** : 1  
**Position** : 265-265  
**Format** : C1

Response	Codes
Multiple responses	0
Yes	1
No	2
Omitted	8

---

Which of the following mathematics courses are required for high school graduation? -Geometry

**Variable Name** : MQ4B Graduation requirement of geometry  
**Record Number** : 1  
**Position** : 266-266  
**Format** : C1

Response	Codes
Multiple responses	0
Yes	1
No	2
Omitted	8

**Which of the following mathematics courses are required for high school graduation? -Algebra II**

**Variable Name** : MQ4C                      Graduation requirement of algebra II  
**Record Number** : 1  
**Position** : 267-267  
**Format** : C1

<b>Response</b>	<b>Codes</b>
Multiple responses	0
Yes	1
No	2
Omitted	8

---

**Which of the following mathematics courses are required for high school graduation? -Statistics/Probability**

**Variable Name** : MQ4D                      Graduation requirement of statistics/probability  
**Record Number** : 1  
**Position** : 268-268  
**Format** : C1

<b>Response</b>	<b>Codes</b>
Multiple responses	0
Yes	1
No	2
Omitted	8

---

**Which of the following mathematics courses are required for high school graduation? -Other course**

**Variable Name** : MQ4E                      Graduation requirement of other math course  
**Record Number** : 1  
**Position** : 269-269  
**Format** : C1

<b>Response</b>	<b>Codes</b>
Multiple responses	0
Yes	1
No	2
Omitted	8

**Are twelfth-grade students typically assigned to mathematics classes by ability and/or achievement levels (so that some instruction groups are higher in average mathematics ability and/or achievement levels than others)?**

**Variable Name** : MQ5 Twelfth grade assigned to math by ability  
**Record Number** : 1  
**Position** : 270-270  
**Format** : C1

Response	Codes
Multiple responses	0
Yes	1
No	2
Omitted	8

**Is there a mathematics specialist or coach available (full- or part-time) to twelfth-graders at your school?**

**Variable Name** : MQ6 Math specialist available for grade 12  
**Record Number** : 1  
**Position** : 271-271  
**Format** : C1  
**Comment** :

Response	Codes
Multiple responses	0
Yes, available full-time	1
Yes, available part-time	2
No	3
Omitted	8

**To what extent are any of the following a responsibility of the mathematics specialist or coach available to twelfth-graders at your school? -Provide technical assistance/ support to individual teachers about mathematics content or the teaching of mathematics**

**Variable Name** : MQ7A Math specialist provides technical assistance  
**Record Number** : 1  
**Position** : 272-272  
**Format** : C1

Response	Codes
Multiple responses	0
Not at all	1
Small extent	2
Moderate extent	3
Large extent	4
Omitted	8

To what extent are any of the following a responsibility of the mathematics specialist or coach available to twelfth-graders at your school? -Conduct professional development for groups of teachers about mathematics content or the teaching of mathematics

**Variable Name** : MQ7B Math specialist provides teacher development  
**Record Number** : 1  
**Position** : 273-273  
**Format** : C1

Response	Codes
Multiple responses	0
Not at all	1
Small extent	2
Moderate extent	3
Large extent	4
Omitted	8

To what extent are any of the following a responsibility of the mathematics specialist or coach available to twelfth-graders at your school? -Provide mathematics instruction to students on various topics

**Variable Name** : MQ7C Math specialist provides instruction by topic  
**Record Number** : 1  
**Position** : 274-274  
**Format** : C1

Response	Codes
Multiple responses	0
Not at all	1
Small extent	2
Moderate extent	3
Large extent	4
Omitted	8

To what extent are any of the following a responsibility of the mathematics specialist or coach available to twelfth-graders at your school? -Provide mathematics instruction to students at various grade levels

**Variable Name** : MQ7D Math specialist provides instruction by grade  
**Record Number** : 1  
**Position** : 275-275  
**Format** : C1

Response	Codes
Multiple responses	0
Not at all	1
Small extent	2
Moderate extent	3
Large extent	4
Omitted	8

**To what extent are any of the following a responsibility of the mathematics specialist or coach available to twelfth-graders at your school? -Provide mathematics remediation/ intervention to some student groups**

**Variable Name** : MQ7E Math specialist provides remediation/intervention  
**Record Number** : 1  
**Position** : 276-276  
**Format** : C1

Response	Codes
----------	-------

Multiple responses	0
Not at all	1
Small extent	2
Moderate extent	3
Large extent	4
Omitted	8

**To what extent are any of the following a responsibility of the mathematics specialist or coach available to twelfth-graders at your school? -Provide mathematics enrichment to some student groups**

**Variable Name** : MQ7F Math specialist provides enrichment  
**Record Number** : 1  
**Position** : 277-277  
**Format** : C1

Response	Codes
----------	-------

Multiple responses	0
Not at all	1
Small extent	2
Moderate extent	3
Large extent	4
Omitted	8

**To what extent is your school's mathematics program structured according to the following resources? -State curriculum standards or frameworks**

**Variable Name** : MQ8A Math program structured accdg to state stand  
**Record Number** : 1  
**Position** : 278-278  
**Format** : C1

Response	Codes
----------	-------

Multiple responses	0
Not at all	1
Small extent	2
Moderate extent	3
Large extent	4
Omitted	8

**To what extent is your school's mathematics program structured according to the following resources?**  
**-District curriculum standards or curriculum guides**

**Variable Name** : MQ8B Math program structured accdg to district stand  
**Record Number** : 1  
**Position** : 279-279  
**Format** : C1

Response	Codes
Multiple responses	0
Not at all	1
Small extent	2
Moderate extent	3
Large extent	4
Omitted	8

**To what extent is your school's mathematics program structured according to the following resources? -Results from state/district assessments**

**Variable Name** : MQ8C Math prog structured accdg to st/dist assess reslt  
**Record Number** : 1  
**Position** : 280-280  
**Format** : C1

Response	Codes
Multiple responses	0
Not at all	1
Small extent	2
Moderate extent	3
Large extent	4
Omitted	8

**To what extent is your school's mathematics program structured according to the following resources?**  
**-In-school curriculum frameworks and standards for learning**

**Variable Name** : MQ8D Math prog structured accdg to in-school standards  
**Record Number** : 1  
**Position** : 281-281  
**Format** : C1

Response	Codes
Multiple responses	0
Not at all	1
Small extent	2
Moderate extent	3
Large extent	4
Omitted	8

**To what extent is your school's mathematics program structured according to the following resources?**  
**-Results from school assessments**

**Variable Name** : MQ8E Math prog structured accdg to school assess result  
**Record Number** : 1  
**Position** : 282-282  
**Format** : C1

Response	Codes
Multiple responses	0
Not at all	1
Small extent	2
Moderate extent	3
Large extent	4
Omitted	8

**To what extent is your school's mathematics program structured according to the following resources?**  
**-Recommendations from school mathematics department**

**Variable Name** : MQ8F Math program structured according to math dept  
**Record Number** : 1  
**Position** : 283-283  
**Format** : C1

Response	Codes
Multiple responses	0
Not at all	1
Small extent	2
Moderate extent	3
Large extent	4
Omitted	8

**To what extent is your school's mathematics program structured according to the following resources?**  
**-Discretion of individual teachers**

**Variable Name** : MQ8G Math prog structured accdg to discretion of tchrs  
**Record Number** : 1  
**Position** : 284-284  
**Format** : C1

Response	Codes
Multiple responses	0
Not at all	1
Small extent	2
Moderate extent	3
Large extent	4
Omitted	8



**To what extent is your school's mathematics program structured according to the following resources?**  
**-Commercially designed programs**

**Variable Name** : MQ8H Math program structured accdg to commercial prog  
**Record Number** : 1  
**Position** : 285-285  
**Format** : C1

<b>Response</b>	<b>Codes</b>
Multiple responses	0
Not at all	1
Small extent	2
Moderate extent	3
Large extent	4
Omitted	8

---

**Approximately what percentage of your school's classrooms has the following technological resources for twelfth-grade mathematics instruction? -Cable/satellite/closed-circuit television**

**Variable Name** : MQ9A Pct classrooms w/cable/satellite TV: gr 12 math  
**Record Number** : 1  
**Position** : 286-286  
**Format** : C1

<b>Response</b>	<b>Codes</b>
Multiple responses	0
0%	1
1 - 25%	2
26 - 50%	3
51 - 75%	4
76 - 99%	5
100%	6
Omitted	8

**Approximately what percentage of your school's classrooms has the following technological resources for twelfth-grade mathematics instruction? -Videodisc player/ VCR/DVD player**

**Variable Name** : MQ9B Pct classrooms w/videodisc/VCR/DVD: gr 12 math  
**Record Number** : 1  
**Position** : 287-287  
**Format** : C1

Response	Codes
Multiple responses	0
0%	1
1 - 25%	2
26 - 50%	3
51 - 75%	4
76 - 99%	5
100%	6
Omitted	8

---

**Approximately what percentage of your school's classrooms has the following technological resources for twelfth-grade mathematics instruction? -Digital/video camera**

**Variable Name** : MQ9C Pct classrooms w/digital video cam: gr 12 math  
**Record Number** : 1  
**Position** : 288-288  
**Format** : C1

Response	Codes
Multiple responses	0
0%	1
1 - 25%	2
26 - 50%	3
51 - 75%	4
76 - 99%	5
100%	6
Omitted	8

**Approximately what percentage of your school's classrooms has the following technological resources for twelfth-grade mathematics instruction? -Videoconferencing equipment**

**Variable Name** : MQ9D Pct classrooms w/videoconferencing: gr 12 math  
**Record Number** : 1  
**Position** : 289-289  
**Format** : C1

Response	Codes
Multiple responses	0
0%	1
1 - 25%	2
26 - 50%	3
51 - 75%	4
76 - 99%	5
100%	6
Omitted	8

---

**Approximately what percentage of your school's classrooms has the following technological resources for twelfth-grade mathematics instruction? -Scanner for images or text**

**Variable Name** : MQ9E Pct classrooms with scanner: grade 12 math  
**Record Number** : 1  
**Position** : 290-290  
**Format** : C1

Response	Codes
Multiple responses	0
0%	1
1 - 25%	2
26 - 50%	3
51 - 75%	4
76 - 99%	5
100%	6
Omitted	8

**Approximately what percentage of your school's classrooms has the following technological resources for twelfth-grade mathematics instruction? -Projection device for projecting images directly from a computer**

**Variable Name** : MQ9F Pct classrooms with projection device: gr 12 math  
**Record Number** : 1  
**Position** : 291-291  
**Format** : C1

Response	Codes
Multiple responses	0
0%	1
1 - 25%	2
26 - 50%	3
51 - 75%	4
76 - 99%	5
100%	6
Omitted	8

---

**Approximately what percentage of your school's classrooms has the following technological resources for twelfth-grade mathematics instruction? -Computer**

**Variable Name** : MQ9G Pct classrooms with computer: grade 12 math  
**Record Number** : 1  
**Position** : 292-292  
**Format** : C1

Response	Codes
Multiple responses	0
0%	1
1 - 25%	2
26 - 50%	3
51 - 75%	4
76 - 99%	5
100%	6
Omitted	8

**Approximately what percentage of your school's classrooms has the following technological resources for twelfth-grade mathematics instruction? -Internet**

**Variable Name** : MQ9H Pct classrooms with Internet for grade 12 math  
**Record Number** : 1  
**Position** : 293-293  
**Format** : C1

Response	Codes
Multiple responses	0
0%	1
1 - 25%	2
26 - 50%	3
51 - 75%	4
76 - 99%	5
100%	6
Omitted	8

---

**Approximately what percentage of your school's classrooms has the following technological resources for twelfth-grade mathematics instruction? -Computer printer**

**Variable Name** : MQ9I Pct classroom with computer printer for gr 12 math  
**Record Number** : 1  
**Position** : 294-294  
**Format** : C1

Response	Codes
Multiple responses	0
0%	1
1 - 25%	2
26 - 50%	3
51 - 75%	4
76 - 99%	5
100%	6
Omitted	8

**Approximately what percentage of your school's classrooms has the following technological resources for twelfth-grade mathematics instruction? -Handheld devices (e.g., personal digital assistants such as Palm Pilots or Pocket PCs)**

**Variable Name** : MQ9J Pct classroom with handheld devices for gr 12 math  
**Record Number** : 1  
**Position** : 295-295  
**Format** : C1

Response	Codes
Multiple responses	0
0%	1
1 - 25%	2
26 - 50%	3
51 - 75%	4
76 - 99%	5
100%	6
Omitted	8

**Approximately what percentage of students in this year's graduating class has enrolled in a distance education course for the following subjects? (Distance education courses are defined for this survey as credit-granting courses in which the teacher and student are in different locations. They can be delivered via audio, video, or Internet or other computer technologies. They may originate from your school or another entity.)**  
**-English/language arts**

**Variable Name** : MQ10A In distance education for English/language arts  
**Record Number** : 1  
**Position** : 296-297  
**Format** : C2

Response	Codes
Multiple responses	00
0%	01
1 - 5%	02
6 - 10%	03
11 - 25%	04
26 - 50%	05
51 - 75%	06
76 - 90%	07
Over 90%	08
Omitted	88

Approximately what percentage of students in this year's graduating class has enrolled in a distance education course for the following subjects? (Distance education courses are defined for this survey as credit-granting courses in which the teacher and student are in different locations. They can be delivered via audio, video, or Internet or other computer technologies. They may originate from your school or another entity.) -Mathematics

Variable Name : MQ10B In distance education for mathematics  
 Record Number : 1  
 Position : 298-299  
 Format : C2

Response	Codes
Multiple responses	00
0%	01
1 - 5%	02
6 - 10%	03
11 - 25%	04
26 - 50%	05
51 - 75%	06
76 - 90%	07
Over 90%	08
Omitted	88

---

Approximately what percentage of students in this year's graduating class has enrolled in a distance education course for the following subjects? (Distance education courses are defined for this survey as credit-granting courses in which the teacher and student are in different locations. They can be delivered via audio, video, or Internet or other computer technologies. They may originate from your school or another entity.) -Social studies

Variable Name : MQ10C In distance education for social studies  
 Record Number : 1  
 Position : 300-301  
 Format : C2

Response	Codes
Multiple responses	00
0%	01
1 - 5%	02
6 - 10%	03
11 - 25%	04
26 - 50%	05
51 - 75%	06
76 - 90%	07
Over 90%	08
Omitted	88

Approximately what percentage of students in this year's graduating class has enrolled in a distance education course for the following subjects? (Distance education courses are defined for this survey as credit-granting courses in which the teacher and student are in different locations. They can be delivered via audio, video, or Internet or other computer technologies. They may originate from your school or another entity.) -Science

**Variable Name** : MQ10D In distance education for science  
**Record Number** : 1  
**Position** : 302-303  
**Format** : C2

Response	Codes
Multiple responses	00
0%	01
1 - 5%	02
6 - 10%	03
11 - 25%	04
26 - 50%	05
51 - 75%	06
76 - 90%	07
Over 90%	08
Omitted	88

---

Approximately what percentage of students in this year's graduating class has enrolled in a distance education course for the following subjects? (Distance education courses are defined for this survey as credit-granting courses in which the teacher and student are in different locations. They can be delivered via audio, video, or Internet or other computer technologies. They may originate from your school or another entity.) -Computer science

**Variable Name** : MQ10E In distance education for computer science  
**Record Number** : 1  
**Position** : 304-305  
**Format** : C2

Response	Codes
Multiple responses	00
0%	01
1 - 5%	02
6 - 10%	03
11 - 25%	04
26 - 50%	05
51 - 75%	06
76 - 90%	07
Over 90%	08
Omitted	88



Approximately what percentage of students in this year's graduating class has enrolled in a distance education course for the following subjects? (Distance education courses are defined for this survey as credit-granting courses in which the teacher and student are in different locations. They can be delivered via audio, video, or Internet or other computer technologies. They may originate from your school or another entity.) -Foreign languages

**Variable Name** : MQ10F In distance education for foreign language  
**Record Number** : 1  
**Position** : 306-307  
**Format** : C2

Response	Codes
Multiple responses	00
0%	01
1 - 5%	02
6 - 10%	03
11 - 25%	04
26 - 50%	05
51 - 75%	06
76 - 90%	07
Over 90%	08
Omitted	88

---

Approximately what percentage of students in this year's graduating class has enrolled in a distance education course for the following subjects? (Distance education courses are defined for this survey as credit-granting courses in which the teacher and student are in different locations. They can be delivered via audio, video, or Internet or other computer technologies. They may originate from your school or another entity.) -Career and technical/vocational

**Variable Name** : MQ10G In distance education for career/tech/voc  
**Record Number** : 1  
**Position** : 308-309  
**Format** : C2

Response	Codes
Multiple responses	00
0%	01
1 - 5%	02
6 - 10%	03
11 - 25%	04
26 - 50%	05
51 - 75%	06
76 - 90%	07
Over 90%	08
Omitted	88

Approximately what percentage of students in this year's graduating class has enrolled in a distance education course for the following subjects? (Distance education courses are defined for this survey as credit-granting courses in which the teacher and student are in different locations. They can be delivered via audio, video, or Internet or other computer technologies. They may originate from your school or another entity.) -Other (specify):

Variable Name : MQ10H In distance education for other  
 Record Number : 1  
 Position : 310-311  
 Format : C2

Response	Codes
Multiple responses	00
0%	01
1 - 5%	02
6 - 10%	03
11 - 25%	04
26 - 50%	05
51 - 75%	06
76 - 90%	07
Over 90%	08
Omitted	88

---

Approximately what percentage of students in this year's graduating class has enrolled in a distance education course for the following subjects? (Distance education courses are defined for this survey as credit-granting courses in which the teacher and student are in different locations. They can be delivered via audio, video, or Internet or other computer technologies. They may originate from your school or another entity.) - Other (specify):

Variable Name : MQ10WI In distance education for other (write-in response)  
 Record Number : 1  
 Position : 312-341  
 Format : C30

Response	Codes
Write-in responses	Write-in responses

**Approximately what percentage of students in this year's graduating class has enrolled in an academic course for dual credit taught at the following locations? -On your high school campus**

**Variable Name** : MQ11A In dual credit academic course at high school  
**Record Number** : 1  
**Position** : 342-343  
**Format** : C2

Response	Codes
Multiple responses	00
0%	01
1 - 5%	02
6 - 10%	03
11 - 25%	04
26 - 50%	05
51 - 75%	06
76 - 90%	07
Over 90%	08
Omitted	88

---

**Approximately what percentage of students in this year's graduating class has enrolled in an academic course for dual credit taught at the following locations? -On a postsecondary campus**

**Variable Name** : MQ11B In dual credit academic course post-secondary sch  
**Record Number** : 1  
**Position** : 344-345  
**Format** : C2

Response	Codes
Multiple responses	00
0%	01
1 - 5%	02
6 - 10%	03
11 - 25%	04
26 - 50%	05
51 - 75%	06
76 - 90%	07
Over 90%	08
Omitted	88

**Approximately what percentage of students in this year's graduating class has enrolled in an academic course for dual credit taught at the following locations? -Through distance learning (Internet)**

**Variable Name** : MQ11C In dual credit academic course on Internet  
**Record Number** : 1  
**Position** : 346-347  
**Format** : C2

Response	Codes
Multiple responses	00
0%	01
1 - 5%	02
6 - 10%	03
11 - 25%	04
26 - 50%	05
51 - 75%	06
76 - 90%	07
Over 90%	08
Omitted	88

---

**Approximately what percentage of students in this year's graduating class has enrolled in an academic course for dual credit taught at the following locations? -Other (specify)**

**Variable Name** : MQ11D In dual credit academic course at other  
**Record Number** : 1  
**Position** : 348-349  
**Format** : C2

Response	Codes
Multiple responses	00
0%	01
1 - 5%	02
6 - 10%	03
11 - 25%	04
26 - 50%	05
51 - 75%	06
76 - 90%	07
Over 90%	08
Omitted	88

**Approximately what percentage of students in this year's graduating class has enrolled in an academic course for dual credit taught at the following locations? -Other (specify)**

**Variable Name** : MQ11WI In dual credit academic course at other (write-in)  
**Record Number** : 1  
**Position** : 350-379  
**Format** : C30

**Response**

Write-in responses

**Codes**

Write-in responses

**Approximately what percentage of students in this year's graduating class has enrolled in a career and technical/vocational course for dual credit taught at the following locations? -On your high school campus**

**Variable Name** : MQ12A In dual credit career/tech/voc course high sch  
**Record Number** : 1  
**Position** : 380-381  
**Format** : C2

**Response**

0%  
 1 - 5%  
 6 - 10%  
 11 - 25%  
 26 - 50%  
 51 - 75%  
 76 - 90%  
 Over 90%  
 Omitted

**Codes**

00  
 01  
 02  
 03  
 04  
 05  
 06  
 07  
 08  
 88

**Approximately what percentage of students in this year's graduating class has enrolled in a career and technical/vocational course for dual credit taught at the following locations? -On a postsecondary campus**

**Variable Name** : MQ12B In dual credit career/tech/voc course post-sec sch  
**Record Number** : 1  
**Position** : 382-383  
**Format** : C2

Response	Codes
Multiple responses	00
0%	01
1 - 5%	02
6 - 10%	03
11 - 25%	04
26 - 50%	05
51 - 75%	06
76 - 90%	07
Over 90%	08
Omitted	88

---

**Approximately what percentage of students in this year's graduating class has enrolled in a career and technical/vocational course for dual credit taught at the following locations? -Through distance learning (Internet)**

**Variable Name** : MQ12C In dual credit career/tech/voc course on Internet  
**Record Number** : 1  
**Position** : 384-385  
**Format** : C2

Response	Codes
Multiple responses	00
0%	01
1 - 5%	02
6 - 10%	03
11 - 25%	04
26 - 50%	05
51 - 75%	06
76 - 90%	07
Over 90%	08
Omitted	88

Approximately what percentage of students in this year's graduating class has enrolled in a career and technical/vocational course for dual credit taught at the following locations? -Other (specify)

Variable Name : MQ12D In dual credit career/tech/voc course at other  
 Record Number : 1  
 Position : 386-387  
 Format : C2

Response	Codes
Multiple responses	00
0%	01
1 - 5%	02
6 - 10%	03
11 - 25%	04
26 - 50%	05
51 - 75%	06
76 - 90%	07
Over 90%	08
Omitted	88

Approximately what percentage of students in this year's graduating class has enrolled in a career and technical/vocational course for dual credit taught at the following locations? Other (specify)

Variable Name : MQ12WI In dual credit career/tech/voc crs other (write-in)  
 Record Number : 1  
 Position : 388-417  
 Format : C30

Response	Codes
Write-in responses	Write-in responses

Beginning with ninth grade, how many years (or Carnegie-unit equivalents) of course work in science does your school or district require for graduation?

Variable Name : SQ1 Graduation requirement for science  
 Record Number : 1  
 Position : 418-418  
 Format : C1

Response	Codes
Multiple responses	0
None	1
One-half year	2
One year	3
Two years	4
Three years	5
Four years	6
More than four years	7
Omitted	8

**Does your school offer online science courses for credit?**

**Variable Name** : SQ2 School offers online science courses for credit  
**Record Number** : 1  
**Position** : 419-419  
**Format** : C1

Response	Codes
Multiple responses	0
Yes	1
No	2
Omitted	8

---

**Are courses of at least one semester in length taught in your school in each of the following subjects?**  
**-Advanced Placement Biology**

**Variable Name** : SQ3A Courses taught in AP biology  
**Record Number** : 1  
**Position** : 420-420  
**Format** : C1

Response	Codes
Multiple responses	0
Yes	1
No	2
Omitted	8

---

**Are courses of at least one semester in length taught in your school in each of the following subjects?**  
**-International Baccalaureate Biology**

**Variable Name** : SQ3B Courses taught in IB biology  
**Record Number** : 1  
**Position** : 421-421  
**Format** : C1

Response	Codes
Multiple responses	0
Yes	1
No	2
Omitted	8



Are courses of at least one semester in length taught in your school in each of the following subjects?

**-Advanced biology (beyond an introductory course)**

**Variable Name** : SQ3C Courses taught in advanced biology  
**Record Number** : 1  
**Position** : 422-422  
**Format** : C1

Response	Codes
Multiple responses	0
Yes	1
No	2
Omitted	8

---

Are courses of at least one semester in length taught in your school in each of the following subjects?

**-Advanced Placement Environmental Science**

**Variable Name** : SQ3D Courses taught in AP environmental science  
**Record Number** : 1  
**Position** : 423-423  
**Format** : C1

Response	Codes
Multiple responses	0
Yes	1
No	2
Omitted	8

---

Are courses of at least one semester in length taught in your school in each of the following subjects?

**-International Baccalaureate Environmental Systems**

**Variable Name** : SQ3E Courses taught in IB environmental systems  
**Record Number** : 1  
**Position** : 424-424  
**Format** : C1

Response	Codes
Multiple responses	0
Yes	1
No	2
Omitted	8

Are courses of at least one semester in length taught in your school in each of the following subjects?

-Advanced environmental science (beyond an introductory course)

**Variable Name** : SQ3F Courses taught in advanced environmental science  
**Record Number** : 1  
**Position** : 425-425  
**Format** : C1

Response	Codes
Multiple responses	0
Yes	1
No	2
Omitted	8

---

Are courses of at least one semester in length taught in your school in each of the following subjects?

-Advanced Placement Chemistry

**Variable Name** : SQ3G Courses taught in AP chemistry  
**Record Number** : 1  
**Position** : 426-426  
**Format** : C1

Response	Codes
Multiple responses	0
Yes	1
No	2
Omitted	8

---

Are courses of at least one semester in length taught in your school in each of the following subjects?

-International Baccalaureate Chemistry

**Variable Name** : SQ3H Courses taught in IB chemistry  
**Record Number** : 1  
**Position** : 427-427  
**Format** : C1

Response	Codes
Multiple responses	0
Yes	1
No	2
Omitted	8

Are courses of at least one semester in length taught in your school in each of the following subjects?

**-Advanced chemistry (beyond an introductory course)**

**Variable Name** : SQ3I Courses taught in advanced chemistry  
**Record Number** : 1  
**Position** : 428-428  
**Format** : C1

**Response**

**Codes**

Multiple responses	0
Yes	1
No	2
Omitted	8

---

Are courses of at least one semester in length taught in your school in each of the following subjects?

**-Advanced Placement Physics B or C**

**Variable Name** : SQ3J Courses taught in AP physics B or C  
**Record Number** : 1  
**Position** : 429-429  
**Format** : C1

**Response**

**Codes**

Multiple responses	0
Yes	1
No	2
Omitted	8

---

Are courses of at least one semester in length taught in your school in each of the following subjects?

**-International Baccalaureate Physics**

**Variable Name** : SQ3K Courses taught in IB physics  
**Record Number** : 1  
**Position** : 430-430  
**Format** : C1

**Response**

**Codes**

Multiple responses	0
Yes	1
No	2
Omitted	8

Are courses of at least one semester in length taught in your school in each of the following subjects?

-Advanced physics (beyond an introductory course)

**Variable Name** : SQ3L Courses taught in advanced physics  
**Record Number** : 1  
**Position** : 431-431  
**Format** : C1

Response	Codes
Multiple responses	0
Yes	1
No	2
Omitted	8

---

Are courses of at least one semester in length taught in your school in each of the following subjects?

-International Baccalaureate Design Technology

**Variable Name** : SQ3M Courses taught in IB design technology  
**Record Number** : 1  
**Position** : 432-432  
**Format** : C1

Response	Codes
Multiple responses	0
Yes	1
No	2
Omitted	8

---

Are courses of at least one semester in length taught in your school in each of the following subjects?

-Advanced technology (beyond an introductory course)

**Variable Name** : SQ3N Courses taught in advanced technology  
**Record Number** : 1  
**Position** : 433-433  
**Format** : C1

Response	Codes
Multiple responses	0
Yes	1
No	2
Omitted	8

**Is there a science specialist or coach available (full- or part-time) to twelfth-graders at your school?**

**Variable Name** : SQ4 Science specialist available for grade 12  
**Record Number** : 1  
**Position** : 434-434  
**Format** : C1

Response	Codes
Multiple responses	0
Yes, available full-time	1
Yes, available part-time	2
No	3
Omitted	8

---

**To what extent are any of the following a responsibility of the science specialist or coach available to twelfth-graders at your school? -Provide technical assistance/support to individual teachers about science content or the teaching of science**

**Variable Name** : SQ5A Science specialist provides technical assistance  
**Record Number** : 1  
**Position** : 435-435  
**Format** : C1

Response	Codes
Multiple responses	0
Not at all	1
Small extent	2
Moderate extent	3
Large extent	4
Omitted	8

---

**To what extent are any of the following a responsibility of the science specialist or coach available to twelfth-graders at your school? -Conduct professional development for groups of teachers about science content or the teaching of science**

**Variable Name** : SQ5B Science specialist provides teacher development  
**Record Number** : 1  
**Position** : 436-436  
**Format** : C1

Response	Codes
Multiple responses	0
Not at all	1
Small extent	2
Moderate extent	3
Large extent	4
Omitted	8

To what extent are any of the following a responsibility of the science specialist or coach available to twelfth-graders at your school? -Provide science instruction to students on various topics

**Variable Name** : SQ5C Science specialist provides instruction by topic  
**Record Number** : 1  
**Position** : 437-437  
**Format** : C1

Response	Codes
Multiple responses	0
Not at all	1
Small extent	2
Moderate extent	3
Large extent	4
Omitted	8

---

To what extent are any of the following a responsibility of the science specialist or coach available to twelfth-graders at your school? -Provide science instruction to students at various grade levels

**Variable Name** : SQ5D Science specialist provides instruction by grade  
**Record Number** : 1  
**Position** : 438-438  
**Format** : C1

Response	Codes
Multiple responses	0
Not at all	1
Small extent	2
Moderate extent	3
Large extent	4
Omitted	8

---

To what extent are any of the following a responsibility of the science specialist or coach available to twelfth-graders at your school? -Provide science enrichment to some student groups

**Variable Name** : SQ5E Science specialist provides enrichment  
**Record Number** : 1  
**Position** : 439-439  
**Format** : C1

Response	Codes
Multiple responses	0
Not at all	1
Small extent	2
Moderate extent	3
Large extent	4
Omitted	8

**To what extent is your school's science program structured according to the following resources? -State curriculum standards or frameworks**

**Variable Name** : SQ6A                      Sci prog structure according to state standards  
**Record Number** : 1  
**Position** : 440-440  
**Format** : C1

Response	Codes
Multiple responses	0
Not at all	1
Small extent	2
Moderate extent	3
Large extent	4
Omitted	8

---

**To what extent is your school's science program structured according to the following resources? -District curriculum standards or curriculum guides**

**Variable Name** : SQ6B                      Sci prog structure according to district standard  
**Record Number** : 1  
**Position** : 441-441  
**Format** : C1

Response	Codes
Multiple responses	0
Not at all	1
Small extent	2
Moderate extent	3
Large extent	4
Omitted	8

---

**To what extent is your school's science program structured according to the following resources? -Results from state/district assessments**

**Variable Name** : SQ6C                      Sci prog structure accdg to st/dist assess result  
**Record Number** : 1  
**Position** : 442-442  
**Format** : C1

Response	Codes
Multiple responses	0
Not at all	1
Small extent	2
Moderate extent	3
Large extent	4
Omitted	8

**To what extent is your school's science program structured according to the following resources? -In-school curriculum frameworks and standards for learning**

**Variable Name** : SQ6D                      Sci prog structure accdg to in-school standards  
**Record Number** : 1  
**Position** : 443-443  
**Format** : C1

Response	Codes
Multiple responses	0
Not at all	1
Small extent	2
Moderate extent	3
Large extent	4
Omitted	8

---

**To what extent is your school's science program structured according to the following resources? -Results from school assessments**

**Variable Name** : SQ6E                      Sci prog structure accdg to school assess results  
**Record Number** : 1  
**Position** : 444-444  
**Format** : C1

Response	Codes
Multiple responses	0
Not at all	1
Small extent	2
Moderate extent	3
Large extent	4
Omitted	8

---

**To what extent is your school's science program structured according to the following resources? -Recommendations from school science department**

**Variable Name** : SQ6F                      Sci prog structure accdg to science department  
**Record Number** : 1  
**Position** : 445-445  
**Format** : C1

Response	Codes
Multiple responses	0
Not at all	1
Small extent	2
Moderate extent	3
Large extent	4
Omitted	8



**To what extent is your school's science program structured according to the following resources? -Discretion of individual teachers**

**Variable Name** : SQ6G                      Sci prog structure accdg to discretion of teachers  
**Record Number** : 1  
**Position** : 446-446  
**Format** : C1

Response	Codes
Multiple responses	0
Not at all	1
Small extent	2
Moderate extent	3
Large extent	4
Omitted	8

**To what extent is your school's science program structured according to the following resources? -Commercially designed programs**

**Variable Name** : SQ6H                      Sci prog structure accdg to commercial programs  
**Record Number** : 1  
**Position** : 447-447  
**Format** : C1

Response	Codes
Multiple responses	0
Not at all	1
Small extent	2
Moderate extent	3
Large extent	4
Omitted	8

**To what extent are any of the following available to twelfth-grade teachers who teach science? -Science textbooks**

**Variable Name** : SQ7A                      Have science textbooks  
**Record Number** : 1  
**Position** : 448-448  
**Format** : C1

Response	Codes
Multiple responses	0
Not at all	1
Small extent	2
Moderate extent	3
Large extent	4
Omitted	8

**To what extent are any of the following available to twelfth-grade teachers who teach science? -Science magazines and books**

**Variable Name** : SQ7B Have science magazines and books  
**Record Number** : 1  
**Position** : 449-449  
**Format** : C1

Response	Codes
Multiple responses	0
Not at all	1
Small extent	2
Moderate extent	3
Large extent	4
Omitted	8

---

**To what extent are any of the following available to twelfth-grade teachers who teach science? -Supplies or equipment for science demonstrations**

**Variable Name** : SQ7C Have supplies for science demonstrations  
**Record Number** : 1  
**Position** : 450-450  
**Format** : C1

Response	Codes
Multiple responses	0
Not at all	1
Small extent	2
Moderate extent	3
Large extent	4
Omitted	8

---

**To what extent are any of the following available to twelfth-grade teachers who teach science? -Supplies or equipment for science labs**

**Variable Name** : SQ7D Have supplies for science labs  
**Record Number** : 1  
**Position** : 451-451  
**Format** : C1

Response	Codes
Multiple responses	0
Not at all	1
Small extent	2
Moderate extent	3
Large extent	4
Omitted	8

**To what extent are any of the following available to twelfth-grade teachers who teach science? -Student access to computers in class for science instruction**

**Variable Name** : SQ7E Student access to classroom computers for science  
**Record Number** : 1  
**Position** : 452-452  
**Format** : C1

Response	Codes
Multiple responses	0
Not at all	1
Small extent	2
Moderate extent	3
Large extent	4
Omitted	8

---

**To what extent are any of the following available to twelfth-grade teachers who teach science? -Student access to computer labs for science instruction**

**Variable Name** : SQ7F Student access to computer labs for science  
**Record Number** : 1  
**Position** : 453-453  
**Format** : C1

Response	Codes
Multiple responses	0
Not at all	1
Small extent	2
Moderate extent	3
Large extent	4
Omitted	8

---

**To what extent are any of the following available to twelfth-grade teachers who teach science? -Teacher access to computers for science instruction**

**Variable Name** : SQ7G Teacher access to computers for science  
**Record Number** : 1  
**Position** : 454-454  
**Format** : C1

Response	Codes
Multiple responses	0
Not at all	1
Small extent	2
Moderate extent	3
Large extent	4
Omitted	8

**To what extent are any of the following available to twelfth-grade teachers who teach science? -Computerized science labs for classroom use**

**Variable Name** : SQ7H Computerized science labs  
**Record Number** : 1  
**Position** : 455-455  
**Format** : C1

Response	Codes
Multiple responses	0
Not at all	1
Small extent	2
Moderate extent	3
Large extent	4
Omitted	8

---

**To what extent are any of the following available to twelfth-grade teachers who teach science? -Audiovisual materials for science instruction**

**Variable Name** : SQ7I Audiovisual materials for science  
**Record Number** : 1  
**Position** : 456-456  
**Format** : C1

Response	Codes
Multiple responses	0
Not at all	1
Small extent	2
Moderate extent	3
Large extent	4
Omitted	8

---

**To what extent are any of the following available to twelfth-grade teachers who teach science? -Science kits**

**Variable Name** : SQ7J Have science kits  
**Record Number** : 1  
**Position** : 457-457  
**Format** : C1

Response	Codes
Multiple responses	0
Not at all	1
Small extent	2
Moderate extent	3
Large extent	4
Omitted	8

To what extent are any of the following available to twelfth-grade teachers who teach science? -Scientific measurement instruments (e.g., telescopes, microscopes, thermometers, or weighing scales)

**Variable Name** : SQ7K Have scientific measurement instruments  
**Record Number** : 1  
**Position** : 458-458  
**Format** : C1

Response	Codes
Multiple responses	0
Not at all	1
Small extent	2
Moderate extent	3
Large extent	4
Omitted	8

---

Approximately what percentage of your school's classrooms has the following technological resources for twelfth-grade science instruction? -Desktop computer

**Variable Name** : SQ8A Pct classrooms w/desktop computer: gr 12 science  
**Record Number** : 1  
**Position** : 459-459  
**Format** : C1

Response	Codes
Multiple responses	0
0%	1
1 - 25%	2
26 - 50%	3
51 - 75%	4
76 - 99%	5
100%	6
Omitted	8

**Approximately what percentage of your school's classrooms has the following technological resources for twelfth-grade science instruction? -Laptop computer**

**Variable Name** : SQ8B Pct classrooms w/laptop computer: gr 12 science  
**Record Number** : 1  
**Position** : 460-460  
**Format** : C1

Response	Codes
Multiple responses	0
0%	1
1 - 25%	2
26 - 50%	3
51 - 75%	4
76 - 99%	5
100%	6
Omitted	8

---

**Approximately what percentage of your school's classrooms has the following technological resources for twelfth-grade science instruction? -Tablet PC (notebook-like computer that allows users to write or draw through the use of a stylus or touch-screen)**

**Variable Name** : SQ8C Pct classrooms with tablet PC: gr 12 science  
**Record Number** : 1  
**Position** : 461-461  
**Format** : C1

Response	Codes
Multiple responses	0
0%	1
1 - 25%	2
26 - 50%	3
51 - 75%	4
76 - 99%	5
100%	6
Omitted	8

Approximately what percentage of your school's classrooms has the following technological resources for twelfth-grade science instruction? -Digital projector (device that connects to a computer to display presentations or demonstrate lessons, such as an LCD)

Variable Name : SQ8D Pct classrooms w/digital projector: gr 12 science  
Record Number : 1  
Position : 462-462  
Format : C1

Response	Codes
Multiple responses	0
0%	1
1 - 25%	2
26 - 50%	3
51 - 75%	4
76 - 99%	5
100%	6
Omitted	8

---

Approximately what percentage of your school's classrooms has the following technological resources for twelfth-grade science instruction? -CD-ROM

Variable Name : SQ8E Pct classrooms with CD-ROM: gr 12 science  
Record Number : 1  
Position : 463-463  
Format : C1

Response	Codes
Multiple responses	0
0%	1
1 - 25%	2
26 - 50%	3
51 - 75%	4
76 - 99%	5
100%	6
Omitted	8

**Approximately what percentage of your school's classrooms has the following technological resources for twelfth-grade science instruction? -Online software**

**Variable Name** : SQ8F Pct classrooms w/online software: gr 12 science  
**Record Number** : 1  
**Position** : 464-464  
**Format** : C1

Response	Codes
Multiple responses	0
0%	1
1 - 25%	2
26 - 50%	3
51 - 75%	4
76 - 99%	5
100%	6
Omitted	8

---

**Approximately what percentage of your school's classrooms has the following technological resources for twelfth-grade science instruction? -Digital music device (pocketsized music player used to listen to or create audio files, such as an MP3 player)**

**Variable Name** : SQ8G Pct classrooms w/digital music device: gr 12 sci  
**Record Number** : 1  
**Position** : 465-465  
**Format** : C1

Response	Codes
Multiple responses	0
0%	1
1 - 25%	2
26 - 50%	3
51 - 75%	4
76 - 99%	5
100%	6
Omitted	8



**Approximately what percentage of your school's classrooms has the following technological resources for twelfth-grade science instruction? -Cable/satellite/closed-circuit television**

**Variable Name** : SQ8H Pct classrooms w/cable/satellite TV: gr 12 science  
**Record Number** : 1  
**Position** : 466-466  
**Format** : C1

Response	Codes
Multiple responses	0
0%	1
1 - 25%	2
26 - 50%	3
51 - 75%	4
76 - 99%	5
100%	6
Omitted	8

---

**Approximately what percentage of your school's classrooms has the following technological resources for twelfth-grade science instruction? -DVD player and DVDs**

**Variable Name** : SQ8I Pct classrooms w/DVDs and player: gr 12 science  
**Record Number** : 1  
**Position** : 467-467  
**Format** : C1

Response	Codes
Multiple responses	0
0%	1
1 - 25%	2
26 - 50%	3
51 - 75%	4
76 - 99%	5
100%	6
Omitted	8

**Approximately what percentage of your school's classrooms has the following technological resources for twelfth-grade science instruction? -Digital camera**

**Variable Name** : SQ8J Pct classrooms w/digital camera: gr 12 science  
**Record Number** : 1  
**Position** : 468-468  
**Format** : C1

Response	Codes
Multiple responses	0
0%	1
1 - 25%	2
26 - 50%	3
51 - 75%	4
76 - 99%	5
100%	6
Omitted	8

---

**Approximately what percentage of your school's classrooms has the following technological resources for twelfth-grade science instruction? -Graphing calculator**

**Variable Name** : SQ8K Pct classrooms with graphing calc: gr 12 science  
**Record Number** : 1  
**Position** : 469-469  
**Format** : C1

Response	Codes
Multiple responses	0
0%	1
1 - 25%	2
26 - 50%	3
51 - 75%	4
76 - 99%	5
100%	6
Omitted	8

Approximately what percentage of your school's classrooms has the following technological resources for twelfth-grade science instruction? -Handheld device (pocket-sized computing device, such as personal digital assistant or smartphone)

**Variable Name** : SQ8L Pct classrooms with handheld device: gr 12 science  
**Record Number** : 1  
**Position** : 470-470  
**Format** : C1

Response	Codes
Multiple responses	0
0%	1
1 - 25%	2
26 - 50%	3
51 - 75%	4
76 - 99%	5
100%	6
Omitted	8

---

Approximately what percentage of your school's classrooms has the following technological resources for twelfth-grade science instruction? -Data collection sensors/probes (tool that connects to a handheld device or graphing calculator and detects motion, pH, temperature, light)

**Variable Name** : SQ8M Pct classrooms w/data collect sensor: gr 12 sci  
**Record Number** : 1  
**Position** : 471-471  
**Format** : C1

Response	Codes
Multiple responses	0
0%	1
1 - 25%	2
26 - 50%	3
51 - 75%	4
76 - 99%	5
100%	6
Omitted	8

Approximately what percentage of your school's classrooms has the following technological resources for twelfth-grade science instruction? -Online course management system (webbased software used to organize information, assignments, grades, and discussions)

**Variable Name** : SQ8N Pct classroom w/online crse mangmnt: gr 12 science  
**Record Number** : 1  
**Position** : 472-472  
**Format** : C1

Response	Codes
Multiple responses	0
0%	1
1 - 25%	2
26 - 50%	3
51 - 75%	4
76 - 99%	5
100%	6
Omitted	8

---

Approximately what percentage of your school's classrooms has the following technological resources for twelfth-grade science instruction? -Digital whiteboard (computerized display panels that can respond to fingertip command and creates a shared interactive space, akin to traditional chalkboards)

**Variable Name** : SQ8O Pct classroom w/digital whiteboard: gr 12 science  
**Record Number** : 1  
**Position** : 473-473  
**Format** : C1

Response	Codes
Multiple responses	0
0%	1
1 - 25%	2
26 - 50%	3
51 - 75%	4
76 - 99%	5
100%	6
Omitted	8

*This page intentionally left blank.*

Appendix N

2009 High School Transcript Study  
Codebook for SD/ELL File

*This page intentionally left blank.*

## HSTS 2009 Electronic Codebook

**Variable Name** : SCHOOLID      School ID  
**Record Number** : 1  
**Position** : 1-7  
**Format** : C7

**Response**

0130030-5630010

**Codes**

0130030-5630010

---

**Variable Name** : STUDENTI      Student ID  
**Record Number** : 1  
**Position** : 8-17  
**Format** : C10

**Response**

1012000199-7482005218

**Codes**

1012000199-7482005218

---

**Variable Name** : SDFLG      Student Disability Flag  
**Record Number** : 1  
**Position** : 18-18  
**Format** : C1

**Response**

Does not have a student disability  
Has a student disability  
Missing

**Codes**

0  
1  
9

---

**Variable Name** : ELLFLG      English Language Learner Flag  
**Record Number** : 1  
**Position** : 19-19  
**Format** : C1

**Response**

English language learner  
Not an English language learner  
formerly an English language learner  
Missing

**Codes**

1  
2  
3  
9



**Why is this student classified as SD?**

**Variable Name** : SDQ1                      Why is this student classified as SD?  
**Record Number** : 1  
**Position** : 20-20  
**Format** : C1

Response	Codes
Multiple responses	0
Student has disability and IEP	1
Student has Section 504 plan	2
Student has disability, but IEP/Section 504 in process	3
No IEP/Section 504, but requires accommodations	4
Has IEP because classified gifted and talented	5
No longer has IEP or Section 504 plan	6
Omitted	8

---

**This [SD] student has been selected to take the NAEP assessment in:**

**Variable Name** : SDQ2                      NAEP subject from front cover  
**Record Number** : 1  
**Position** : 21-21  
**Format** : C1

Response	Codes
Multiple responses	0
Reading	1
Mathematics	2
Science	3
U.S. history/geography/civics	4
Omitted	8

---

**How does this [SD] student participate in your state academic assessment in the NAEP subject you marked in Question 2?**

**Variable Name** : SDQ3                      How does student participate in state assessment  
**Record Number** : 1  
**Position** : 22-22  
**Format** : C1

Response	Codes
Multiple responses	0
With no accommodations	1
With accommodations	2
Altered or modified assessment	3
Omitted	8

On state assessment in the NAEP subject marked in Question 2, this [SD] student: -Has directions read aloud/repeated in English or receives assistance to understand directions

Variable Name : SDQ4\_P1 Presentation format: Directions read aloud  
Record Number : 1  
Position : 23-23  
Format : C1

Response	Codes
Yes	1
Omitted	8

---

On state assessment in the NAEP subject marked in Question 2, this [SD] student: -Has directions only signed

Variable Name : SDQ4\_P2 Presentation format: Directions only signed  
Record Number : 1  
Position : 24-24  
Format : C1

Response	Codes
Yes	1
Omitted	8

---

On state assessment in the NAEP subject marked in Question 2, this [SD] student: -Has test items signed

Variable Name : SDQ4\_P3 Presentation format: Test items signed  
Record Number : 1  
Position : 25-25  
Format : C1

Response	Codes
Yes	1
Omitted	8

On state assessment in the NAEP subject marked in Question 2, this [SD] student: -Has occasional words or phrases read aloud

Variable Name : SDQ4\_P4 Presentation format: Occasional words read aloud  
Record Number : 1  
Position : 26-26  
Format : C1

Response	Codes
Yes	1
Omitted	8

---

On state assessment in the NAEP subject marked in Question 2, this [SD] student: -Has all or most of the test materials read aloud

Variable Name : SDQ4\_P5 Presentation format: All test materials read aloud  
Record Number : 1  
Position : 27-27  
Format : C1

Response	Codes
Yes	1
Omitted	8

---

On state assessment in the NAEP subject marked in Question 2, this [SD] student: -Uses a Braille version of the test

Variable Name : SDQ4\_P6 Presentation format: Braille version  
Record Number : 1  
Position : 28-28  
Format : C1

Response	Codes
Yes	1
Omitted	8

On state assessment in the NAEP subject marked in Question 2, this [SD] student: -Uses a large print version of the test

Variable Name : SDQ4\_P7      Presentation format: Large print version  
Record Number : 1  
Position : 29-29  
Format : C1

Response	Codes
Yes	1
Omitted	8

---

On state assessment in the NAEP subject marked in Question 2, this [SD] student: -Uses magnifying equipment

Variable Name : SDQ4\_P8      Presentation format: Magnifying equipment  
Record Number : 1  
Position : 30-30  
Format : C1

Response	Codes
Yes	1
Omitted	8

---

On state assessment in the NAEP subject marked in Question 2, this [SD] student: -Responds in sign language

Variable Name : SDQ4\_R1      Response format: Respond in sign language  
Record Number : 1  
Position : 31-31  
Format : C1

Response	Codes
Yes	1
Omitted	8

On state assessment in the NAEP subject marked in Question 2, this [SD] student: -Uses a Braille typewriter to respond

Variable Name : SDQ4\_R2      Response format: Uses Braille typewriter  
Record Number : 1  
Position : 32-32  
Format : C1

Response	Codes
Yes	1
Omitted	8

---

On state assessment in the NAEP subject marked in Question 2, this [SD] student: -Points to answers or responds orally to a scribe

Variable Name : SDQ4\_R3      Response format: Points to answers  
Record Number : 1  
Position : 33-33  
Format : C1

Response	Codes
Yes	1
Omitted	8

---

On state assessment in the NAEP subject marked in Question 2, this [SD] student: -Tape records answers

Variable Name : SDQ4\_R4      Response format: Tape records answers  
Record Number : 1  
Position : 34-34  
Format : C1

Response	Codes
Yes	1
Omitted	8

On state assessment in the NAEP subject marked in Question 2, this [SD] student: -Uses a computer or typewriter to respond

Variable Name : SDQ4\_R5      Response format: Responds with computer/typewriter  
Record Number : 1  
Position : 35-35  
Format : C1

Response	Codes
Yes	1
Omitted	8

---

On state assessment in the NAEP subject marked in Question 2, this [SD] student: -Uses a template to respond

Variable Name : SDQ4\_R6      Response format: Responds with template  
Record Number : 1  
Position : 36-36  
Format : C1

Response	Codes
Yes	1
Omitted	8

---

On state assessment in the NAEP subject marked in Question 2, this [SD] student: -Uses a large marking pen or special writing tool

Variable Name : SDQ4\_R7      Response format: Special writing tool  
Record Number : 1  
Position : 37-37  
Format : C1

Response	Codes
Yes	1
Omitted	8

On state assessment in the NAEP subject marked in Question 2, this [SD] student: -Writes directly in the test booklet

Variable Name : SDQ4\_R8      Response format: Write directly in test booklet  
Record Number : 1  
Position : 38-38  
Format : C1

Response	Codes
Yes	1
Omitted	8

---

On state assessment in the NAEP subject marked in Question 2, this [SD] student: -Takes the test in a small group

Variable Name : SDQ4\_S1      Setting format: Takes test in small group  
Record Number : 1  
Position : 39-39  
Format : C1

Response	Codes
Yes	1
Omitted	8

---

On state assessment in the NAEP subject marked in Question 2, this [SD] student: -Takes the test one-on-one

Variable Name : SDQ4\_S2      Setting format: Takes test one-on-one  
Record Number : 1  
Position : 40-40  
Format : C1

Response	Codes
Yes	1
Omitted	8

On state assessment in the NAEP subject marked in Question 2, this [SD] student: -Takes the test in a study carrel

Variable Name : SDQ4\_S3      Setting format: Takes test in study carrel  
Record Number : 1  
Position : 41-41  
Format : C1

Response	Codes
Yes	1
Omitted	8

---

On state assessment in the NAEP subject marked in Question 2, this [SD] student: -Receives preferential seating, special lighting, or furniture

Variable Name : SDQ4\_S4      Setting format: Receives preferential seating  
Record Number : 1  
Position : 42-42  
Format : C1

Response	Codes
Yes	1
Omitted	8

---

On state assessment in the NAEP subject marked in Question 2, this [SD] student: -Must have test administered by familiar person

Variable Name : SDQ4\_S5      Setting format: Test administered by familiar person  
Record Number : 1  
Position : 43-43  
Format : C1

Response	Codes
Yes	1
Omitted	8



On state assessment in the NAEP subject marked in Question 2, this [SD] student: -Receives extended time

Variable Name : SDQ4\_T1      Timing accommodations: Extended time  
Record Number : 1  
Position : 44-44  
Format : C1

Response	Codes
Yes	1
Omitted	8

---

On state assessment in the NAEP subject marked in Question 2, this [SD] student: -Is given breaks during the test

Variable Name : SDQ4\_T2      Timing accommodations: Given breaks during test  
Record Number : 1  
Position : 45-45  
Format : C1

Response	Codes
Yes	1
Omitted	8

---

On state assessment in the NAEP subject marked in Question 2, this [SD] student: -Must be allowed to take subject test over several days

Variable Name : SDQ4\_T3      Timing accommodations: Take test over several days  
Record Number : 1  
Position : 46-46  
Format : C1

Response	Codes
Yes	1
Omitted	8

On state assessment in the NAEP subject marked in Question 2, this [SD] student: -Uses a calculator, including talking or Braille calculator for computation tasks

Variable Name : SDQ4\_O1      Other accommodations: Uses a calculator  
Record Number : 1  
Position : 47-47  
Format : C1

Response	Codes
Yes	1
Omitted	8

---

On state assessment in the NAEP subject marked in Question 2, this [SD] student: -Uses an abacus, arithmetic tables, graph paper

Variable Name : SDQ4\_O2      Other accommodations: Uses abacus/graph paper  
Record Number : 1  
Position : 48-48  
Format : C1

Response	Codes
Yes	1
Omitted	8

---

On state assessment in the NAEP subject marked in Question 2, this [SD] student: -Uses dictionary, thesaurus, or spelling/grammar-checking software or devices

Variable Name : SDQ4\_O3      Other accommodations: Uses dictionary/thesaurus  
Record Number : 1  
Position : 49-49  
Format : C1

Response	Codes
Yes	1
Omitted	8

On state assessment in the NAEP subject marked in Question 2, this [SD] student: -Receives the following accommodation(s) not listed above.

Variable Name : SDQ4\_O4      Other accommodations: Not listed above  
Record Number : 1  
Position : 50-50  
Format : C1

Response	Codes
Yes	1
Omitted	8

---

On state assessment in the NAEP subject marked in Question 2, this [SD] student: -Receives the following accommodation(s) not listed above.

Variable Name : SDQ4\_WI      Other accommodations (write in)  
Record Number : 1  
Position : 51-80  
Format : C30

Response	Codes
Write-in responses	Write-in responses

---

Looking at Columns A and B on page 6, are all of the accommodations this [SD] student receives on the state assessment in the NAEP subject you marked in Question 2 allowed on NAEP?

Variable Name : SDQ5      Accommodations allowed on NAEP-SD  
Record Number : 1  
Position : 81-81  
Format : C1

Response	Codes
Multiple responses	0
Yes	1
No, but can be assessed	2
No, should not be assessed	3
Omitted	8

For [SD] students who take an alternate or modified state assessment in the NAEP subject you marked in Question 2, could the student participate in NAEP with any of the accommodations allowed on NAEP as listed in Column B on page 6?

Variable Name : SDQ6 Can student participate w/NAEP accomms as listed  
Record Number : 1  
Position : 82-82  
Format : C1

Response	Codes
Multiple responses	0
Yes	1
No	2
Omitted	8

---

For [SD] students who take an alternate or modified state assessment in the NAEP subject you marked in Question 2, could the student participate in NAEP with any of the accommodations allowed on NAEP as listed in Column B on page 6? -Yes. List the accommodations allowed on NAEP and include the student in NAEP

Variable Name : SDQ6\_WI Student can be assessed with NAEP accom (write-in)  
Record Number : 1  
Position : 83-182  
Format : C100

Response	Codes
Write-in responses	Write-in responses

Which of the following IDEA categories describe this student's identified disability(ies)? -Specific learning disability

Variable Name : SDQ7A Student's identified disab-Specific learning  
Record Number : 1  
Position : 183-183  
Format : C1

Response	Codes
Yes	1
Omitted	8

**Which of the following IDEA categories describe this student's identified disability(ies)? –Hearing impairment/deafness**

**Variable Name** : SDQ7B Student's identified disab-Hearing impairment  
**Record Number** : 1  
**Position** : 184-184  
**Format** : C1

Response	Codes
Yes	1
Omitted	8

---

**Which of the following IDEA categories describe this student's identified disability(ies)? -Visual impairment/blindness**

**Variable Name** : SDQ7C Student's identified disab-Visual impairment  
**Record Number** : 1  
**Position** : 185-185  
**Format** : C1

Response	Codes
Yes	1
Omitted	8

---

**Which of the following IDEA categories describe this student's identified disability(ies)? -Speech or language impairment**

**Variable Name** : SDQ7D Student's identified disab-Speech impairment  
**Record Number** : 1  
**Position** : 186-186  
**Format** : C1

Response	Codes
Yes	1
Omitted	8

**Which of the following IDEA categories describe this student's identified disability(ies)? -Mental retardation**

**Variable Name** : SDQ7E Student's identified disab-Mental retardation  
**Record Number** : 1  
**Position** : 187-187  
**Format** : C1

Response	Codes
Yes	1
Omitted	8

---

**Which of the following IDEA categories describe this student's identified disability(ies)? -Emotional disturbance**

**Variable Name** : SDQ7F Student's identified disab-Emotional disturbance  
**Record Number** : 1  
**Position** : 188-188  
**Format** : C1

Response	Codes
Yes	1
Omitted	8

---

**Which of the following IDEA categories describe this student's identified disability(ies)? -Orthopedic impairment**

**Variable Name** : SDQ7G Student's identified disab-Orthopedic impairment  
**Record Number** : 1  
**Position** : 189-189  
**Format** : C1

Response	Codes
Yes	1
Omitted	8

---

**Which of the following IDEA categories describe this student's identified disability(ies)? -Traumatic brain injury**

**Variable Name** : SDQ7H Student's identified disab-Brain injury  
**Record Number** : 1  
**Position** : 190-190  
**Format** : C1

Response	Codes
Yes	1
Omitted	8

**Which of the following IDEA categories describe this student's identified disability(ies)? -Autism**

**Variable Name** : SDQ7I Student's identified disab-Autism  
**Record Number** : 1  
**Position** : 191-191  
**Format** : C1

Response	Codes
Yes	1
Omitted	8

---

**Which of the following IDEA categories describe this student's identified disability(ies)? -Developmental delay (age 9 or younger)**

**Variable Name** : SDQ7J Student's identified disab-Developmental delay  
**Record Number** : 1  
**Position** : 192-192  
**Format** : C1

Response	Codes
Yes	1
Omitted	8

---

**Which of the following IDEA categories describe this student's identified disability(ies)? -Other health impairment**

**Variable Name** : SDQ7K Student's identified disab-Other health  
**Record Number** : 1  
**Position** : 193-193  
**Format** : C1

Response	Codes
Yes	1
Omitted	8

**Which of the following IDEA categories describe this student's identified disability(ies)? -Other (specify)**

**Variable Name** : SDQ7L Student's identified disab-Other  
**Record Number** : 1  
**Position** : 194-194  
**Format** : C1

Response	Codes
Yes	1
Omitted	8

---

**Which of the following IDEA categories describe this student's identified disability(ies)? -Other (specify)**

**Variable Name** : SDQ7\_WI Student's identified disab-Other (write-in)  
**Record Number** : 1  
**Position** : 195-244  
**Format** : C50

Response	Codes
Write-in responses	Write-in responses

---

**What is the degree of this student's disability(ies)?**

**Variable Name** : SDQ8 Degree of student's disability  
**Record Number** : 1  
**Position** : 245-245  
**Format** : C1

Response	Codes
Multiple responses	0
Profound/Severe	1
Moderate	2
Mild	3
Omitted	8



**At what grade level does this student perform in the NAEP subject you marked in Question 2?**

**Variable Name** : SDQ9                      Grade level student performs in NAEP subject  
**Record Number** : 1  
**Position** : 246-246  
**Format** : C1

Response	Codes
Multiple responses	0
At or above grade level	1
One year below grade level	2
Two or more years below grade level	3
Not receiving instruction in this subject	4
I don't know	7
Omitted	8

---

**What is this student's ELL classification?**

**Variable Name** : ELLQ1                      What is this student's ELL classification  
**Record Number** : 1  
**Position** : 247-247  
**Format** : C1

Response	Codes
Multiple responses	0
Currently ELL	1
Formerly ELL	2
Not ELL	3
Omitted	8

---

**What is this ELL student's first or native language?**

**Variable Name** : ELLQ1A                      Student's first or native language  
**Record Number** : 1  
**Position** : 248-248  
**Format** : C1

Response	Codes
Multiple responses	0
Spanish	1
Other language	2
Omitted	8

**What is this ELL student's first or native language? -Other language (specify)**

**Variable Name** : ELLQ1\_WI      Student's first or native language (write in)  
**Record Number** : 1  
**Position** : 249-298  
**Format** : C50

**Response**

Write-in responses

**Codes**

Write-in responses

**This [ELL] student has been selected to take the NAEP assessment in:**

**Variable Name** : ELLQ2      NAEP subject from front cover  
**Record Number** : 1  
**Position** : 299-299  
**Format** : C1

**Response**

Multiple responses  
 Reading  
 Mathematics  
 Science  
 U.S. history/geography/civics  
 Omitted

**Codes**

0  
 1  
 2  
 3  
 4  
 8

**How does this [ELL] student participate in your state academic assessment in the NAEP subject you marked in Question 2?**

**Variable Name** : ELLQ3      How does student participate in state assessment  
**Record Number** : 1  
**Position** : 300-300  
**Format** : C1

**Response**

Multiple responses  
 With no accommodations  
 With accommodations  
 Simplified English or native language  
 Does not take assessment  
 Omitted

**Codes**

0  
 1  
 2  
 3  
 4  
 8

On state assessment in the NAEP subject marked in Question 2, this [ELL] student: -Has directions read aloud/repeated in English or receives assistance in English to understand directions or receives assistance in English to understand directions

Variable Name : ELLQ4\_D1 Direct ling support: Directions read aloud English  
Record Number : 1  
Position : 301-301  
Format : C1

Response	Codes
Yes	1
Omitted	8

---

On state assessment in the NAEP subject marked in Question 2, this [ELL] student: -Has directions only read aloud in native language

Variable Name : ELLQ4\_D2 Direct ling support: Directions in native tongue  
Record Number : 1  
Position : 302-302  
Format : C1

Response	Codes
Yes	1
Omitted	8

---

On state assessment in the NAEP subject marked in Question 2, this [ELL] student: -Has test materials read aloud in native language

Variable Name : ELLQ4\_D3 Direct ling support: Test maters in native tongue  
Record Number : 1  
Position : 303-303  
Format : C1

Response	Codes
Yes	1
Omitted	8

On state assessment in the NAEP subject marked in Question 2, this [ELL] student: -Uses a bilingual version of the test

Variable Name : ELLQ4\_D4      Direct ling support: Bilingual version of test  
Record Number : 1  
Position : 304-304  
Format : C1

Response	Codes
Yes	1
Omitted	8

---

On state assessment in the NAEP subject marked in Question 2, this [ELL] student: -Uses a bilingual word-for-word dictionary without definitions

Variable Name : ELLQ4\_D5      Direct ling support: Bilingual dictionary w/o defs  
Record Number : 1  
Position : 305-305  
Format : C1

Response	Codes
Yes	1
Omitted	8

---

On state assessment in the NAEP subject marked in Question 2, this [ELL] student: -Has occasional words or phrases read aloud in English

Variable Name : ELLQ4\_D6      Direct ling support: Words read aloud in English  
Record Number : 1  
Position : 306-306  
Format : C1

Response	Codes
Yes	1
Omitted	8

On state assessment in the NAEP subject marked in Question 2, this [ELL] student: -Has all or most of the test materials read aloud in English

Variable Name : ELLQ4\_D7 Direct ling support: Test materials read aloud Engl  
Record Number : 1  
Position : 307-307  
Format : C1

Response	Codes
Yes	1
Omitted	8

---

On state assessment in the NAEP subject marked in Question 2, this [ELL] student: -Has oral or written responses in native language translated into written English

Variable Name : ELLQ4\_D8 Direct ling support: Has answers translated into Engl  
Record Number : 1  
Position : 308-308  
Format : C1

Response	Codes
Yes	1
Omitted	8

---

On state assessment in the NAEP subject marked in Question 2, this [ELL] student: -Takes the test in a small group

Variable Name : ELLQ4\_I1 Indirect ling support: Takes test in small group  
Record Number : 1  
Position : 309-309  
Format : C1

Response	Codes
Yes	1
Omitted	8

On state assessment in the NAEP subject marked in Question 2, this [ELL] student: -Takes the test one-on-one

Variable Name : ELLQ4\_I2 Indirect ling support: Takes test one-on-one  
Record Number : 1  
Position : 310-310  
Format : C1

Response	Codes
Yes	1
Omitted	8

---

On state assessment in the NAEP subject marked in Question 2, this [ELL] student: -Receives preferential seating

Variable Name : ELLQ4\_I3 Indirect ling support: Receives preferred seating  
Record Number : 1  
Position : 311-311  
Format : C1

Response	Codes
Yes	1
Omitted	8

---

On state assessment in the NAEP subject marked in Question 2, this [ELL] student: -Must have test administered by familiar person

Variable Name : ELLQ4\_I4 Indirect ling support: Test admin by familiar person  
Record Number : 1  
Position : 312-312  
Format : C1

Response	Codes
Yes	1
Omitted	8

On state assessment in the NAEP subject marked in Question 2, this [ELL] student: -Receives extended time

Variable Name : ELLQ4\_I5 Indirect ling support: Extended time  
Record Number : 1  
Position : 313-313  
Format : C1

Response	Codes
Yes	1
Omitted	8

---

On state assessment in the NAEP subject marked in Question 2, this [ELL] student: -Is given breaks during the test

Variable Name : ELLQ4\_I6 Indirect ling support: Given breaks during test  
Record Number : 1  
Position : 314-314  
Format : C1

Response	Codes
Yes	1
Omitted	8

---

On state assessment in the NAEP subject marked in Question 2, this [ELL] student: -Must be allowed to take subject test over several days

Variable Name : ELLQ4\_I7 Indirect ling support: Take test over several days  
Record Number : 1  
Position : 315-315  
Format : C1

Response	Codes
Yes	1
Omitted	8

On state assessment in the NAEP subject marked in Question 2, this [ELL] student: -Receives the following accommodation(s) not listed above.

Variable Name : ELLQ4\_I8 Indirect ling support: Not listed above  
Record Number : 1  
Position : 316-316  
Format : C1

Response	Codes
Yes	1
Omitted	8

---

On state assessment in the NAEP subject marked in Question 2, this [ELL] student: -Receives the following accommodation(s) not listed above.

Variable Name : ELLQ4\_WI Student receives other accommodations (write in)  
Record Number : 1  
Position : 317-346  
Format : C30

Response	Codes
Write-in responses	Write-in responses

---

Looking at Columns A and B on page 6, are all of the accommodations this [ELL] student receives on the state assessment in the NAEP subject you marked in Question 2 allowed on NAEP?

Variable Name : ELLQ5 Accommodations allowed on NAEP-ELL  
Record Number : 1  
Position : 347-347  
Format : C1

Response	Codes
Multiple responses	0
Yes	1
No, but can be assessed	2
No, should not be assessed	3
Omitted	8



For [ELL] students who do not take the state assessment in the NAEP subject you marked in Question 2, could the student participate in NAEP with any of the accommodations allowed on NAEP as listed in Column B on page 6?

**Variable Name** : ELLQ6 Can student participate w/NAEP accomms as listed  
**Record Number** : 1  
**Position** : 348-348  
**Format** : C1

Response	Codes
Multiple responses	0
Yes	1
No	2
Omitted	8

For [ELL] students who do not take the state assessment in the NAEP subject you marked in Question 2, could the student participate in NAEP with any of the accommodations allowed on NAEP as listed in Column B on page 6? -Yes. List the accommodations allowed on NAEP and include the student in NAEP.

**Variable Name** : ELLQ6\_WI Student can be assessed with NAEP accom (write in)  
**Record Number** : 1  
**Position** : 349-448  
**Format** : C100

Response	Codes
Write-in responses	Write-in responses

Including the current school year, how long has this [ELL] student been receiving academic instruction primarily in English?

**Variable Name** : ELLQ7 How long has student been receiving instruc in Eng  
**Record Number** : 1  
**Position** : 449-449  
**Format** : C1

Response	Codes
Multiple responses	0
Does not receive academic instruction primarily in English	1
Less than 1 year	2
1 to 2 years	3
2 to 3 years	4
3 years or more	5
I don't know	7
Omitted	8

**At what grade level does this [ELL] student perform in the NAEP subject you marked in Question 2?**

**Variable Name** : ELLQ8                      Grade level of performance in NAEP subject  
**Record Number** : 1  
**Position** : 450-450  
**Format** : C1

Response	Codes
Multiple responses	0
At or above grade level	1
One year below grade level	2
Two or more years below grade level	3
Not receiving instruction in this subject	4
I don't know	7
Omitted	8

**How would you characterize this [ELL] student's English proficiency? -Listening comprehension in English**

**Variable Name** : ELLQ9A                      Student's English proficiency: listen comp in Eng  
**Record Number** : 1  
**Position** : 451-451  
**Format** : C1

Response	Codes
Multiple responses	0
ELL Advanced	1
ELL Intermediate	2
ELL Beginning	3
No proficiency	4
I don't know	7
Omitted	8

**How would you characterize this [ELL] student's English proficiency? -Speaking English**

**Variable Name** : ELLQ9B                      Student's English proficiency: speaking English  
**Record Number** : 1  
**Position** : 452-452  
**Format** : C1

Response	Codes
Multiple responses	0
ELL Advanced	1
ELL Intermediate	2
ELL Beginning	3
No proficiency	4
I don't know	7
Omitted	8

**How would you characterize this [ELL] student's English proficiency? -Reading English**

**Variable Name** : ELLQ9C Student's English proficiency: reading English  
**Record Number** : 1  
**Position** : 453-453  
**Format** : C1

Response	Codes
Multiple responses	0
ELL Advanced	1
ELL Intermediate	2
ELL Beginning	3
No proficiency	4
I don't know	7
Omitted	8

---

**How would you characterize this [ELL] student's English proficiency? -Writing English**

**Variable Name** : ELLQ9D Student's English proficiency: writing English  
**Record Number** : 1  
**Position** : 454-454  
**Format** : C1

Response	Codes
Multiple responses	0
ELL Advanced	1
ELL Intermediate	2
ELL Beginning	3
No proficiency	4
I don't know	7
Omitted	8

## Appendix O

### 2009 High School Transcript Study Codebook for Student File

*This page intentionally left blank.*

## HSTS 2009 Electronic Codebook

**Variable Name** : SCHOOLID      School ID  
**Record Number** : 1  
**Position** : 1-7  
**Format** : C7

**Response**

0130030-5630010

**Codes**

0130030-5630010

**Variable Name** : STUDENTI      Student ID  
**Record Number** : 1  
**Position** : 8-17  
**Format** : C10

**Response**

1012000016-7482006001

**Codes**

1012000016-7482006001

**Variable Name** : EXITSTS      Student Exit Status  
**Record Number** : 1  
**Position** : 18-19  
**Format** : C2

**Response****Codes**

Standard Diploma	01
Honors Diploma	02
Special Education Diploma	03
Certificate of Attendance	04
Certificate of Completion	05
Still Enrolled	06
Dropped Out	07
Transferred	08
Withdrawn	09
GED	10
Other or Unknown	11
Pending completion	12
Incomplete transcripts	13
Alternative format transcript	14
Graduated but no transcripts	15
Out of scope	16
Refusal	17
Graduation unknown due to nonresponse	18
Unused Student ID	19

**Variable Name** : RACE Student Race/Ethnicity  
**Record Number** : 1  
**Position** : 20-20  
**Format** : C1

Response	Codes
White, not Hispanic	1
Black, not Hispanic	2
Hispanic	3
Asian/Pacific Islander	4
American Indian/Alaskan Native	5
Other	6
Missing	9

---

**Variable Name** : GRADE Student Grade Level in 2008-2009  
**Record Number** : 1  
**Position** : 21-22  
**Format** : C2  
**Comment** :

Response	Codes
Grade 12	12

---

**Variable Name** : SEX Student Gender  
**Record Number** : 1  
**Position** : 23-23  
**Format** : C1

Response	Codes
Male	1
Female	2
Missing	9

**Variable Name** : MOB                      Student Month of Birth  
**Record Number** : 1  
**Position** : 24-25  
**Format** : C2

Response	Codes
January	01
February	02
March	03
April	04
May	05
June	06
July	07
August	08
September	09
October	10
November	11
December	12
Missing	99

**Variable Name** : YOB                      Student Year of Birth  
**Record Number** : 1  
**Position** : 26-29  
**Format** : C4

Response	Codes
1987	1987
1988	1988
1989	1989
1990	1990
1991	1991
1992	1992
1993	1993
1994	1994
Missing	9999

**Variable Name** : SD                      Student Disability Status  
**Record Number** : 1  
**Position** : 30-30  
**Format** : C1

Response	Codes
Yes, IEP	1
Yes, 504	2
Yes, IEP/504 plan in process	3
No, not SD	4
Missing	9



**Variable Name** : HCTYPE Student Disabling Condition  
**Record Number** : 1  
**Position** : 31-32  
**Format** : C2

Response	Codes
Multidisabled	00
Specific learning	01
Hearing impaired	02
Visual impaired	03
Speech impaired	04
Mental retardation	05
Emotional disturbed	06
Orthopedic impaired	07
Brain injury	08
Autism	09
Developmental delay	10
Other health impaired	11
Other	12
Not Reported	88

---

**Variable Name** : ELL English Language Learner Status  
**Record Number** : 1  
**Position** : 33-33  
**Format** : C1

Response	Codes
Has limited English proficiency	1
Does not have limited English proficiency	2
Formerly limited English proficient	3
Missing	9

**Variable Name** : MOG                      Student Month of Graduation  
**Record Number** : 1  
**Position** : 34-35  
**Format** : C2

Response	Codes
January	01
February	02
March	03
April	04
May	05
June	06
July	07
August	08
September	09
October	10
November	11
December	12
Missing	99

---

**Variable Name** : YOG                      Student Year of Graduation  
**Record Number** : 1  
**Position** : 36-39  
**Format** : C4

Response	Codes
2008	2008
2009	2009
2010	2010
Missing	9999

---

**Variable Name** : CENSREG                      Census Region (Same as NAEP Region)  
**Record Number** : 1  
**Position** : 40-40  
**Format** : C1

Response	Codes
Northeast	1
Midwest	2
South	3
West	4

**Variable Name** : PUBPRIV Public/Nonpublic School  
**Record Number** : 1  
**Position** : 41-41  
**Format** : C1

Response	Codes
Public	1
Private	2

---

**Variable Name** : NSLP National School Lunch Program Status  
**Record Number** : 1  
**Position** : 42-42  
**Format** : C1

Response	Codes
Student not eligible	1
Free lunch	2
Reduced price lunch	3
School not participating	4
School refused	5
Unknown	9

---

**Variable Name** : FINSTUWT Final Usable Transcript Student Weight  
**Record Number** : 1  
**Position** : 43-55  
**Format** : N13.8

Response	Codes
0.00 - 438.44	0.00 - 438.44

---

**Variable Name** : REPWT1 Jackknife Replication Weight 1  
**Record Number** : 1  
**Position** : 56-68  
**Format** : N13.8

Response	Codes
0.00 - 438.44	0.00 - 438.44

**Variable Name** : REPWT2      Jackknife Replication Weight 2  
**Record Number** : 1  
**Position** : 69-81  
**Format** : N13.8

**Response****Codes**

0.00 - 438.44

0.00 - 438.44

---

**Variable Name** : REPWT3      Jackknife Replication Weight 3  
**Record Number** : 1  
**Position** : 82-94  
**Format** : N13.8

**Response****Codes**

0.00 - 438.44

0.00 - 438.44

---

**Variable Name** : REPWT4      Jackknife Replication Weight 4  
**Record Number** : 1  
**Position** : 95-107  
**Format** : N13.8

**Response****Codes**

0.00 - 438.44

0.00 - 438.44

---

**Variable Name** : REPWT5      Jackknife Replication Weight 5  
**Record Number** : 1  
**Position** : 108-120  
**Format** : N13.8

**Response****Codes**

0.00 - 438.44

0.00 - 438.44

**Variable Name** : REPWT6      Jackknife Replication Weight 6  
**Record Number** : 1  
**Position** : 121-133  
**Format** : N13.8

**Response****Codes**

0.00 - 438.44

0.00 - 438.44

---

**Variable Name** : REPWT7      Jackknife Replication Weight 7  
**Record Number** : 1  
**Position** : 134-146  
**Format** : N13.8

**Response****Codes**

0.00 - 438.44

0.00 - 438.44

---

**Variable Name** : REPWT8      Jackknife Replication Weight 8  
**Record Number** : 1  
**Position** : 147-159  
**Format** : N13.8

**Response****Codes**

0.00 - 438.44

0.00 - 438.44

---

**Variable Name** : REPWT9      Jackknife Replication Weight 9  
**Record Number** : 1  
**Position** : 160-172  
**Format** : N13.8

**Response****Codes**

0.00 - 438.44

0.00 - 438.44

**Variable Name** : REPWT10      Jackknife Replication Weight 10  
**Record Number** : 1  
**Position** : 173-185  
**Format** : N13.8

**Response****Codes**

0.00 - 441.22

0.00 - 441.22

---

**Variable Name** : REPWT11      Jackknife Replication Weight 11  
**Record Number** : 1  
**Position** : 186-198  
**Format** : N13.8

**Response****Codes**

0.00 - 438.44

0.00 - 438.44

---

**Variable Name** : REPWT12      Jackknife Replication Weight 12  
**Record Number** : 1  
**Position** : 199-211  
**Format** : N13.8

**Response****Codes**

0.00 - 438.44

0.00 - 438.44

---

**Variable Name** : REPWT13      Jackknife Replication Weight 13  
**Record Number** : 1  
**Position** : 212-224  
**Format** : N13.8

**Response****Codes**

0.00 - 438.44

0.00 - 438.44

**Variable Name** : REPWT14      Jackknife Replication Weight 14  
**Record Number** : 1  
**Position** : 225-237  
**Format** : N13.8

**Response****Codes**

0.00 - 438.44

0.00 - 438.44

---

**Variable Name** : REPWT15      Jackknife Replication Weight 15  
**Record Number** : 1  
**Position** : 238-250  
**Format** : N13.8

**Response****Codes**

0.00 - 438.44

0.00 - 438.44

---

**Variable Name** : REPWT16      Jackknife Replication Weight 16  
**Record Number** : 1  
**Position** : 251-263  
**Format** : N13.8

**Response****Codes**

0.00 - 562.46

0.00 - 562.46

---

**Variable Name** : REPWT17      Jackknife Replication Weight 17  
**Record Number** : 1  
**Position** : 264-276  
**Format** : N13.8

**Response****Codes**

0.00 - 438.44

0.00 - 438.44

**Variable Name** : REPWT18      Jackknife Replication Weight 18  
**Record Number** : 1  
**Position** : 277-289  
**Format** : N13.8

**Response****Codes**

0.00 - 438.44

0.00 - 438.44

---

**Variable Name** : REPWT19      Jackknife Replication Weight 19  
**Record Number** : 1  
**Position** : 290-302  
**Format** : N13.8

**Response****Codes**

0.00 - 438.44

0.00 - 438.44

---

**Variable Name** : REPWT20      Jackknife Replication Weight 20  
**Record Number** : 1  
**Position** : 303-315  
**Format** : N13.8

**Response****Codes**

0.00 - 438.44

0.00 - 438.44

---

**Variable Name** : REPWT21      Jackknife Replication Weight 21  
**Record Number** : 1  
**Position** : 316-328  
**Format** : N13.8

**Response****Codes**

0.00 - 438.44

0.00 - 438.44



**Variable Name** : REPWT22      Jackknife Replication Weight 22  
**Record Number** : 1  
**Position** : 329-341  
**Format** : N13.8

**Response****Codes**

0.00 - 438.44

0.00 - 438.44

---

**Variable Name** : REPWT23      Jackknife Replication Weight 23  
**Record Number** : 1  
**Position** : 342-354  
**Format** : N13.8

**Response****Codes**

0.00 - 438.44

0.00 - 438.44

---

**Variable Name** : REPWT24      Jackknife Replication Weight 24  
**Record Number** : 1  
**Position** : 355-367  
**Format** : N13.8

**Response****Codes**

0.00 - 442.67

0.00 - 442.67

---

**Variable Name** : REPWT25      Jackknife Replication Weight 25  
**Record Number** : 1  
**Position** : 368-380  
**Format** : N13.8

**Response****Codes**

0.00 - 438.44

0.00 - 438.44

**Variable Name** : REPWT26      Jackknife Replication Weight 26  
**Record Number** : 1  
**Position** : 381-393  
**Format** : N13.8

**Response****Codes**

0.00 - 438.44

0.00 - 438.44

---

**Variable Name** : REPWT27      Jackknife Replication Weight 27  
**Record Number** : 1  
**Position** : 394-406  
**Format** : N13.8

**Response****Codes**

0.00 - 438.44

0.00 - 438.44

---

**Variable Name** : REPWT28      Jackknife Replication Weight 28  
**Record Number** : 1  
**Position** : 407-419  
**Format** : N13.8

**Response****Codes**

0.00 - 438.44

0.00 - 438.44

---

**Variable Name** : REPWT29      Jackknife Replication Weight 29  
**Record Number** : 1  
**Position** : 420-432  
**Format** : N13.8

**Response****Codes**

0.00 - 438.44

0.00 - 438.44

**Variable Name** : REPWT30      Jackknife Replication Weight 30  
**Record Number** : 1  
**Position** : 433-445  
**Format** : N13.8

**Response****Codes**

0.00 - 438.44

0.00 - 438.44

---

**Variable Name** : REPWT31      Jackknife Replication Weight 31  
**Record Number** : 1  
**Position** : 446-458  
**Format** : N13.8

**Response****Codes**

0.00 - 455.93

0.00 - 455.93

---

**Variable Name** : REPWT32      Jackknife Replication Weight 32  
**Record Number** : 1  
**Position** : 459-471  
**Format** : N13.8

**Response****Codes**

0.00 - 438.44

0.00 - 438.44

---

**Variable Name** : REPWT33      Jackknife Replication Weight 33  
**Record Number** : 1  
**Position** : 472-484  
**Format** : N13.8

**Response****Codes**

0.00 - 438.44

0.00 - 438.44

**Variable Name** : REPWT34      Jackknife Replication Weight 34  
**Record Number** : 1  
**Position** : 485-497  
**Format** : N13.8

**Response**

0.00 - 541.87

**Codes**

0.00 - 541.87

---

**Variable Name** : REPWT35      Jackknife Replication Weight 35  
**Record Number** : 1  
**Position** : 498-510  
**Format** : N13.8

**Response**

0.00 - 438.44

**Codes**

0.00 - 438.44

---

**Variable Name** : REPWT36      Jackknife Replication Weight 36  
**Record Number** : 1  
**Position** : 511-523  
**Format** : N13.8

**Response**

0.00 - 438.44

**Codes**

0.00 - 438.44

---

**Variable Name** : REPWT37      Jackknife Replication Weight 37  
**Record Number** : 1  
**Position** : 524-536  
**Format** : N13.8

**Response**

0.00 - 438.44

**Codes**

0.00 - 438.44

**Variable Name** : REPWT38      Jackknife Replication Weight 38  
**Record Number** : 1  
**Position** : 537-549  
**Format** : N13.8

**Response****Codes**

0.00 - 438.44

0.00 - 438.44

---

**Variable Name** : REPWT39      Jackknife Replication Weight 39  
**Record Number** : 1  
**Position** : 550-562  
**Format** : N13.8

**Response****Codes**

0.00 - 444.26

0.00 - 444.26

---

**Variable Name** : REPWT40      Jackknife Replication Weight 40  
**Record Number** : 1  
**Position** : 563-575  
**Format** : N13.8

**Response****Codes**

0.00 - 438.44

0.00 - 438.44

---

**Variable Name** : REPWT41      Jackknife Replication Weight 41  
**Record Number** : 1  
**Position** : 576-588  
**Format** : N13.8

**Response****Codes**

0.00 - 489.06

0.00 - 489.06

**Variable Name** : REPWT42      Jackknife Replication Weight 42  
**Record Number** : 1  
**Position** : 589-601  
**Format** : N13.8

**Response**

0.00 - 667.15

**Codes**

0.00 - 667.15

---

**Variable Name** : REPWT43      Jackknife Replication Weight 43  
**Record Number** : 1  
**Position** : 602-614  
**Format** : N13.8

**Response**

0.00 - 606.76

**Codes**

0.00 - 606.76

---

**Variable Name** : REPWT44      Jackknife Replication Weight 44  
**Record Number** : 1  
**Position** : 615-627  
**Format** : N13.8

**Response**

0.00 - 493.74

**Codes**

0.00 - 493.74

---

**Variable Name** : REPWT45      Jackknife Replication Weight 45  
**Record Number** : 1  
**Position** : 628-640  
**Format** : N13.8

**Response**

0.00 - 622.12

**Codes**

0.00 - 622.12

---

**Variable Name** : REPWT46      Jackknife Replication Weight 46  
**Record Number** : 1  
**Position** : 641-653  
**Format** : N13.8

**Response**

0.00 - 438.71

**Codes**

0.00 - 438.71

**Variable Name** : REPWT47      Jackknife Replication Weight 47  
**Record Number** : 1  
**Position** : 654-666  
**Format** : N13.8

**Response****Codes**

0.00 - 438.44

0.00 - 438.44

---

**Variable Name** : REPWT48      Jackknife Replication Weight 48  
**Record Number** : 1  
**Position** : 667-679  
**Format** : N13.8

**Response****Codes**

0.00 - 438.44

0.00 - 438.44

---

**Variable Name** : REPWT49      Jackknife Replication Weight 49  
**Record Number** : 1  
**Position** : 680-692  
**Format** : N13.8

**Response****Codes**

0.00 - 552.23

0.00 - 552.23

---

**Variable Name** : REPWT50      Jackknife Replication Weight 50  
**Record Number** : 1  
**Position** : 693-705  
**Format** : N13.8

**Response****Codes**

0.00 - 438.44

0.00 - 438.44

---

**Variable Name** : REPWT51      Jackknife Replication Weight 51  
**Record Number** : 1  
**Position** : 706-718  
**Format** : N13.8

**Response****Codes**

0.00 - 438.44

0.00 - 438.44

**Variable Name** : REPWT52      Jackknife Replication Weight 52  
**Record Number** : 1  
**Position** : 719-731  
**Format** : N13.8

**Response****Codes**

0.00 - 438.44

0.00 - 438.44

---

**Variable Name** : REPWT53      Jackknife Replication Weight 53  
**Record Number** : 1  
**Position** : 732-744  
**Format** : N13.8

**Response****Codes**

0.00 - 438.44

0.00 - 438.44

---

**Variable Name** : REPWT54      Jackknife Replication Weight 54  
**Record Number** : 1  
**Position** : 745-757  
**Format** : N13.8

**Response****Codes**

0.00 - 438.44

0.00 - 438.44

---

**Variable Name** : REPWT55      Jackknife Replication Weight 55  
**Record Number** : 1  
**Position** : 758-770  
**Format** : N13.8

**Response****Codes**

0.00 - 497.80

0.00 - 497.80



**Variable Name** : REPWT56      Jackknife Replication Weight 56  
**Record Number** : 1  
**Position** : 771-783  
**Format** : N13.8

**Response**

0.00 - 441.31

**Codes**

0.00 - 441.31

---

**Variable Name** : REPWT57      Jackknife Replication Weight 57  
**Record Number** : 1  
**Position** : 784-796  
**Format** : N13.8

**Response**

0.00 - 438.44

**Codes**

0.00 - 438.44

---

**Variable Name** : REPWT58      Jackknife Replication Weight 58  
**Record Number** : 1  
**Position** : 797-809  
**Format** : N13.8

**Response**

0.00 - 587.41

**Codes**

0.00 - 587.41

---

**Variable Name** : REPWT59      Jackknife Replication Weight 59  
**Record Number** : 1  
**Position** : 810-822  
**Format** : N13.8

**Response**

0.00 - 438.44

**Codes**

0.00 - 438.44

---

**Variable Name** : REPWT60      Jackknife Replication Weight 60  
**Record Number** : 1  
**Position** : 823-835  
**Format** : N13.8

**Response**

0.00 - 438.44

**Codes**

0.00 - 438.44

**Variable Name** : REPWT61      Jackknife Replication Weight 61  
**Record Number** : 1  
**Position** : 836-848  
**Format** : N13.8

**Response**

0.00 - 438.44

**Codes**

0.00 - 438.44

---

**Variable Name** : REPWT62      Jackknife Replication Weight 62  
**Record Number** : 1  
**Position** : 849-861  
**Format** : N13.8

**Response**

0.00 - 438.44

**Codes**

0.00 - 438.44

---

**Variable Name** : REPGRP      Jackknife Variance Stratum  
**Record Number** : 1  
**Position** : 862-863  
**Format** : N2.0

**Response**1 - 62  
Missing**Codes**1 - 62  
99

---

**Variable Name** : DRPGRP      Jackknife Variance Unit  
**Record Number** : 1  
**Position** : 864-864  
**Format** : N1.0

**Response**1 - 3  
Missing**Codes**1 - 3  
9

**Variable Name** : NAEPSBJ NAEP Assessment Completed by Student  
**Record Number** : 1  
**Position** : 865-865  
**Format** : C1

Response	Codes
Mathematics	1
Science	2
Not Linked to NAEP	9

---

**Variable Name** : ABS09 Number Days Absent in Grade 9  
**Record Number** : 1  
**Position** : 866-868  
**Format** : N3.0

Response	Codes
0 - 112	0 - 112
Missing	999

---

**Variable Name** : ABS09C Number Days Absent in Grade 9 (Categ.)  
**Record Number** : 1  
**Position** : 869-869  
**Format** : C1

Response	Codes
0	1
1 - 4	2
5 - 9	3
>= 10	4
Missing	9

---

**Variable Name** : ABS10 Number Days Absent in Grade 10  
**Record Number** : 1  
**Position** : 870-872  
**Format** : N3.0

Response	Codes
0 - 170	0 - 170
Missing	999

**Variable Name** : ABS10C      Number Days Absent in Grade 10 (Categ.)  
**Record Number** : 1  
**Position** : 873-873  
**Format** : C1

Response	Codes
0	1
1 - 4	2
5 - 9	3
>= 10	4
Missing	9

---

**Variable Name** : ABS11      Number Days Absent in Grade 11  
**Record Number** : 1  
**Position** : 874-876  
**Format** : N3.0

Response	Codes
0 - 222	0 - 222
Missing	999

---

**Variable Name** : ABS11C      Number Days Absent in Grade 11 (Categ.)  
**Record Number** : 1  
**Position** : 877-877  
**Format** : C1

Response	Codes
0	1
1 - 4	2
5 - 9	3
>= 10	4
Missing	9

---

**Variable Name** : ABS12      Number Days Absent in Grade 12  
**Record Number** : 1  
**Position** : 878-880  
**Format** : N3.0

Response	Codes
0 - 234	0 - 234
Missing	999

**Variable Name** : ABS12C      Number Days Absent in Grade 12 (Categ.)  
**Record Number** : 1  
**Position** : 881-881  
**Format** : C1

Response	Codes
0	1
1 - 4	2
5 - 9	3
>= 10	4
Missing	9

---

**Variable Name** : ABSTOT      Total Number Days Absent  
**Record Number** : 1  
**Position** : 882-885  
**Format** : N4.0

Response	Codes
0 - 469	0 - 469
Missing	9999

---

**Variable Name** : ABSTOTC      Total Number Days Absent (Categ.)  
**Record Number** : 1  
**Position** : 886-886  
**Format** : C1

Response	Codes
0	1
1 - 16	2
17 - 37	3
>= 38	4
Missing	9

---

**Variable Name** : CLRANK      Class Rank  
**Record Number** : 1  
**Position** : 887-890  
**Format** : N4.0

Response	Codes
1 - 1204	1 - 1204
Missing	9999

**Variable Name** : CLSIZE      Class Size  
**Record Number** : 1  
**Position** : 891-894  
**Format** : N4.0

Response	Codes
2 - 4520	2 - 4520
Missing	9999

---

**Variable Name** : PCTRNC      Percentile Class Rank  
**Record Number** : 1  
**Position** : 895-897  
**Format** : N3.0

Response	Codes
1 - 100	1 - 100
Missing	999

---

**Variable Name** : PCTRNC      Percentile Class Rank (Categ.)  
**Record Number** : 1  
**Position** : 898-898  
**Format** : C1

Response	Codes
Top 10%	1
11% - 25%	2
26% - 75%	3
76% - 90%	4
Bottom 10%	5
Missing	9

---

**Variable Name** : TGPA      Overall Grade Point Average (Computed)  
**Record Number** : 1  
**Position** : 899-902  
**Format** : N4.2

Response	Codes
0.81 - 4.00	0.81 - 4.00
Missing	9.99

**Variable Name** : TGPAL Overall Grade Point Average (Computed)(Categ.)  
**Record Number** : 1  
**Position** : 903-903  
**Format** : C1

Response	Codes
0.00 - 2.49	1
2.50 - 2.99	2
3.00 - 3.74	3
3.75 - 4.00	4
Missing	9

---

**Variable Name** : GPA\_T Overall Grade Point Average (Transcript)  
**Record Number** : 1  
**Position** : 904-910  
**Format** : N7.2

Response	Codes
0.00 - 2053.00	0.00 - 2053.00
Missing	9999.99

---

**Variable Name** : TCRED Total Carnegie Credits Earned (Computed)  
**Record Number** : 1  
**Position** : 911-915  
**Format** : N5.2

Response	Codes
0.00 - 64.00	0.00 - 64.00
Missing	99.99

---

**Variable Name** : TCREDI Total Carnegie Credits Earned (Computed)(Categ.)  
**Record Number** : 1  
**Position** : 916-916  
**Format** : C1

Response	Codes
<= 24.0	1
24.1 - 26.0	2
26.1 - 28.0	3
>= 28.1	4
Missing	9

**Variable Name** : TRNCRED      Total Credits Earned (Transcript)  
**Record Number** : 1  
**Position** : 917-922  
**Format** : N6.2

**Response****Codes**

0.00 - 595.00  
Missing

0.00 - 595.00  
999.99

---

**Variable Name** : STUB0100      Carnegie Credits Earned - Mathematics  
**Record Number** : 1  
**Position** : 923-927  
**Format** : N5.2

**Response****Codes**

0.00 - 12.00  
Missing

0.00 - 12.00  
99.99

---

**Variable Name** : STUB0110      Carnegie Credits Earned - Basic Math  
**Record Number** : 1  
**Position** : 928-932  
**Format** : N5.2

**Response****Codes**

0.00 - 7.00  
Missing

0.00 - 7.00  
99.99

---

**Variable Name** : STUB0120      Carnegie Credits Earned - General Math  
**Record Number** : 1  
**Position** : 933-937  
**Format** : N5.2

**Response****Codes**

0.00 - 11.00  
Missing

0.00 - 11.00  
99.99



**Variable Name** : STUB0130 Carnegie Credits Earned - Applied Math  
**Record Number** : 1  
**Position** : 938-942  
**Format** : N5.2

**Response****Codes**

0.00 - 5.00  
Missing

0.00 - 5.00  
99.99

---

**Variable Name** : STUB0141 Carnegie Credits Earned - Pre-Algebra  
**Record Number** : 1  
**Position** : 943-947  
**Format** : N5.2

**Response****Codes**

0.00 - 4.00  
Missing

0.00 - 4.00  
99.99

---

**Variable Name** : STUB0142 Carnegie Credits Earned - Algebra 1  
**Record Number** : 1  
**Position** : 948-952  
**Format** : N5.2

**Response****Codes**

0.00 - 4.00  
Missing

0.00 - 4.00  
99.99

---

**Variable Name** : STUB0143 Carnegie Credits Earned - Algebra 2  
**Record Number** : 1  
**Position** : 953-957  
**Format** : N5.2

**Response****Codes**

0.00 - 4.50  
Missing

0.00 - 4.50  
99.99

**Variable Name** : STUB0150 Carnegie Credits Earned - Geometry  
**Record Number** : 1  
**Position** : 958-962  
**Format** : N5.2

**Response****Codes**

0.00 - 4.00  
Missing

0.00 - 4.00  
99.99

---

**Variable Name** : STUB0160 Carnegie Credits Earned - Calculus  
**Record Number** : 1  
**Position** : 963-967  
**Format** : N5.2

**Response****Codes**

0.00 - 4.00  
Missing

0.00 - 4.00  
99.99

---

**Variable Name** : STUB0161 Carnegie Credits Earned - AP/IB/Honors Calculus  
**Record Number** : 1  
**Position** : 968-972  
**Format** : N5.2

**Response****Codes**

0.00 - 4.00  
Missing

0.00 - 4.00  
99.99

---

**Variable Name** : STUB0170 Carnegie Credits Earned - Advanced Math, Other  
**Record Number** : 1  
**Position** : 973-977  
**Format** : N5.2

**Response****Codes**

0.00 - 8.00  
Missing

0.00 - 8.00  
99.99

**Variable Name** : STUB0171 Carnegie Credits Earned - Trigonometry  
**Record Number** : 1  
**Position** : 978-982  
**Format** : N5.2

**Response****Codes**

0.00 - 2.00  
Missing

0.00 - 2.00  
99.99

---

**Variable Name** : STUB0172 Carnegie Credits Earned - Analysis/Precalculus  
**Record Number** : 1  
**Position** : 983-987  
**Format** : N5.2

**Response****Codes**

0.00 - 4.00  
Missing

0.00 - 4.00  
99.99

---

**Variable Name** : STUB0173 Carnegie Credits Earned - Statistics/Probability  
**Record Number** : 1  
**Position** : 988-992  
**Format** : N5.2

**Response****Codes**

0.00 - 3.00  
Missing

0.00 - 3.00  
99.99

---

**Variable Name** : STUB0200 Carnegie Credits Earned - Science  
**Record Number** : 1  
**Position** : 993-997  
**Format** : N5.2

**Response****Codes**

0.00 - 12.50  
Missing

0.00 - 12.50  
99.99

**Variable Name** : STUB0210 Carnegie Credits Earned - Survey Science  
**Record Number** : 1  
**Position** : 998-1002  
**Format** : N5.2

**Response****Codes**

0.00 - 8.00  
Missing

0.00 - 8.00  
99.99

---

**Variable Name** : STUB0220 Carnegie Credits Earned - Biology  
**Record Number** : 1  
**Position** : 1003-1007  
**Format** : N5.2

**Response****Codes**

0.00 - 6.00  
Missing

0.00 - 6.00  
99.99

---

**Variable Name** : STUB0221 Carnegie Credits Earned - AP/IB/Honors Biology  
**Record Number** : 1  
**Position** : 1008-1012  
**Format** : N5.2

**Response****Codes**

0.00 - 5.00  
Missing

0.00 - 5.00  
99.99

---

**Variable Name** : STUB0230 Carnegie Credits Earned - Chemistry  
**Record Number** : 1  
**Position** : 1013-1017  
**Format** : N5.2

**Response****Codes**

0.00 - 7.33  
Missing

0.00 - 7.33  
99.99

**Variable Name** : STUB0231 Carnegie Credits Earned - AP/IB/Honors Chemistry  
**Record Number** : 1  
**Position** : 1018-1022  
**Format** : N5.2

**Response****Codes**

0.00 - 3.00  
Missing

0.00 - 3.00  
99.99

---

**Variable Name** : STUB0240 Carnegie Credits Earned - Physics  
**Record Number** : 1  
**Position** : 1023-1027  
**Format** : N5.2

**Response****Codes**

0.00 - 7.00  
Missing

0.00 - 7.00  
99.99

---

**Variable Name** : STUB0241 Carnegie Credits Earned - AP/IB/Honors Physics  
**Record Number** : 1  
**Position** : 1028-1032  
**Format** : N5.2

**Response****Codes**

0.00 - 6.00  
Missing

0.00 - 6.00  
99.99

---

**Variable Name** : STUB0250 Carnegie Credits Earned - Engineering  
**Record Number** : 1  
**Position** : 1033-1037  
**Format** : N5.2

**Response****Codes**

0.00 - 5.00  
Missing

0.00 - 5.00  
99.99

**Variable Name** : STUB0260 Carnegie Credits Earned - Astronomy  
**Record Number** : 1  
**Position** : 1038-1042  
**Format** : N5.2

**Response****Codes**

0.00 - 2.00  
Missing

0.00 - 2.00  
99.99

---

**Variable Name** : STUB0270 Carnegie Credits Earned - Geology/Earth Science  
**Record Number** : 1  
**Position** : 1043-1047  
**Format** : N5.2

**Response****Codes**

0.00 - 4.00  
Missing

0.00 - 4.00  
99.99

---

**Variable Name** : STUB0281 One Credit Each in Biology and Chemistry? (Flag)  
**Record Number** : 1  
**Position** : 1048-1048  
**Format** : C1

**Response****Codes**

Failed Threshold  
Met Threshold  
Missing

0  
1  
9

---

**Variable Name** : STUB0282 One Credit Each in Biology, Chemistry, and Physics? (Flag)  
**Record Number** : 1  
**Position** : 1049-1049  
**Format** : C1

**Response****Codes**

Failed Threshold  
Met Threshold  
Missing

0  
1  
9

**Variable Name** : STUB0300 Carnegie Credits Earned - English  
**Record Number** : 1  
**Position** : 1050-1054  
**Format** : N5.2

**Response****Codes**

0.00 - 22.00  
Missing

0.00 - 22.00  
99.99

---

**Variable Name** : STUB0310 Carnegie Credits Earned - Survey English  
**Record Number** : 1  
**Position** : 1055-1059  
**Format** : N5.2

**Response****Codes**

0.00 - 9.70  
Missing

0.00 - 9.70  
99.99

---

**Variable Name** : STUB0320 Carnegie Credits Earned - Literature  
**Record Number** : 1  
**Position** : 1060-1064  
**Format** : N5.2  
**Comment** :

**Response****Codes**

0.00 - 5.50  
Missing

0.00 - 5.50  
99.99

---

**Variable Name** : STUB0330 Carnegie Credits Earned - Composition  
**Record Number** : 1  
**Position** : 1065-1069  
**Format** : N5.2

**Response****Codes**

0.00 - 9.00  
Missing

0.00 - 9.00  
99.99

**Variable Name** : STUB0340 Carnegie Credits Earned - Speech  
**Record Number** : 1  
**Position** : 1070-1074  
**Format** : N5.2

**Response****Codes**

0.00 - 11.50  
Missing

0.00 - 11.50  
99.99

---

**Variable Name** : STUB0350 Carnegie Credits Earned - AP/IB/Honors English  
**Record Number** : 1  
**Position** : 1075-1079  
**Format** : N5.2

**Response****Codes**

0.00 - 4.00  
Missing

0.00 - 4.00  
99.99

---

**Variable Name** : STUB0360 Carnegie Credits Earned - Remedial/Below Grade English  
**Record Number** : 1  
**Position** : 1080-1084  
**Format** : N5.2

**Response****Codes**

0.00 - 22.00  
Missing

0.00 - 22.00  
99.99

---

**Variable Name** : STUB0400 Carnegie Credits Earned - Social Studies  
**Record Number** : 1  
**Position** : 1085-1089  
**Format** : N5.2

**Response****Codes**

0.00 - 16.00  
Missing

0.00 - 16.00  
99.99



**Variable Name** : STUB0410 Carnegie Credits Earned - American History  
**Record Number** : 1  
**Position** : 1090-1094  
**Format** : N5.2

**Response****Codes**

0.00 - 5.00  
Missing

0.00 - 5.00  
99.99

---

**Variable Name** : STUB0411 Carnegie Credits Earned - AP/IB/Honors American History  
**Record Number** : 1  
**Position** : 1095-1099  
**Format** : N5.2

**Response****Codes**

0.00 - 2.00  
Missing

0.00 - 2.00  
99.99

---

**Variable Name** : STUB0420 Carnegie Credits Earned - World History  
**Record Number** : 1  
**Position** : 1100-1104  
**Format** : N5.2

**Response****Codes**

0.00 - 5.00  
Missing

0.00 - 5.00  
99.99

---

**Variable Name** : STUB0421 Carnegie Credits Earned - AP/IB/Honors World History  
**Record Number** : 1  
**Position** : 1105-1109  
**Format** : N5.2

**Response****Codes**

0.00 - 3.00  
Missing

0.00 - 3.00  
99.99

**Variable Name** : STUB0430 Carnegie Credits Earned - American Government and Politics  
**Record Number** : 1  
**Position** : 1110-1114  
**Format** : N5.2

**Response****Codes**

0.00 - 5.00  
Missing

0.00 - 5.00  
99.99

---

**Variable Name** : STUB0440 Carnegie Credits Earned - Humanities, Other  
**Record Number** : 1  
**Position** : 1115-1119  
**Format** : N5.2

**Response****Codes**

0.00 - 14.00  
Missing

0.00 - 14.00  
99.99

---

**Variable Name** : STUB0441 Carnegie Credits Earned - Non-Western History  
**Record Number** : 1  
**Position** : 1120-1124  
**Format** : N5.2

**Response****Codes**

0.00 - 2.50  
Missing

0.00 - 2.50  
99.99

---

**Variable Name** : STUB0442 Carnegie Credits Earned - Western History/Civilization  
**Record Number** : 1  
**Position** : 1125-1129  
**Format** : N5.2

**Response****Codes**

0.00 - 5.00  
Missing

0.00 - 5.00  
99.99

**Variable Name** : STUB0443 Carnegie Credits Earned - Economics  
**Record Number** : 1  
**Position** : 1130-1134  
**Format** : N5.2

**Response****Codes**

0.00 - 3.50  
Missing

0.00 - 3.50  
99.99

---

**Variable Name** : STUB0444 Carnegie Credits Earned - Geography  
**Record Number** : 1  
**Position** : 1135-1139  
**Format** : N5.2

**Response****Codes**

0.00 - 3.00  
Missing

0.00 - 3.00  
99.99

---

**Variable Name** : STUB0445 Carnegie Credits Earned - Sociology/Psychology  
**Record Number** : 1  
**Position** : 1140-1144  
**Format** : N5.2

**Response****Codes**

0.00 - 11.00  
Missing

0.00 - 11.00  
99.99

---

**Variable Name** : STUB0446 Carnegie Credits Earned - International Politics  
**Record Number** : 1  
**Position** : 1145-1149  
**Format** : N5.2

**Response****Codes**

0.00 - 2.00  
Missing

0.00 - 2.00  
99.99

**Variable Name** : STUB0447 Carnegie Credits Earned - Remedial/Below Grade Social Studies  
**Record Number** : 1  
**Position** : 1150-1154  
**Format** : N5.2

**Response****Codes**

0.00 - 2.00  
Missing

0.00 - 2.00  
99.99

---

**Variable Name** : STUB0450 Carnegie Credits Earned - AP/IB/Honors Social Studies  
**Record Number** : 1  
**Position** : 1155-1159  
**Format** : N5.2

**Response****Codes**

0.00 - 8.00  
Missing

0.00 - 8.00  
99.99

---

**Variable Name** : STUB0500 Carnegie Credits Earned - Fine Arts  
**Record Number** : 1  
**Position** : 1160-1164  
**Format** : N5.2

**Response****Codes**

0.00 - 18.00  
Missing

0.00 - 18.00  
99.99

---

**Variable Name** : STUB0510 Carnegie Credits Earned - Fine Arts and Crafts  
**Record Number** : 1  
**Position** : 1165-1169  
**Format** : N5.2

**Response****Codes**

0.00 - 12.00  
Missing

0.00 - 12.00  
99.99

**Variable Name** : STUB0520 Carnegie Credits Earned - Music  
**Record Number** : 1  
**Position** : 1170-1174  
**Format** : N5.2

**Response****Codes**

0.00 - 16.00  
Missing

0.00 - 16.00  
99.99

---

**Variable Name** : STUB0530 Carnegie Credits Earned - Drama  
**Record Number** : 1  
**Position** : 1175-1179  
**Format** : N5.2

**Response****Codes**

0.00 - 13.00  
Missing

0.00 - 13.00  
99.99

---

**Variable Name** : STUB0540 Carnegie Credits Earned - Dance  
**Record Number** : 1  
**Position** : 1180-1184  
**Format** : N5.2

**Response****Codes**

0.00 - 12.00  
Missing

0.00 - 12.00  
99.99

---

**Variable Name** : STUB0550 Carnegie Credits Earned - Art/Music Appreciation/History  
**Record Number** : 1  
**Position** : 1185-1189  
**Format** : N5.2

**Response****Codes**

0.00 - 4.00  
Missing

0.00 - 4.00  
99.99

**Variable Name** : STUB0600 Carnegie Credits Earned - Foreign Languages  
**Record Number** : 1  
**Position** : 1190-1194  
**Format** : N5.2

**Response****Codes**

0.00 - 15.50  
Missing

0.00 - 15.50  
99.99

---

**Variable Name** : STUB0601 Carnegie Credits Earned - AP/IB/Honors Foreign Language  
**Record Number** : 1  
**Position** : 1195-1199  
**Format** : N5.2

**Response****Codes**

0.00 - 5.00  
Missing

0.00 - 5.00  
99.99

---

**Variable Name** : STUB0610 Carnegie Credits Earned - Survey Foreign Language  
**Record Number** : 1  
**Position** : 1200-1204  
**Format** : N5.2

**Response****Codes**

0.00 - 13.00  
Missing

0.00 - 13.00  
99.99

---

**Variable Name** : STUB0620 Carnegie Credits Earned - French  
**Record Number** : 1  
**Position** : 1205-1209  
**Format** : N5.2

**Response****Codes**

0.00 - 7.00  
Missing

0.00 - 7.00  
99.99

**Variable Name** : STUB0630 Carnegie Credits Earned - Spanish  
**Record Number** : 1  
**Position** : 1210-1214  
**Format** : N5.2

**Response****Codes**

0.00 - 9.00  
Missing

0.00 - 9.00  
99.99

---

**Variable Name** : STUB0640 Carnegie Credits Earned - German  
**Record Number** : 1  
**Position** : 1215-1219  
**Format** : N5.2

**Response****Codes**

0.00 - 6.00  
Missing

0.00 - 6.00  
99.99

---

**Variable Name** : STUB0650 Carnegie Credits Earned - Latin  
**Record Number** : 1  
**Position** : 1220-1224  
**Format** : N5.2

**Response****Codes**

0.00 - 5.00  
Missing

0.00 - 5.00  
99.99

---

**Variable Name** : STUB0660 Carnegie Credits Earned - Japanese  
**Record Number** : 1  
**Position** : 1225-1229  
**Format** : N5.2

**Response****Codes**

0.00 - 6.00  
Missing

0.00 - 6.00  
99.99

**Variable Name** : STUB0670 Carnegie Credits Earned - Mandarin/Cantonese  
**Record Number** : 1  
**Position** : 1230-1234  
**Format** : N5.2

**Response****Codes**

0.00 - 8.00  
Missing

0.00 - 8.00  
99.99

---

**Variable Name** : STUB0680 Carnegie Credits Earned - Russian  
**Record Number** : 1  
**Position** : 1235-1239  
**Format** : N5.2

**Response****Codes**

0.00 - 4.00  
Missing

0.00 - 4.00  
99.99

---

**Variable Name** : STUB0690 Carnegie Credits Earned - Foreign Language, Other  
**Record Number** : 1  
**Position** : 1240-1244  
**Format** : N5.2

**Response****Codes**

0.00 - 10.00  
Missing

0.00 - 10.00  
99.99

---

**Variable Name** : STUB0700 Carnegie Credits Earned - Computer-Related Studies  
**Record Number** : 1  
**Position** : 1245-1249  
**Format** : N5.2

**Response****Codes**

0.00 - 14.00  
Missing

0.00 - 14.00  
99.99



**Variable Name** : STUB0710 Carnegie Credits Earned - Clerical and Data Entry  
**Record Number** : 1  
**Position** : 1250-1254  
**Format** : N5.2

**Response****Codes**

0.00 - 12.00  
Missing

0.00 - 12.00  
99.99

---

**Variable Name** : STUB0720 Carnegie Credits Earned - Computer Applications  
**Record Number** : 1  
**Position** : 1255-1259  
**Format** : N5.2

**Response****Codes**

0.00 - 11.50  
Missing

0.00 - 11.50  
99.99

---

**Variable Name** : STUB0730 Carnegie Credits Earned - Computer Science  
**Record Number** : 1  
**Position** : 1260-1264  
**Format** : N5.2

**Response****Codes**

0.00 - 14.00  
Missing

0.00 - 14.00  
99.99

---

**Variable Name** : STUB0740 Carnegie Credits Earned - Comp. and Network Hardware and Maint.  
**Record Number** : 1  
**Position** : 1265-1269  
**Format** : N5.2

**Response****Codes**

0.00 - 8.00  
Missing

0.00 - 8.00  
99.99

**Variable Name** : STUB0800 Carnegie Credits Earned - Consumer and Homemaking Education  
**Record Number** : 1  
**Position** : 1270-1274  
**Format** : N5.2

**Response****Codes**

0.00 - 12.00  
Missing

0.00 - 12.00  
99.99

---

**Variable Name** : STUB0900 Carnegie Credits Earned - General Labor Market Preparation  
**Record Number** : 1  
**Position** : 1275-1279  
**Format** : N5.2

**Response****Codes**

0.00 - 29.00  
Missing

0.00 - 29.00  
99.99

---

**Variable Name** : STUB0910 Carnegie Credits Earned - Typewriting 1  
**Record Number** : 1  
**Position** : 1280-1284  
**Format** : N5.2

**Response****Codes**

0.00 - 1.00  
Missing

0.00 - 1.00  
99.99

---

**Variable Name** : STUB0920 Carnegie Credits Earned - Introductory Industrial  
**Record Number** : 1  
**Position** : 1285-1289  
**Format** : N5.2

**Response****Codes**

0.00 - 7.00  
Missing

0.00 - 7.00  
99.99

**Variable Name** : STUB0930 Carnegie Credits Earned - Work Experience/Career Exploration  
**Record Number** : 1  
**Position** : 1290-1294  
**Format** : N5.2

**Response****Codes**

0.00 - 29.00  
Missing

0.00 - 29.00  
99.99

---

**Variable Name** : STUB0940 Carnegie Credits Earned - General Labor Market Skills  
**Record Number** : 1  
**Position** : 1295-1299  
**Format** : N5.2

**Response****Codes**

0.00 - 4.00  
Missing

0.00 - 4.00  
99.99

---

**Variable Name** : STUB1000 Carnegie Credits Earned - Specific Labor Market Preparation  
**Record Number** : 1  
**Position** : 1300-1304  
**Format** : N5.2

**Response****Codes**

0.00 - 25.00  
Missing

0.00 - 25.00  
99.99

---

**Variable Name** : STUB1010 Carnegie Credits Earned - Agriculture/Renewable Resources  
**Record Number** : 1  
**Position** : 1305-1309  
**Format** : N5.2

**Response****Codes**

0.00 - 13.00  
Missing

0.00 - 13.00  
99.99

**Variable Name** : STUB1020 Carnegie Credits Earned - Business  
**Record Number** : 1  
**Position** : 1310-1314  
**Format** : N5.2

**Response****Codes**

0.00 - 12.00  
Missing

0.00 - 12.00  
99.99

---

**Variable Name** : STUB1030 Carnegie Credits Earned - Marketing and Distribution  
**Record Number** : 1  
**Position** : 1315-1319  
**Format** : N5.2

**Response****Codes**

0.00 - 8.00  
Missing

0.00 - 8.00  
99.99

---

**Variable Name** : STUB1040 Carnegie Credits Earned - Health  
**Record Number** : 1  
**Position** : 1320-1324  
**Format** : N5.2

**Response****Codes**

0.00 - 12.75  
Missing

0.00 - 12.75  
99.99

---

**Variable Name** : STUB1050 Carnegie Credits Earned - Occupational Home Economics  
**Record Number** : 1  
**Position** : 1325-1329  
**Format** : N5.2

**Response****Codes**

0.00 - 12.00  
Missing

0.00 - 12.00  
99.99

**Variable Name** : STUB1060 Carnegie Credits Earned - Trade and Industry  
**Record Number** : 1  
**Position** : 1330-1334  
**Format** : N5.2

**Response**

0.00 - 15.50  
Missing

**Codes**

0.00 - 15.50  
99.99

---

**Variable Name** : STUB1070 Carnegie Credits Earned - Technical and Communications  
**Record Number** : 1  
**Position** : 1335-1339  
**Format** : N5.2

**Response**

0.00 - 14.00  
Missing

**Codes**

0.00 - 14.00  
99.99

---

**Variable Name** : STUB1080 Carnegie Credits Earned - Unidentfd. Specific Labor Market Prep.  
**Record Number** : 1  
**Position** : 1340-1344  
**Format** : N5.2

**Response**

0.00 - 24.50  
Missing

**Codes**

0.00 - 24.50  
99.99

---

**Variable Name** : STUB1100 Carnegie Credits Earned - General Skills  
**Record Number** : 1  
**Position** : 1345-1349  
**Format** : N5.2

**Response**

0.00 - 38.00  
Missing

**Codes**

0.00 - 38.00  
99.99

**Variable Name** : STUB1200 Carnegie Credits Earned - Personal Health and Physical Education  
**Record Number** : 1  
**Position** : 1350-1354  
**Format** : N5.2

**Response****Codes**

0.00 - 32.00  
Missing

0.00 - 32.00  
99.99

---

**Variable Name** : STUB1210 Carnegie Credits Earned - Physical Education  
**Record Number** : 1  
**Position** : 1355-1359  
**Format** : N5.2

**Response****Codes**

0.00 - 12.00  
Missing

0.00 - 12.00  
99.99

---

**Variable Name** : STUB1220 Carnegie Credits Earned - Personal Health  
**Record Number** : 1  
**Position** : 1360-1364  
**Format** : N5.2

**Response****Codes**

0.00 - 7.50  
Missing

0.00 - 7.50  
99.99

---

**Variable Name** : STUB1230 3 Credits in Phys. Ed. and 1/2 Credit in Personal Health? (Flag)  
**Record Number** : 1  
**Position** : 1365-1365  
**Format** : C1

**Response****Codes**

Failed Threshold  
Met Threshold  
Missing

0  
1  
9

**Variable Name** : STUB1240 Carnegie Credits Earned - Driver Education  
**Record Number** : 1  
**Position** : 1366-1370  
**Format** : N5.2

**Response****Codes**

0.00 - 2.50  
Missing

0.00 - 2.50  
99.99

---

**Variable Name** : STUB1250 Carnegie Credits Earned - Personal Growth/Interpersonal Rltnshp.  
**Record Number** : 1  
**Position** : 1371-1375  
**Format** : N5.2

**Response****Codes**

0.00 - 5.50  
Missing

0.00 - 5.50  
99.99

---

**Variable Name** : STUB1300 Carnegie Credits Earned - Religion  
**Record Number** : 1  
**Position** : 1376-1380  
**Format** : N5.2

**Response****Codes**

0.00 - 8.00  
Missing

0.00 - 8.00  
99.99

---

**Variable Name** : STUB1400 Carnegie Credits Earned - Military Science  
**Record Number** : 1  
**Position** : 1381-1385  
**Format** : N5.2

**Response****Codes**

0.00 - 10.50  
Missing

0.00 - 10.50  
99.99

**Variable Name** : STUB1500 Carnegie Credits Earned - Special Education  
**Record Number** : 1  
**Position** : 1386-1390  
**Format** : N5.2

**Response****Codes**

0.00 - 60.50  
Missing

0.00 - 60.50  
99.99

---

**Variable Name** : STUB1600 Carnegie Credits Earned - Undefined Subject  
**Record Number** : 1  
**Position** : 1391-1395  
**Format** : N5.2

**Response****Codes**

0.00 - 23.00  
Missing

0.00 - 23.00  
99.99

---

**Variable Name** : STUB2001 4ENG+3SS+3SCI+3MATH+1/2COMP+2FL? (Flag)  
**Record Number** : 1  
**Position** : 1396-1396  
**Format** : C1

**Response****Codes**

Failed Threshold  
Met Threshold  
Missing

0  
1  
9

---

**Variable Name** : STUB2002 4ENG+3SS+3SCI+3MATH+1/2COMP? (Flag)  
**Record Number** : 1  
**Position** : 1397-1397  
**Format** : C1

**Response****Codes**

Failed Threshold  
Met Threshold  
Missing

0  
1  
9



**Variable Name** : STUB2003 4ENG+3SS+3SCI+3MATH+2FL? (Flag)  
**Record Number** : 1  
**Position** : 1398-1398  
**Format** : C1

Response	Codes
Failed Threshold	0
Met Threshold	1
Missing	9

---

**Variable Name** : STUB2004 4ENG+3SS+3SCI+3MATH? (Flag)  
**Record Number** : 1  
**Position** : 1399-1399  
**Format** : C1

Response	Codes
Failed Threshold	0
Met Threshold	1
Missing	9

---

**Variable Name** : STUB2005 4ENG+3SS+2SCI+2MATH? (Flag)  
**Record Number** : 1  
**Position** : 1400-1400  
**Format** : C1

Response	Codes
Failed Threshold	0
Met Threshold	1
Missing	9

---

**Variable Name** : IBCRD Carnegie Credits Earned - IB courses  
**Record Number** : 1  
**Position** : 1401-1405  
**Format** : N5.2

Response	Codes
0.00 - 17.00	0.00 - 17.00
Missing	99.99

**Variable Name** : IBCRDI Carnegie Credits Earned - IB courses (Categ.)  
**Record Number** : 1  
**Position** : 1406-1406  
**Format** : C1

Response	Codes
No	0
Yes	1
Missing	9

---

**Variable Name** : IBGPA Grade Point Average - IB courses  
**Record Number** : 1  
**Position** : 1407-1410  
**Format** : N4.2

Response	Codes
1.00 - 4.00	1.00 - 4.00
Missing	99.99

---

**Variable Name** : IBGPAI Grade Point Average - IB courses (Categ.)  
**Record Number** : 1  
**Position** : 1411-1411  
**Format** : C1

Response	Codes
0.00 - 2.49	1
2.50 - 2.99	2
3.00 - 3.74	3
3.75 - 4.00	4
Missing	9

---

**Variable Name** : PIBCRD Carnegie Credits Earned - Pre-IB courses  
**Record Number** : 1  
**Position** : 1412-1416  
**Format** : N5.2

Response	Codes
0.00 - 13.50	0.00 - 13.50
Missing	99.99

**Variable Name** : PIBCRDI Carnegie Credits Earned - Pre-IB courses (Categ.)  
**Record Number** : 1  
**Position** : 1417-1417  
**Format** : C1

Response	Codes
No	0
Yes	1
Missing	9

---

**Variable Name** : PIBGPA Grade Point Average - Pre-IB courses  
**Record Number** : 1  
**Position** : 1418-1421  
**Format** : N4.2

Response	Codes
1.00 - 4.00	1.00 - 4.00
Missing	9.99

---

**Variable Name** : PIBGPAI Grade Point Average - Pre-IB courses (Categ.)  
**Record Number** : 1  
**Position** : 1422-1422  
**Format** : C1

Response	Codes
0.00 - 2.49	1
2.50 - 2.99	2
3.00 - 3.74	3
3.75 - 4.00	4
Missing	9

---

**Variable Name** : APCRD Carnegie Credits Earned - AP courses  
**Record Number** : 1  
**Position** : 1423-1427  
**Format** : N5.2

Response	Codes
0.00 - 17.00	0.00 - 17.00
Missing	99.99

**Variable Name** : APCRDI Carnegie Credits Earned - AP courses (Categ.)  
**Record Number** : 1  
**Position** : 1428-1428  
**Format** : C1

Response	Codes
No	0
Yes	1
Missing	9

---

**Variable Name** : APGPA Grade Point Average - AP courses  
**Record Number** : 1  
**Position** : 1429-1432  
**Format** : N4.2

Response	Codes
0.00 - 4.00	0.00 - 4.00
Missing	9.99

---

**Variable Name** : APGPAI Grade Point Average - AP courses (Categ.)  
**Record Number** : 1  
**Position** : 1433-1433  
**Format** : C1

Response	Codes
0.00 - 2.49	1
2.50 - 2.99	2
3.00 - 3.74	3
3.75 - 4.00	4
Missing	9

---

**Variable Name** : PAPCRD Carnegie Credits Earned - Pre-AP courses  
**Record Number** : 1  
**Position** : 1434-1438  
**Format** : N5.2

Response	Codes
0.00 - 16.00	0.00 - 16.00
Missing	99.99

**Variable Name** : PAPCRDI Carnegie Credits Earned - Pre-AP courses (Categ.)  
**Record Number** : 1  
**Position** : 1439-1439  
**Format** : C1

Response	Codes
No	0
Yes	1
Missing	9

---

**Variable Name** : PAPGPA Grade Point Average - Pre-AP courses  
**Record Number** : 1  
**Position** : 1440-1443  
**Format** : N4.2

Response	Codes
0.00 - 4.00	0.00 - 4.00
Missing	9.99

---

**Variable Name** : PAPGPAI Grade Point Average - Pre-AP courses (Categ.)  
**Record Number** : 1  
**Position** : 1444-1444  
**Format** : C1

Response	Codes
0.00 - 2.49	1
2.50 - 2.99	2
3.00 - 3.74	3
3.75 - 4.00	4
Missing	9

---

**Variable Name** : HONCRD Carnegie Credits Earned - Honors courses  
**Record Number** : 1  
**Position** : 1445-1449  
**Format** : N5.2

Response	Codes
0.00 - 26.00	0.00 - 26.00
Missing	99.99

**Variable Name** : HONCRDI Carnegie Credits Earned - Honors courses (Categ.)  
**Record Number** : 1  
**Position** : 1450-1450  
**Format** : C1

Response	Codes
No	0
Yes	1
Missing	9

---

**Variable Name** : HONGPA Grade Point Average - Honors courses  
**Record Number** : 1  
**Position** : 1451-1454  
**Format** : N4.2

Response	Codes
0.00 - 4.00	0.00 - 4.00
Missing	9.99

---

**Variable Name** : HONGPAI Grade Point Average - Honors courses (Categ.)  
**Record Number** : 1  
**Position** : 1455-1455  
**Format** : C1

Response	Codes
0.00 - 2.49	1
2.50 - 2.99	2
3.00 - 3.74	3
3.75 - 4.00	4
Missing	9

---

**Variable Name** : ADVCRD Carnegie Credits Earned - Advanced courses  
**Record Number** : 1  
**Position** : 1456-1460  
**Format** : N5.2

Response	Codes
0.00 - 34.50	0.00 - 34.50
Missing	99.99

**Variable Name** : ADVCRDI Carnegie Credits Earned - Advanced courses (Categ.)  
**Record Number** : 1  
**Position** : 1461-1461  
**Format** : C1

Response	Codes
No	0
Yes	1
Missing	9

---

**Variable Name** : ADVGPA Grade Point Average - Advanced courses  
**Record Number** : 1  
**Position** : 1462-1465  
**Format** : N4.2

Response	Codes
0.00 - 4.00	0.00 - 4.00
Missing	9.99

---

**Variable Name** : ADVGPAI Grade Point Average - Advanced courses (Categ.)  
**Record Number** : 1  
**Position** : 1466-1466  
**Format** : C1

Response	Codes
0.00 - 2.49	1
2.50 - 2.99	2
3.00 - 3.74	3
3.75 - 4.00	4
Missing	9

---

**Variable Name** : S01CRDI Carnegie Credits Earned - Mathematics (Categ.)  
**Record Number** : 1  
**Position** : 1467-1467

**Comment** :

Response	Codes
<= 3.0	1
3.1 - 3.5	2
3.6 - 4.0	3
>= 4.1	4
Missing	9

**Variable Name** : S01GPA Grade Point Average - Mathematics  
**Record Number** : 1  
**Position** : 1468-1471  
**Format** : N4.2

**Response****Codes**

0.00 - 4.00	0.00 - 4.00
Missing	9.99

---

**Variable Name** : S01GPAI Grade Point Average - Mathematics (Categ.)  
**Record Number** : 1  
**Position** : 1472-1472  
**Format** : C1

**Response****Codes**

0.00 - 2.49	1
2.50 - 2.99	2
3.00 - 3.74	3
3.75 - 4.00	4
Missing	9

---

**Variable Name** : S02CRDI Carnegie Credits Earned - Science (Categ.)  
**Record Number** : 1  
**Position** : 1473-1473  
**Format** : C1

**Response****Codes**

<= 2.5	1
2.6 - 3.0	2
3.1 - 4.0	3
>= 4.1	4
Missing	9

---

**Variable Name** : S02GPA Grade Point Average - Science  
**Record Number** : 1  
**Position** : 1474-1477  
**Format** : N4.2

**Response****Codes**

0.00 - 4.00	0.00 - 4.00
Missing	9.99



**Variable Name** : S02GPAI Grade Point Average - Science (Categ.)  
**Record Number** : 1  
**Position** : 1478-1478  
**Format** : C1

Response	Codes
0.00 - 2.49	1
2.50 - 2.99	2
3.00 - 3.74	3
3.75 - 4.00	4
Missing	9

---

**Variable Name** : S03CRDI Carnegie Credits Earned - English (Categ.)  
**Record Number** : 1  
**Position** : 1479-1479  
**Format** : C1

Response	Codes
<= 4.0	1
4.1 - 4.5	2
>= 4.6	3
Missing	9

---

**Variable Name** : S03GPA Grade Point Average - English  
**Record Number** : 1  
**Position** : 1480-1483  
**Format** : N4.2

Response	Codes
0.00 - 4.00	0.00 - 4.00
Missing	9.99

---

**Variable Name** : S03GPAI Grade Point Average - English (Categ.)  
**Record Number** : 1  
**Position** : 1484-1484  
**Format** : C1

Response	Codes
0.00 - 2.49	1
2.50 - 2.99	2
3.00 - 3.74	3
3.75 - 4.00	4
Missing	9

**Variable Name** : S04CRDI Carnegie Credits Earned - Social Studies (Categ.)  
**Record Number** : 1  
**Position** : 1485-1485  
**Format** : C1

Response	Codes
<= 3.0	1
3.1 - 4.0	2
4.1 - 4.5	3
>= 4.6	4
Missing	9

---

**Variable Name** : S04GPA Grade Point Average - Social Studies  
**Record Number** : 1  
**Position** : 1486-1489  
**Format** : N4.2

Response	Codes
0.67 - 4.00	0.67 - 4.00
Missing	9.99

---

**Variable Name** : S04GPAI Grade Point Average - Social Studies (Categ.)  
**Record Number** : 1  
**Position** : 1490-1490  
**Format** : C1

Response	Codes
0.00 - 2.49	1
2.50 - 2.99	2
3.00 - 3.74	3
3.75 - 4.00	4
Missing	9

---

**Variable Name** : S05CRDI Carnegie Credits Earned - Fine Arts (Categ.)  
**Record Number** : 1  
**Position** : 1491-1491  
**Format** : C1

Response	Codes
<= 0.5	1
0.6 - 1.5	2
1.6 - 3.0	3
>= 3.1	4
Missing	9

**Variable Name** : S05GPA Grade Point Average - Fine Arts  
**Record Number** : 1  
**Position** : 1492-1495  
**Format** : N4.2

**Response****Codes**

0.00 - 4.00  
Missing

0.00 - 4.00  
9.99

---

**Variable Name** : S05GPAI Grade Point Average - Fine Arts (Categ.)  
**Record Number** : 1  
**Position** : 1496-1496  
**Format** : C1

**Response****Codes**

0.00 - 2.49  
2.50 - 2.99  
3.00 - 3.74  
3.75 - 4.00  
Missing

1  
2  
3  
4  
9

---

**Variable Name** : S06CRDI Carnegie Credits Earned - Foreign Language (Categ.)  
**Record Number** : 1  
**Position** : 1497-1497  
**Format** : C1

**Response****Codes**

<= 1.0  
1.1 - 2.0  
2.1 - 3.0  
>= 3.1  
Missing

1  
2  
3  
4  
9

---

**Variable Name** : S06GPA Grade Point Average - Foreign Language  
**Record Number** : 1  
**Position** : 1498-1501  
**Format** : N4.2

**Response****Codes**

0.00 - 4.00  
Missing

0.00 - 4.00  
9.99

**Variable Name** : S06GPAI Grade Point Average - Foreign Language (Categ.)  
**Record Number** : 1  
**Position** : 1502-1502  
**Format** : C1

Response	Codes
0.00 - 2.49	1
2.50 - 2.99	2
3.00 - 3.74	3
3.75 - 4.00	4
Missing	9

---

**Variable Name** : S07CRDI Carnegie Credits Earned - Computer-Related Studies (Categ.)  
**Record Number** : 1  
**Position** : 1503-1503  
**Format** : C1

Response	Codes
0	1
0.1 - 0.5	2
0.6 - 1.0	3
>= 1.1	4
Missing	9

---

**Variable Name** : S07GPA Grade Point Average - Computer-Related Studies  
**Record Number** : 1  
**Position** : 1504-1507  
**Format** : N4.2

Response	Codes
0.00 - 4.00	0.00 - 4.00
Missing	9.99

---

**Variable Name** : S07GPAI Grade Point Average - Computer-Related Studies (Categ.)  
**Record Number** : 1  
**Position** : 1508-1508  
**Format** : C1

Response	Codes
0.00 - 2.49	1
2.50 - 2.99	2
3.00 - 3.74	3
3.75 - 4.00	4
Missing	9

**Variable Name** : S08CRDI Carnegie Credits Earned - Consumer and Homemaking Educ. (Categ.)  
**Record Number** : 1  
**Position** : 1509-1509  
**Format** : C1

**Response****Codes**

0	1
0.01 - 0.75	2
>= 0.76	3
Missing	9

---

**Variable Name** : S08GPA Grade Point Average - Consumer and Homemaking Education  
**Record Number** : 1  
**Position** : 1510-1513  
**Format** : N4.2

**Response****Codes**

0.00 - 4.00	0.00 - 4.00
Missing	9.99

---

**Variable Name** : S08GPAI Grade Point Average - Consumer and Homemaking Education (Categ.)  
**Record Number** : 1  
**Position** : 1514-1514  
**Format** : C1

**Response****Codes**

0.00 - 2.49	1
2.50 - 2.99	2
3.00 - 3.74	3
3.75 - 4.00	4
Missing	9

**Variable Name** : S09CRDI Carnegie Credits Earned - General Labor Market Prep. (Categ.)  
**Record Number** : 1  
**Position** : 1515-1515  
**Format** : C1

Response	Codes
0	1
0.1 - 0.5	2
0.6 - 1.0	3
1.1 - 2.0	4
2.1 - 3.0	5
>= 3.1	6
Missing	9

---

**Variable Name** : S09GPA Grade Point Average - General Labor Market Preparation  
**Record Number** : 1  
**Position** : 1516-1519  
**Format** : N4.2

Response	Codes
0.00 - 4.00	0.00 - 4.00
Missing	9.99

---

**Variable Name** : S09GPAI Grade Point Average - General Labor Market Preparation (Categ.)  
**Record Number** : 1  
**Position** : 1520-1520  
**Format** : C1

Response	Codes
0.00 - 2.49	1
2.50 - 2.99	2
3.00 - 3.74	3
3.75 - 4.00	4
Missing	9

**Variable Name** : S10CRDI Carnegie Credits Earned - Specific Labor Market Prep. (Categ.)  
**Record Number** : 1  
**Position** : 1521-1521  
**Format** : C1

Response	Codes
<= 1.0	1
1.1 - 2.0	2
2.1 - 4.0	3
>= 4.1	4
Missing	9

---

**Variable Name** : S10GPA Grade Point Average - Specific Labor Market Preparation  
**Record Number** : 1  
**Position** : 1522-1525  
**Format** : N4.2

Response	Codes
0.00 - 4.00	0.00 - 4.00
Missing	9.99

---

**Variable Name** : S10GPAI Grade Point Average - Specific Labor Market Preparation (Categ.)  
**Record Number** : 1  
**Position** : 1526-1526  
**Format** : C1

Response	Codes
0.00 - 2.49	1
2.50 - 2.99	2
3.00 - 3.74	3
3.75 - 4.00	4
Missing	9

---

**Variable Name** : S11CRDI Carnegie Credits Earned - General Skills (Categ.)  
**Record Number** : 1  
**Position** : 1527-1527  
**Format** : C1

Response	Codes
0	1
0.1 - 1.0	2
>= 1.1	3
Missing	9

**Variable Name** : S11GPA Grade Point Average - General Skills  
**Record Number** : 1  
**Position** : 1528-1531  
**Format** : N4.2

Response	Codes
0.00 - 4.00	0.00 - 4.00
Missing	9.99

---

**Variable Name** : S11GPAI Grade Point Average - General Skills (Categ.)  
**Record Number** : 1  
**Position** : 1532-1532  
**Format** : C1

Response	Codes
0.00 - 2.49	1
2.50 - 2.99	2
3.00 - 3.74	3
3.75 - 4.00	4
Missing	9

---

**Variable Name** : S12CRDI Carnegie Credits Earned - Pers. Health and Phys. Educ. (Categ.)  
**Record Number** : 1  
**Position** : 1533-1533  
**Format** : C1

Response	Codes
<= 1.5	1
1.6 - 3.0	2
>= 3.1	3
Missing	9

---

**Variable Name** : S12GPA Grade Point Average - Personal Health and Physical Education  
**Record Number** : 1  
**Position** : 1534-1537  
**Format** : N4.2

Response	Codes
0.00 - 4.00	0.00 - 4.00
Missing	9.99



**Variable Name** : S12GPAI Grade Point Average - Pers. Health and Phys. Educ. (Categ.)  
**Record Number** : 1  
**Position** : 1538-1538  
**Format** : C1

Response	Codes
0.00 - 2.49	1
2.50 - 2.99	2
3.00 - 3.74	3
3.75 - 4.00	4
Missing	9

---

**Variable Name** : S13CRDI Carnegie Credits Earned - Religion (Categ.)  
**Record Number** : 1  
**Position** : 1539-1539  
**Format** : C1

Response	Codes
0	1
> 0	2
Missing	9

---

**Variable Name** : S13GPA Grade Point Average - Religion  
**Record Number** : 1  
**Position** : 1540-1543  
**Format** : N4.2

Response	Codes
1.00 - 4.00	0.00 - 4.00
Missing	9.99

---

**Variable Name** : S13GPAI Grade Point Average - Religion (Categ.)  
**Record Number** : 1  
**Position** : 1544-1544  
**Format** : C1

Response	Codes
0.00 - 2.49	1
2.50 - 2.99	2
3.00 - 3.74	3
3.75 - 4.00	4
Missing	9

**Variable Name** : S14CRDI Carnegie Credits Earned - Military Science (Categ.)  
**Record Number** : 1  
**Position** : 1545-1545  
**Format** : C1

Response	Codes
0	1
> 0	2
Missing	9

---

**Variable Name** : S14GPA Grade Point Average - Military Science  
**Record Number** : 1  
**Position** : 1546-1549  
**Format** : N4.2

Response	Codes
0.00 - 4.00	0.00 - 4.00
Missing	9.99

---

**Variable Name** : S14GPAI Grade Point Average - Military Science (Categ.)  
**Record Number** : 1  
**Position** : 1550-1550  
**Format** : C1

Response	Codes
0.00 - 2.49	1
2.50 - 2.99	2
3.00 - 3.74	3
3.75 - 4.00	4
Missing	9

---

**Variable Name** : S15CRDI Carnegie Credits Earned - Special Education (Categ.)  
**Record Number** : 1  
**Position** : 1551-1551  
**Format** : C1

Response	Codes
0	1
> 0	2
Missing	9

**Variable Name** : S15GPA Grade Point Average - Special Education  
**Record Number** : 1  
**Position** : 1552-1555  
**Format** : N4.2

**Response****Codes**

0.00 - 4.00	0.00 - 4.00
Missing	9.99

---

**Variable Name** : S15GPAI Grade Point Average - Special Education (Categ.)  
**Record Number** : 1  
**Position** : 1556-1556  
**Format** : C1

**Response****Codes**

0.00 - 2.49	1
2.50 - 2.99	2
3.00 - 3.74	3
3.75 - 4.00	4
Missing	9

---

**Variable Name** : S16CRDI Carnegie Credits Earned - Undefined Subject (Categ.)  
**Record Number** : 1  
**Position** : 1557-1557  
**Format** : C1

**Response****Codes**

0	1
> 0	2
Missing	9

---

**Variable Name** : S16GPA Grade Point Average - Undefined Subject  
**Record Number** : 1  
**Position** : 1558-1561  
**Format** : N4.2

**Response****Codes**

0.00 - 4.00	0.00 - 4.00
Missing	9.99

**Variable Name** : S16GPAI Grade Point Average - Undefined Subject (Categ.)  
**Record Number** : 1  
**Position** : 1562-1562  
**Format** : C1

Response	Codes
0.00 - 2.49	1
2.50 - 2.99	2
3.00 - 3.74	3
3.75 - 4.00	4
Missing	9

---

**Variable Name** : MSCRED Carnegie Credits Earned - Combined Mathematics and Science  
**Record Number** : 1  
**Position** : 1563-1567  
**Format** : N5.2

Response	Codes
0.00 - 19.67	0.00 - 19.67
Missing	99.99

---

**Variable Name** : MSCREDI Carnegie Credits Earned - Comb. Mathematics and Science (Categ.)  
**Record Number** : 1  
**Position** : 1568-1568  
**Format** : C1

Response	Codes
<= 5.5	1
5.6 - 6.5	2
6.6 - 8.0	3
>= 8.1	4
Missing	9

---

**Variable Name** : MSGPA Grade Point Average - Combined Mathematics and Science  
**Record Number** : 1  
**Position** : 1569-1572  
**Format** : N4.2

Response	Codes
0.44 - 4.00	0.44 - 4.00
Missing	9.99

**Variable Name** : MSGPAI Grade Point Average - Combined Mathematics and Science (Categ.)  
**Record Number** : 1  
**Position** : 1573-1573  
**Format** : C1

Response	Codes
0.00 - 2.49	1
2.50 - 2.99	2
3.00 - 3.74	3
3.75 - 4.00	4
Missing	9

---

**Variable Name** : CORCRD Carnegie Credits Earned - Core courses  
**Record Number** : 1  
**Position** : 1574-1578  
**Format** : N5.2

Response	Codes
0.00 - 49.67	0.00 - 49.67
Missing	99.99

---

**Variable Name** : CORCRDI Carnegie Credits Earned - Core courses (Categ.)  
**Record Number** : 1  
**Position** : 1579-1579  
**Format** : C1

Response	Codes
<= 13.5	1
13.6 - 15.0	2
15.1 - 16.5	3
>= 16.6	4
Missing	9

---

**Variable Name** : CORGPA Grade Point Average - Core courses  
**Record Number** : 1  
**Position** : 1580-1583  
**Format** : N4.2

Response	Codes
0.70 - 4.00	0.70 - 4.00
Missing	9.99

**Variable Name** : CORGPAI      Grade Point Average - Core courses (Categ.)  
**Record Number** : 1  
**Position** : 1584-1584  
**Format** : C1

Response	Codes
0.00 - 2.49	1
2.50 - 2.99	2
3.00 - 3.74	3
3.75 - 4.00	4
Missing	9

---

**Variable Name** : NONCRD      Carnegie Credits Earned - Non-core courses  
**Record Number** : 1  
**Position** : 1585-1589  
**Format** : N5.2

Response	Codes
0.00 - 64.00	0.00 - 64.00
Missing	99.99

---

**Variable Name** : NONCRDI      Carnegie Credits Earned - Non-core courses (Categ.)  
**Record Number** : 1  
**Position** : 1590-1590  
**Format** : C1

Response	Codes
<= 9.0	1
9.1 - 11.0	2
11.1 - 13.0	3
>= 13.1	4
Missing	9

---

**Variable Name** : NONGPA      Grade Point Average - Non-core courses  
**Record Number** : 1  
**Position** : 1591-1594  
**Format** : N4.2

Response	Codes
0.58 - 4.00	0.58 - 4.00
Missing	9.99

**Variable Name** : NONGPAI Grade Point Average - Non-core courses (Categ.)  
**Record Number** : 1  
**Position** : 1595-1595  
**Format** : C1

Response	Codes
0.00 - 2.49	1
2.50 - 2.99	2
3.00 - 3.74	3
3.75 - 4.00	4
Missing	9

---

**Variable Name** : OCPCRD Carnegie Credits Earned - Other academic courses  
**Record Number** : 1  
**Position** : 1596-1600  
**Format** : N5.2

Response	Codes
0.00 - 21.00	0.00 - 21.00
Missing	99.99

---

**Variable Name** : OCPCRD1 Carnegie Credits Earned - Other academic courses (Categ.)  
**Record Number** : 1  
**Position** : 1601-1601  
**Format** : C1

Response	Codes
<= 3.0	1
3.1 - 4.5	2
4.6 - 6.0	3
>= 6.1	4
Missing	9

---

**Variable Name** : OCPGPA Grade Point Average - Other academic courses  
**Record Number** : 1  
**Position** : 1602-1605  
**Format** : N4.2

Response	Codes
0.00 - 4.00	0.00 - 4.00
Missing	9.99

**Variable Name** : OCPGPAI Grade Point Average - Other academic courses (Categ.)  
**Record Number** : 1  
**Position** : 1606-1606  
**Format** : C1

Response	Codes
0.00 - 2.49	1
2.50 - 2.99	2
3.00 - 3.74	3
3.75 - 4.00	4
Missing	9

---

**Variable Name** : OTHCRD Carnegie Credits Earned - Other (non-academic) courses  
**Record Number** : 1  
**Position** : 1607-1611  
**Format** : N5.2

Response	Codes
0.00 - 64.00	0.00 - 64.00
Missing	99.99

---

**Variable Name** : OTHCRDI Carnegie Credits Earned - Other (non-academic) courses (Categ.)  
**Record Number** : 1  
**Position** : 1612-1612  
**Format** : C1

Response	Codes
<= 5.0	1
5.1 - 6.0	2
6.1 - 7.0	3
>= 7.1	4
Missing	9

---

**Variable Name** : OTHGPA Grade Point Average - Other (non-academic) courses  
**Record Number** : 1  
**Position** : 1613-1616  
**Format** : N4.2

Response	Codes
0.31 - 4.00	0.31 - 4.00
Missing	9.99



**Variable Name** : OTHGPAI Grade Point Average - Other (non-academic) courses (Categ.)  
**Record Number** : 1  
**Position** : 1617-1617  
**Format** : C1

Response	Codes
0.00 - 2.49	1
2.50 - 2.99	2
3.00 - 3.74	3
3.75 - 4.00	4
Missing	9

---

**Variable Name** : G9CRED Carnegie Credits Earned - Ninth grade  
**Record Number** : 1  
**Position** : 1618-1622  
**Format** : N5.2

Response	Codes
0.00 - 28.00	0.00 - 28.00
Missing	99.99

---

**Variable Name** : G9CREDI Carnegie Credits Earned - Ninth grade (Categ.)  
**Record Number** : 1  
**Position** : 1623-1623  
**Format** : C1

Response	Codes
<= 5.5	1
5.6 - 6.5	2
6.6 - 7.5	3
>= 7.6	4
Missing	9

---

**Variable Name** : G9GPA Grade Point Average - Ninth grade  
**Record Number** : 1  
**Position** : 1624-1627  
**Format** : N4.2

Response	Codes
0.00 - 4.00	0.00 - 4.00
Missing	9.99

**Variable Name** : G9GPAI Grade Point Average - Ninth grade (Categ.)  
**Record Number** : 1  
**Position** : 1628-1628  
**Format** : C1

Response	Codes
0.00 - 2.49	1
2.50 - 2.99	2
3.00 - 3.74	3
3.75 - 4.00	4
Missing	9

---

**Variable Name** : G10CRD Carnegie Credits Earned - Tenth grade  
**Record Number** : 1  
**Position** : 1629-1633  
**Format** : N5.2

Response	Codes
0.00 - 26.75	0.00 - 26.75
Missing	99.99

---

**Variable Name** : G10CRDI Carnegie Credits Earned - Tenth grade (Categ.)  
**Record Number** : 1  
**Position** : 1634-1634  
**Format** : C1

Response	Codes
<= 5.5	1
5.6 - 6.5	2
6.6 - 7.5	3
>= 7.6	4
Missing	9

---

**Variable Name** : G10GPA Grade Point Average - Tenth grade  
**Record Number** : 1  
**Position** : 1635-1638  
**Format** : N4.2

Response	Codes
0.58 - 4.00	0.58 - 4.00
Missing	9.99

**Variable Name** : G10GPAI Grade Point Average - Tenth grade (Categ.)  
**Record Number** : 1  
**Position** : 1639-1639  
**Format** : C1

Response	Codes
0.00 - 2.49	1
2.50 - 2.99	2
3.00 - 3.74	3
3.75 - 4.00	4
Missing	9

---

**Variable Name** : G11CRD Carnegie Credits Earned - Eleventh grade  
**Record Number** : 1  
**Position** : 1640-1644  
**Format** : N5.2

Response	Codes
0.00 - 24.00	0.00 - 24.00
Missing	99.99

---

**Variable Name** : G11CRDI Carnegie Credits Earned - Eleventh grade (Categ.)  
**Record Number** : 1  
**Position** : 1645-1645  
**Format** : C1

Response	Codes
<= 5.5	1
5.6 - 6.5	2
6.6 - 7.5	3
>= 7.6	4
Missing	9

---

**Variable Name** : G11GPA Grade Point Average - Eleventh grade  
**Record Number** : 1  
**Position** : 1646-1649  
**Format** : N4.2

Response	Codes
0.67 - 4.00	0.67 - 4.00
Missing	9.99

**Variable Name** : G11GPAI Grade Point Average - Eleventh grade (Categ.)  
**Record Number** : 1  
**Position** : 1650-1650  
**Format** : C1

Response	Codes
0.00 - 2.49	1
2.50 - 2.99	2
3.00 - 3.74	3
3.75 - 4.00	4
Missing	9

---

**Variable Name** : G12CRD Carnegie Credits Earned - Twelfth grade  
**Record Number** : 1  
**Position** : 1651-1655  
**Format** : N5.2

Response	Codes
0.00 - 36.50	0.00 - 36.50
Missing	99.99

---

**Variable Name** : G12CRDI Carnegie Credits Earned - Twelfth grade (Categ.)  
**Record Number** : 1  
**Position** : 1656-1656  
**Format** : C1

Response	Codes
<= 5.5	1
5.6 - 6.5	2
6.6 - 7.5	3
>= 7.6	4
Missing	9

---

**Variable Name** : G12GPA Grade Point Average - Twelfth grade  
**Record Number** : 1  
**Position** : 1657-1660  
**Format** : N4.2

Response	Codes
0.50 - 4.00	0.50 - 4.00
Missing	9.99

**Variable Name** : G12GPAI Grade Point Average - Twelfth grade (Categ.)  
**Record Number** : 1  
**Position** : 1661-1661  
**Format** : C1

Response	Codes
0.00 - 2.49	1
2.50 - 2.99	2
3.00 - 3.74	3
3.75 - 4.00	4
Missing	9

---

**Variable Name** : UNDCRD Carnegie Credits Earned - Average underclassmen  
**Record Number** : 1  
**Position** : 1662-1666  
**Format** : N5.2

Response	Codes
0.00 - 16.00	0.00 - 16.00

---

**Variable Name** : UNDCRDI Carnegie Credits Earned - Average underclassmen (Categ.)  
**Record Number** : 1  
**Position** : 1667-1667  
**Format** : C1

Response	Codes
<= 5.5	1
5.6 - 6.5	2
6.6 - 7.5	3
>= 7.6	4
Missing	9

---

**Variable Name** : UNDGPA Grade Point Average - Underclassmen  
**Record Number** : 1  
**Position** : 1668-1671  
**Format** : N4.2

Response	Codes
0.50 - 4.00	0.50 - 4.00
Missing	9.99

**Variable Name** : UNDGPAL Grade Point Average - Underclassmen (Categ.)  
**Record Number** : 1  
**Position** : 1672-1672  
**Format** : C1

Response	Codes
0.00 - 2.49	1
2.50 - 2.99	2
3.00 - 3.74	3
3.75 - 4.00	4
Missing	9

---

**Variable Name** : APIBM Carnegie Credits Earned - AP/IB mathematics courses  
**Record Number** : 1  
**Position** : 1673-1677  
**Format** : N5.2

Response	Codes
0.00 - 5.00	0.00 - 5.00
Missing	99.99

---

**Variable Name** : APIBMI Carnegie Credits Earned - AP/IB mathematics courses (Categ.)  
**Record Number** : 1  
**Position** : 1678-1678  
**Format** : C1

Response	Codes
No	0
Yes	1
Missing	9

---

**Variable Name** : APIBS Carnegie Credits Earned - AP/IB science courses  
**Record Number** : 1  
**Position** : 1679-1683  
**Format** : N5.2

Response	Codes
0.00 - 6.00	0.00 - 6.00
Missing	99.99

**Variable Name** : APIBSI Carnegie Credits Earned - AP/IB science courses (Categ.)  
**Record Number** : 1  
**Position** : 1684-1684  
**Format** : C1

Response	Codes
No	0
Yes	1
Missing	9

---

**Variable Name** : USHSTCK Took U.S. History course? (Flag)  
**Record Number** : 1  
**Position** : 1685-1685  
**Format** : C1

Response	Codes
No	0
Yes	1
Missing	9

---

**Variable Name** : WDHSTCK Took World History course? (Flag)  
**Record Number** : 1  
**Position** : 1686-1686  
**Format** : C1

Response	Codes
No	0
Yes	1
Missing	9

---

**Variable Name** : GOVCVCK Took Government/Civics/Politics course? (Flag)  
**Record Number** : 1  
**Position** : 1687-1687  
**Format** : C1

Response	Codes
No	0
Yes	1
Missing	9

**Variable Name** : ECONCHK Took Economics course? (Flag)  
**Record Number** : 1  
**Position** : 1688-1688  
**Format** : C1

Response	Codes
No	0
Yes	1
Missing	9

---

**Variable Name** : WDGEOCK Took World Geography course? (Flag)  
**Record Number** : 1  
**Position** : 1689-1689  
**Format** : C1

Response	Codes
No	0
Yes	1
Missing	9

---

**Variable Name** : SCPSYCK Took Sociology/Psychology course? (Flag)  
**Record Number** : 1  
**Position** : 1690-1690  
**Format** : C1

Response	Codes
No	0
Yes	1
Missing	9

---

**Variable Name** : LEVMC Highest Level Mathematics Course Taken  
**Record Number** : 1  
**Position** : 1691-1691  
**Format** : C1

Response	Codes
Algebra I or below	1
Geometry	2
Algebra II	3
Advanced mathematics	4
Calculus	5
Missing	9



**Variable Name** : MHLGPA Grade Point Average - Highest Level Mathematics Course Taken  
**Record Number** : 1  
**Position** : 1692-1695  
**Format** : N4.2

**Response****Codes**

0.00 - 4.00	0.00 - 4.00
Missing	9.99

---

**Variable Name** : MHLGPAI Grade Point Average - Highest Level Math. Course Taken (Categ.)  
**Record Number** : 1  
**Position** : 1696-1696  
**Format** : C1

**Response****Codes**

4.00	1
>= 3.00 but < 4.00	2
>= 2.00 but < 3.00	3
< 2.00	4
Missing	9

---

**Variable Name** : LEVSC Highest Level Science Course Taken  
**Record Number** : 1  
**Position** : 1697-1697  
**Format** : C1

**Response****Codes**

Survey or Earth Science	1
Biology	2
Chemistry	3
Physics	4
Advanced science	5
Missing	9

---

**Variable Name** : SHLGPA Grade Point Average - Highest Level Science Course Taken  
**Record Number** : 1  
**Position** : 1698-1701  
**Format** : N4.2

**Response****Codes**

0.00 - 4.00	0.00 - 4.00
Missing	9.99

**Variable Name** : SHLGPAI Grade Point Average - Highest Level Sci. Course Taken (Categ.)  
**Record Number** : 1  
**Position** : 1702-1702  
**Format** : C1

Response	Codes
4.00	1
>= 3.00 but < 4.00	2
>= 2.00 but < 3.00	3
< 2.00	4
Missing	9

---

**Variable Name** : LEVM9 Highest Level Mathematics Course Taken - Ninth grade  
**Record Number** : 1  
**Position** : 1703-1703  
**Format** : C1

Response	Codes
No mathematics class taken	0
Below Algebra I	1
Algebra I	2
Geometry	3
Algebra II	4
Advanced mathematics	5
Calculus	6
Missing	9

---

**Variable Name** : LEVS9 Highest Level Science Course Taken - Ninth grade  
**Record Number** : 1  
**Position** : 1704-1704  
**Format** : C1

Response	Codes
No science class taken	0
Survey science	1
Earth Science	2
Biology	3
Chemistry	4
Physics	5
Advanced science	6
Missing	9

**Variable Name** : GRDM Last Grade Mathematics Course Taken  
**Record Number** : 1  
**Position** : 1705-1705  
**Format** : C1

Response	Codes
Not at all	1
Ninth grade	2
Tenth grade	3
Eleventh grade	4
Twelfth grade	5
Missing	9

---

**Variable Name** : GRDS Last Grade Science Course Taken  
**Record Number** : 1  
**Position** : 1706-1706  
**Format** : C1

Response	Codes
Not at all	1
Ninth grade	2
Tenth grade	3
Eleventh grade	4
Twelfth grade	5
Missing	9

---

**Variable Name** : TGPAQ Overall Grade Point Average Quartile  
**Record Number** : 1  
**Position** : 1707-1707  
**Format** : C1

Response	Codes
Top 25%	1
Second 25%	2
Third 25%	3
Bottom 25%	4
Missing	9

**Variable Name** : S1GPAQ Mathematics Grade Point Average Quartile  
**Record Number** : 1  
**Position** : 1708-1708  
**Format** : C1

Response	Codes
Top 25%	1
Second 25%	2
Third 25%	3
Bottom 25%	4
Missing	9

---

**Variable Name** : S2GPAQ Science Grade Point Average Quartile  
**Record Number** : 1  
**Position** : 1709-1709  
**Format** : C1

Response	Codes
Top 25%	1
Second 25%	2
Third 25%	3
Bottom 25%	4
Missing	9

---

**Variable Name** : CURRIC Curriculum Level Earned  
**Record Number** : 1  
**Position** : 1710-1710  
**Format** : C1

Response	Codes
Insufficient data	0
Below Standard	1
Standard	2
Mid-level	3
Rigorous	4
Missing transcript	9

**Variable Name** : MEETSTD      Earned at least Standard Curriculum Level?  
**Record Number** : 1  
**Position** : 1711-1711  
**Format** : C1

Response	Codes
Insufficient data	0
Did not achieve level	1
Achieved level	2
Missing transcript	9

**Variable Name** : MEETMID      Earned at least Mid-Level Curriculum Level?  
**Record Number** : 1  
**Position** : 1712-1712  
**Format** : C1

Response	Codes
Insufficient data	0
Did not achieve level	1
Achieved level	2
Missing transcript	9

**Variable Name** : NAMC      Math Pipeline: Non-Academic Math Credits Earned  
**Record Number** : 1  
**Position** : 1713-1717  
**Format** : N5.2

Response	Codes
0.00 - 7.00	0.00 - 7.00
Missing	99.99

**Variable Name** : NAMCI      Math Pipeline: Non-Academic Math Credits Earned (Categ.)  
**Record Number** : 1  
**Position** : 1718-1718  
**Format** : C1

Response	Codes
0	1
0.1 - 1.0	2
1.1 - 2.0	3
> 2.0	4
Missing	9

**Variable Name** : LAMC Math Pipeline: Low Academic Math Credits Earned  
**Record Number** : 1  
**Position** : 1719-1723  
**Format** : N5.2

**Response****Codes**

0.00 - 5.00	0.00 - 5.00
Missing	99.99

---

**Variable Name** : LAMCI Math Pipeline: Low Academic Math Credits Earned (Categ.)  
**Record Number** : 1  
**Position** : 1724-1724  
**Format** : C1

**Response****Codes**

0	1
0.1 - 1.0	2
1.1 - 2.0	3
> 2.0	4
Missing	9

---

**Variable Name** : MAM1C Math Pipeline: Middle Academic Math I Cred Earned  
**Record Number** : 1  
**Position** : 1725-1729  
**Format** : N5.2

**Response****Codes**

0.00 - 6.00	0.00 - 6.00
Missing	99.99

---

**Variable Name** : MAM1CI Math Pipeline: Middle Academic Math I Cred Earned (Categ.)  
**Record Number** : 1  
**Position** : 1730-1730  
**Format** : C1

**Response****Codes**

0	1
0.1 - 1.0	2
1.1 - 2.0	3
> 2.0	4
Missing	9

**Variable Name** : MAM2C Math Pipeline: Middle Academic Math II Cred Earned  
**Record Number** : 1  
**Position** : 1731-1735  
**Format** : N5.2

**Response****Codes**

0.00 - 4.00	0.00 - 4.00
Missing	99.99

---

**Variable Name** : MAM2CI Math Pipeline: Middle Academic Math II Cred Earned (Categ.)  
**Record Number** : 1  
**Position** : 1736-1736  
**Format** : C1

**Response****Codes**

0	1
0.1 - 1.0	2
1.1 - 2.0	3
> 2.0	4
Missing	9

---

**Variable Name** : AM1C Math Pipeline: Advanced Math I Credits Earned  
**Record Number** : 1  
**Position** : 1737-1741  
**Format** : N5.2

**Response****Codes**

0.00 - 8.00	0.00 - 8.00
Missing	99.99

---

**Variable Name** : AM1CI Math Pipeline: Advanced Math I Credits Earned (Categ.)  
**Record Number** : 1  
**Position** : 1742-1742  
**Format** : C1

**Response****Codes**

0	1
0.1 - 1.0	2
1.1 - 2.0	3
> 2.0	4
Missing	9

**Variable Name** : AM2C Math Pipeline: Advanced Math II Credits Earned  
**Record Number** : 1  
**Position** : 1743-1747  
**Format** : N5.2

**Response****Codes**

0.00 - 4.00	0.00 - 4.00
Missing	99.99

---

**Variable Name** : AM2CI Math Pipeline: Advanced Math II Credits Earned (Categ.)  
**Record Number** : 1  
**Position** : 1748-1748  
**Format** : C1

**Response****Codes**

0	1
0.1 - 1.0	2
1.1 - 2.0	3
> 2.0	4
Missing	9

---

**Variable Name** : AM3C Math Pipeline: Advanced Math III Credits Earned  
**Record Number** : 1  
**Position** : 1749-1753  
**Format** : N5.2

**Response****Codes**

0.00 - 4.00	0.00 - 4.00
Missing	99.99

---

**Variable Name** : AM3CI Math Pipeline: Advanced Math III Credits Earned (Categ.)  
**Record Number** : 1  
**Position** : 1754-1754  
**Format** : C1

**Response****Codes**

0	1
0.1 - 1.0	2
1.1 - 2.0	3
> 2.0	4
Missing	9



**Variable Name** : PPSC Science Pipeline: Primary Physical Science Cred Earned  
**Record Number** : 1  
**Position** : 1755-1759  
**Format** : N5.2

**Response****Codes**

0.00 - 4.50	0.00 - 4.50
Missing	99.99

**Variable Name** : PPSCI Science Pipeline: Primary Physical Science Cred Earned (Categ.)  
**Record Number** : 1  
**Position** : 1760-1760  
**Format** : C1

**Response****Codes**

0	1
0.1 - 1.0	2
1.1 - 2.0	3
> 2.0	4
Missing	9

**Variable Name** : SPSC Science Pipeline: Sec Phys Sci and Basic Bio Cred Earned  
**Record Number** : 1  
**Position** : 1761-1765  
**Format** : N5.2

**Response****Codes**

0.00 - 10.00	0.00 - 10.00
Missing	99.99

**Variable Name** : SPSCI Science Pipeline: Sec Phy Sci and Basic Bio Cred Earned (Categ.)  
**Record Number** : 1  
**Position** : 1766-1766  
**Format** : C1

**Response****Codes**

0	1
0.1 - 1.0	2
1.1 - 2.0	3
> 2.0	4
Missing	9

**Variable Name** : GBIOC Science Pipeline: General Biology Credits Earned  
**Record Number** : 1  
**Position** : 1767-1771  
**Format** : N5.2

**Response****Codes**

0.00 - 5.00  
Missing

0.00 - 5.00  
99.99

---

**Variable Name** : GBIOCI Science Pipeline: General Biology Credits Earned (Categ.)  
**Record Number** : 1  
**Position** : 1772-1772  
**Format** : C1

**Response****Codes**

0  
0.1 - 1.0  
1.1 - 2.0  
> 2.0  
Missing

1  
2  
3  
4  
9

---

**Variable Name** : CHM1C Science Pipeline: Chemistry 1 Credits Earned  
**Record Number** : 1  
**Position** : 1773-1777  
**Format** : N5.2

**Response****Codes**

0.00 - 3.67  
Missing

0.00 - 3.67  
99.99

---

**Variable Name** : CHM1CI Science Pipeline: Chemistry 1 Credits Earned (Categ.)  
**Record Number** : 1  
**Position** : 1778-1778  
**Format** : C1

**Response****Codes**

0  
0.1 - 1.0  
1.1 - 2.0  
> 2.0  
Missing

1  
2  
3  
4  
9

**Variable Name** : PHY1C Science Pipeline: Physics 1 Credits Earned  
**Record Number** : 1  
**Position** : 1779-1783  
**Format** : N5.2

**Response****Codes**

0.00 - 3.00	0.00 - 3.00
Missing	99.99

---

**Variable Name** : PHY1CI Science Pipeline: Physics 1 Credits Earned (Categ.)  
**Record Number** : 1  
**Position** : 1784-1784  
**Format** : C1

**Response****Codes**

0	1
0.1 - 1.0	2
1.1 - 2.0	3
> 2.0	4
Missing	9

---

**Variable Name** : CHM2C Science Pipeline: Chemistry 2 Credits Earned  
**Record Number** : 1  
**Position** : 1785-1789  
**Format** : N5.2

**Response****Codes**

0.00 - 3.00	0.00 - 3.00
Missing	99.99

---

**Variable Name** : CHM2CI Science Pipeline: Chemistry 2 Credits Earned (Categ.)  
**Record Number** : 1  
**Position** : 1790-1790  
**Format** : C1

**Response****Codes**

0	1
0.1 - 1.0	2
1.1 - 2.0	3
> 2.0	4
Missing	

**Variable Name** : PHY2C Science Pipeline: Physics 2 Credits Earned  
**Record Number** : 1  
**Position** : 1791-1795  
**Format** : N5.2

**Response****Codes**

0.00 - 4.00 0.00 - 4.00  
Missing 99.99

---

**Variable Name** : PHY2CI Science Pipeline: Physics 2 Credits Earned (Categ.)  
**Record Number** : 1  
**Position** : 1796-1796  
**Format** : C1

**Response****Codes**

0 1  
0.1 - 1.0 2  
1.1 - 2.0 3  
> 2.0 4  
Missing 9

---

**Variable Name** : ABIOC Science Pipeline: Advanced Biology Credits Earned  
**Record Number** : 1  
**Position** : 1797-1801  
**Format** : N5.2

**Response****Codes**

0.00 - 4.50 0.00 - 4.50  
Missing 99.99

---

**Variable Name** : ABIOCI Science Pipeline: Advanced Biology Credits Earned (Categ.)  
**Record Number** : 1  
**Position** : 1802-1802  
**Format** : C1

**Response****Codes**

0 1  
0.1 - 1.0 2  
1.1 - 2.0 3  
> 2.0 4  
Missing 9

**Variable Name** : STAMC STEM: Advanced Mathematics Courses Credits Earned  
**Record Number** : 1  
**Position** : 1803-1807  
**Format** : N5.2

**Response****Codes**

0.00 - 10.00	0.00 - 10.00
Missing	99.99

---

**Variable Name** : STAMCI STEM: Advanced Mathematics Courses Credits Earned (Categ.)  
**Record Number** : 1  
**Position** : 1808-1808  
**Format** : C1

**Response****Codes**

0	1
0.1 - 1.0	2
1.1 - 2.0	3
> 2.0	4
Missing	9

---

**Variable Name** : STAL2C STEM: Algebra II Credits Earned  
**Record Number** : 1  
**Position** : 1809-1813  
**Format** : N5.2

**Response****Codes**

0.00 - 4.50	0.00 - 4.50
Missing	99.99

---

**Variable Name** : STAL2CI STEM: Algebra II Credits Earned (Categ.)  
**Record Number** : 1  
**Position** : 1814-1814  
**Format** : C1

**Response****Codes**

0	1
0.1 - 1.0	2
1.1 - 2.0	3
> 2.0	4
Missing	9

**Variable Name** : STOAMC STEM: Other Advanced Math Credits Earned  
**Record Number** : 1  
**Position** : 1815-1819  
**Format** : N5.2

**Response****Codes**

0.00 - 7.00  
Missing

0.00 - 7.00  
99.99

---

**Variable Name** : STOAMCI STEM: Other Advanced Math Credits Earned (Categ.)  
**Record Number** : 1  
**Position** : 1820-1820  
**Format** : C1

**Response****Codes**

0  
0.1 - 1.0  
1.1 - 2.0  
> 2.0  
Missing

1  
2  
3  
4  
9

---

**Variable Name** : STPCAC STEM: Precalculus/Analysis Credits Earned  
**Record Number** : 1  
**Position** : 1821-1825  
**Format** : N5.2

**Response****Codes**

0.00 - 4.00  
Missing

0.00 - 4.00  
99.99

---

**Variable Name** : STPCACI STEM: Precalculus/Analysis Credits Earned (Categ.)  
**Record Number** : 1  
**Position** : 1826-1826  
**Format** : C1

**Response****Codes**

0  
0.1 - 1.0  
1.1 - 2.0  
> 2.0  
Missing

1  
2  
3  
4  
9

**Variable Name** : STCALC      STEM: Calculus Credits Earned  
**Record Number** : 1  
**Position** : 1827-1831  
**Format** : N5.2

**Response****Codes**

0.00 - 4.00	0.00 - 4.00
Missing	99.99

---

**Variable Name** : STCALCI      STEM: Calculus Credits Earned (Categ.)  
**Record Number** : 1  
**Position** : 1832-1832  
**Format** : C1

**Response****Codes**

0	1
0.1 - 1.0	2
1.1 - 2.0	3
> 2.0	4
Missing	9

---

**Variable Name** : STASC      STEM: Advanced Sci and Engineering Courses Cred Earned  
**Record Number** : 1  
**Position** : 1833-1837  
**Format** : N5.2

**Response****Codes**

0.00 - 11.00	0.00 - 11.00
Missing	99.99

---

**Variable Name** : STASCI      STEM: Advanced Sci and Engineering Courses Cred Earned (Categ.)  
**Record Number** : 1  
**Position** : 1838-1838  
**Format** : C1

**Response****Codes**

0	1
0.1 - 1.0	2
1.1 - 2.0	3
> 2.0	4
Missing	9

**Variable Name** : STERTC STEM: Advanced Environ and Earth Sciences Credits Earned  
**Record Number** : 1  
**Position** : 1839-1843  
**Format** : N5.2

**Response****Codes**

0.00 - 4.00  
Missing

0.00 - 4.00  
99.99

---

**Variable Name** : STERTCI STEM: Advanced Environ and Earth Science Credits Earned (Categ.)  
**Record Number** : 1  
**Position** : 1844-1844  
**Format** : C1

**Response****Codes**

0  
0.1 - 1.0  
1.1 - 2.0  
> 2.0  
Missing

1  
2  
3  
4  
9

---

**Variable Name** : STABIC STEM: Advanced Biology Credits Earned  
**Record Number** : 1  
**Position** : 1845-1849  
**Format** : N5.2

**Response****Codes**

0.00 - 6.00  
Missing

0.00 - 6.00  
99.99

---

**Variable Name** : STABICI STEM: Advanced Biology Credits Earned (Categ.)  
**Record Number** : 1  
**Position** : 1850-1850  
**Format** : C1

**Response****Codes**

0  
0.1 - 1.0  
1.1 - 2.0  
> 2.0  
Missing

1  
2  
3  
4  
9



**Variable Name** : STCHMC STEM: Chemistry Credits Earned  
**Record Number** : 1  
**Position** : 1851-1855  
**Format** : N5.2

**Response****Codes**

0.00 - 5.17	0.00 - 5.17
Missing	99.99

---

**Variable Name** : STCHMCI STEM: Chemistry Credits Earned (Categ.)  
**Record Number** : 1  
**Position** : 1856-1856  
**Format** : C1

**Response****Codes**

0	1
0.1 - 1.0	2
1.1 - 2.0	3
> 2.0	4
Missing	9

---

**Variable Name** : STPHYC STEM: Physics Credits Earned  
**Record Number** : 1  
**Position** : 1857-1861  
**Format** : N5.2

**Response****Codes**

0.00 - 5.00	0.00 - 5.00
Missing	99.99

---

**Variable Name** : STPHYCI STEM: Physics Credits Earned (Categ.)  
**Record Number** : 1  
**Position** : 1862-1862  
**Format** : C1

**Response****Codes**

0	1
0.1 - 1.0	2
1.1 - 2.0	3
> 2.0	4
Missing	9

**Variable Name** : STEGGC      STEM: Engineering Credits Earned  
**Record Number** : 1  
**Position** : 1863-1867  
**Format** : N5.2

**Response****Codes**

0.00 - 9.00	0.00 - 9.00
Missing	99.99

---

**Variable Name** : STEGGCI      STEM: Engineering Credits Earned (Categ.)  
**Record Number** : 1  
**Position** : 1868-1868  
**Format** : C1

**Response****Codes**

0	1
0.1 - 1.0	2
1.1 - 2.0	3
> 2.0	4
Missing	9

---

**Variable Name** : STTCHC      STEM: STEM-related Technical Courses Credits Earned  
**Record Number** : 1  
**Position** : 1869-1873  
**Format** : N5.2

**Response****Codes**

0.00 - 14.00	0.00 - 14.00
Missing	99.99

---

**Variable Name** : STTCHCI      STEM: STEM-related Technical Courses Credits Earned (Categ.)  
**Record Number** : 1  
**Position** : 1874-1874  
**Format** : C1

**Response****Codes**

0	1
0.1 - 1.0	2
1.1 - 2.0	3
> 2.0	4
Missing	9

**Variable Name** : STESTC STEM: Engineering/Science Technologies Credits Earned  
**Record Number** : 1  
**Position** : 1875-1879  
**Format** : N5.2

**Response****Codes**

0.00 - 11.50  
Missing

0.00 - 11.50  
99.99

---

**Variable Name** : STESTCI STEM: Engineering/Science Technologies Credits Earned (Categ.)  
**Record Number** : 1  
**Position** : 1880-1880  
**Format** : C1

**Response****Codes**

0  
0.1 - 1.0  
1.1 - 2.0  
> 2.0  
Missing

1  
2  
3  
4  
9

---

**Variable Name** : STHLTC STEM: Health Sciences Credits Earned  
**Record Number** : 1  
**Position** : 1881-1885  
**Format** : N5.2

**Response****Codes**

0.00 - 12.75  
Missing

0.00 - 12.75  
99.99

---

**Variable Name** : STHLTCI STEM: Health Sciences Credits Earned (Categ.)  
**Record Number** : 1  
**Position** : 1886-1886  
**Format** : C1

**Response****Codes**

0  
0.1 - 1.0  
1.1 - 2.0  
> 2.0  
Missing

1  
2  
3  
4  
9

**Variable Name** : STCISC STEM: Computer/Information Science Credits Earned  
**Record Number** : 1  
**Position** : 1887-1891  
**Format** : N5.2

**Response****Codes**

0.00 - 14.00	0.00 - 14.00
Missing	99.99

---

**Variable Name** : STCISCI STEM: Computer/Information Science Credits Earned (Categ.)  
**Record Number** : 1  
**Position** : 1892-1892  
**Format** : C1

**Response****Codes**

0	1
0.1 - 1.0	2
1.1 - 2.0	3
> 2.0	4
Missing	9

---

**Variable Name** : NAMG Math Pipeline: Non-Academic Math Grade Point Average  
**Record Number** : 1  
**Position** : 1893-1896  
**Format** : N4.2

**Response****Codes**

0.00 - 4.00	0.00 - 4.00
Missing	9.99

---

**Variable Name** : NAMGI Math Pipeline: Non-Academic Math Grade Point Average (Categ.)  
**Record Number** : 1  
**Position** : 1897-1897  
**Format** : C1

**Response****Codes**

0.00 - 2.49	1
2.50 - 2.99	2
3.00 - 3.74	3
3.75 - 4.00	4
Missing	9

**Variable Name** : LAMG Math Pipeline: Low Academic Math Grade Point Average  
**Record Number** : 1  
**Position** : 1898-1901  
**Format** : N4.2

Response	Codes
0.00 - 4.00	0.00 - 4.00
Missing	9.99

---

**Variable Name** : LAMGI Math Pipeline: Low Academic Math Grade Point Average (Categ.)  
**Record Number** : 1  
**Position** : 1902-1902  
**Format** : C1

Response	Codes
0.00 - 2.49	1
2.50 - 2.99	2
3.00 - 3.74	3
3.75 - 4.00	4
Missing	9

---

**Variable Name** : MAM1G Math Pipeline: Middle Acad Math I Grade Point Average  
**Record Number** : 1  
**Position** : 1903-1906  
**Format** : N4.2

Response	Codes
0.00 - 4.00	0.00 - 4.00
Missing	9.99

---

**Variable Name** : MAM1GI Math Pipeline: Middle Acad Math I Grade Point Average (Categ.)  
**Record Number** : 1  
**Position** : 1907-1907  
**Format** : C1

Response	Codes
0.00 - 2.49	1
2.50 - 2.99	2
3.00 - 3.74	3
3.75 - 4.00	4
Missing	9

**Variable Name** : MAM2G Math Pipeline: Middle Acad Math II Grade Point Average  
**Record Number** : 1  
**Position** : 1908-1911  
**Format** : N4.2

Response	Codes
0.00 - 4.00	0.00 - 4.00
Missing	9.99

---

**Variable Name** : MAM2GI Math Pipeline: Middle Acad Math II Grade Point Average (Categ.)  
**Record Number** : 1  
**Position** : 1912-1912  
**Format** : C1

Response	Codes
0.00 - 2.49	1
2.50 - 2.99	2
3.00 - 3.74	3
3.75 - 4.00	4
Missing	9

---

**Variable Name** : AM1G Math Pipeline: Advanced Math I Grade Point Average  
**Record Number** : 1  
**Position** : 1913-1916  
**Format** : N4.2

Response	Codes
0.00 - 4.00	0.00 - 4.00
Missing	9.99

---

**Variable Name** : AM1GI Math Pipeline: Advanced Math I Grade Point Average (Categ.)  
**Record Number** : 1  
**Position** : 1917-1917  
**Format** : C1

Response	Codes
0.00 - 2.49	1
2.50 - 2.99	2
3.00 - 3.74	3
3.75 - 4.00	4
Missing	9

**Variable Name** : AM2G Math Pipeline: Advanced Math II Grade Point Average  
**Record Number** : 1  
**Position** : 1918-1921  
**Format** : N4.2

**Response****Codes**

0.00 - 4.00	0.00 - 4.00
Missing	9.99

---

**Variable Name** : AM2GI Math Pipeline: Advanced Math II Grade Point Average (Categ.)  
**Record Number** : 1  
**Position** : 1922-1922  
**Format** : C1

**Response****Codes**

0.00 - 2.49	1
2.50 - 2.99	2
3.00 - 3.74	3
3.75 - 4.00	4
Missing	9

---

**Variable Name** : AM3G Math Pipeline: Advanced Math III Grade Point Average  
**Record Number** : 1  
**Position** : 1923-1926  
**Format** : N4.2

**Response****Codes**

0.00 - 4.00	0.00 - 4.00
Missing	9.99

---

**Variable Name** : AM3GI Math Pipeline: Advanced Math III Grade Point Average (Categ.)  
**Record Number** : 1  
**Position** : 1927-1927  
**Format** : C1

**Response****Codes**

0.00 - 2.49	1
2.50 - 2.99	2
3.00 - 3.74	3
3.75 - 4.00	4
Missing	9

**Variable Name** : PPSG Science Pipeline: Pri Physical Sci Grade Point Average  
**Record Number** : 1  
**Position** : 1928-1931  
**Format** : N4.2

**Response****Codes**

0.00 - 4.00	0.00 - 4.00
Missing	9.99

---

**Variable Name** : PPSGI Science Pipeline: Pri Physical Sci Grade Point Average (Categ.)  
**Record Number** : 1  
**Position** : 1932-1932  
**Format** : C1

**Response****Codes**

0.00 - 2.49	1
2.50 - 2.99	2
3.00 - 3.74	3
3.75 - 4.00	4
Missing	9

---

**Variable Name** : SPSG Science Pipeline: Sec Phys Sci and Bas Bio GPA  
**Record Number** : 1  
**Position** : 1933-1936  
**Format** : N4.2

**Response****Codes**

0.00 - 4.00	0.00 - 4.00
Missing	9.99

---

**Variable Name** : SPSGI Science Pipeline: Sec Phys Sci and Bas Bio GPA (Categ.)  
**Record Number** : 1  
**Position** : 1937-1937  
**Format** : C1

**Response****Codes**

0.00 - 2.49	1
2.50 - 2.99	2
3.00 - 3.74	3
3.75 - 4.00	4
Missing	9



**Variable Name** : GBIOG Science Pipeline: General Biology Grade Point Average  
**Record Number** : 1  
**Position** : 1938-1941  
**Format** : N4.2

**Response****Codes**

0.00 - 4.00	0.00 - 4.00
Missing	9.99

---

**Variable Name** : GBIOGI Science Pipeline: General Biology Grade Point Average (Categ.)  
**Record Number** : 1  
**Position** : 1942-1942  
**Format** : C1

**Response****Codes**

0.00 - 2.49	1
2.50 - 2.99	2
3.00 - 3.74	3
3.75 - 4.00	4
Missing	9

---

**Variable Name** : CHM1G Science Pipeline: Chemistry 1 Grade Point Average  
**Record Number** : 1  
**Position** : 1943-1946  
**Format** : N4.2

**Response****Codes**

0.00 - 4.00	0.00 - 4.00
Missing	9.99

---

**Variable Name** : CHM1GI Science Pipeline: Chemistry 1 Grade Point Average (Categ.)  
**Record Number** : 1  
**Position** : 1947-1947  
**Format** : C1

**Response****Codes**

0.00 - 2.49	1
2.50 - 2.99	2
3.00 - 3.74	3
3.75 - 4.00	4
Missing	9

**Variable Name** : PHY1G Science Pipeline: Physics 1 Grade Point Average  
**Record Number** : 1  
**Position** : 1948-1951  
**Format** : N4.2

**Response****Codes**

0.00 - 4.00	0.00 - 4.00
Missing	9.99

---

**Variable Name** : PHY1GI Science Pipeline: Physics 1 Grade Point Average (Categ.)  
**Record Number** : 1  
**Position** : 1952-1952  
**Format** : C1

**Response****Codes**

0.00 - 2.49	1
2.50 - 2.99	2
3.00 - 3.74	3
3.75 - 4.00	4
Missing	9

---

**Variable Name** : CHM2G Science Pipeline: Chemistry 2 Grade Point Average  
**Record Number** : 1  
**Position** : 1953-1956  
**Format** : N4.2

**Response****Codes**

1.00 - 4.00	1.00 - 4.00
Missing	9.99

---

**Variable Name** : CHM2GI Science Pipeline: Chemistry 2 Grade Point Average (Categ.)  
**Record Number** : 1  
**Position** : 1957-1957  
**Format** : C1

**Response****Codes**

0.00 - 2.49	1
2.50 - 2.99	2
3.00 - 3.74	3
3.75 - 4.00	4
Missing	9

**Variable Name** : PHY2G Science Pipeline: Physics 2 Grade Point Average  
**Record Number** : 1  
**Position** : 1958-1961  
**Format** : N4.2

**Response****Codes**

0.00 - 4.00	0.00 - 4.00
Missing	9.99

---

**Variable Name** : PHY2GI Science Pipeline: Physics 2 Grade Point Average (Categ.)  
**Record Number** : 1  
**Position** : 1962-1962  
**Format** : C1

**Response****Codes**

0.00 - 2.49	1
2.50 - 2.99	2
3.00 - 3.74	3
3.75 - 4.00	4
Missing	9

---

**Variable Name** : ABIOG Science Pipeline: Advanced Biology Grade Point Average  
**Record Number** : 1  
**Position** : 1963-1966  
**Format** : N4.2

**Response****Codes**

0.00 - 4.00	0.00 - 4.00
Missing	9.99

---

**Variable Name** : ABIOGI Science Pipeline: Advanced Biology Grade Point Average (Categ.)  
**Record Number** : 1  
**Position** : 1967-1967  
**Format** : C1

**Response****Codes**

0.00 - 2.49	1
2.50 - 2.99	2
3.00 - 3.74	3
3.75 - 4.00	4
Missing	9

**Variable Name** : STAMG STEM: Advanced Mathematics Courses Grade Point Average  
**Record Number** : 1  
**Position** : 1968-1971  
**Format** : N4.2

Response	Codes
0.00 - 4.00	0.00 - 4.00
Missing	9.99

---

**Variable Name** : STAMGI STEM: Advanced Mathematics Courses Grade Point Average (Categ.)  
**Record Number** : 1  
**Position** : 1972-1972  
**Format** : C1

Response	Codes
0.00 - 2.49	1
2.50 - 2.99	2
3.00 - 3.74	3
3.75 - 4.00	4
Missing	9

---

**Variable Name** : STAL2G STEM: Algebra II Grade Point Average  
**Record Number** : 1  
**Position** : 1973-1976  
**Format** : N4.2

Response	Codes
0.00 - 4.00	0.00 - 4.00
Missing	9.99

---

**Variable Name** : STAL2GI STEM: Algebra II Grade Point Average (Categ.)  
**Record Number** : 1  
**Position** : 1977-1977  
**Format** : C1

Response	Codes
0.00 - 2.49	1
2.50 - 2.99	2
3.00 - 3.74	3
3.75 - 4.00	4
Missing	9

**Variable Name** : STOAMG STEM: Other Advanced Mathematics Grade Point Average  
**Record Number** : 1  
**Position** : 1978-1981  
**Format** : N4.2

**Response****Codes**

0.00 - 4.00	0.00 - 4.00
Missing	9.99

---

**Variable Name** : STOAMGI STEM: Other Advanced Mathematics Grade Point Average (Categ.)  
**Record Number** : 1  
**Position** : 1982-1982  
**Format** : C1

**Response****Codes**

0.00 - 2.49	1
2.50 - 2.99	2
3.00 - 3.74	3
3.75 - 4.00	4
Missing	9

---

**Variable Name** : STPCAG STEM: Precalculus/Analysis Grade Point Average  
**Record Number** : 1  
**Position** : 1983-1986  
**Format** : N4.2

**Response****Codes**

0.00 - 4.00	0.00 - 4.00
Missing	9.99

---

**Variable Name** : STPCAGI STEM: Precalculus/Analysis Grade Point Average (Categ.)  
**Record Number** : 1  
**Position** : 1987-1987  
**Format** : C1

**Response****Codes**

0.00 - 2.49	1
2.50 - 2.99	2
3.00 - 3.74	3
3.75 - 4.00	4
Missing	9

**Variable Name** : STCALG      STEM: Calculus Grade Point Average  
**Record Number** : 1  
**Position** : 1988-1991  
**Format** : N4.2

**Response****Codes**

0.00 - 4.00	0.00 - 4.00
Missing	9.99

---

**Variable Name** : STCALGI      STEM: Calculus Grade Point Average (Categ.)  
**Record Number** : 1  
**Position** : 1992-1992  
**Format** : C1

**Response****Codes**

0.00 - 2.49	1
2.50 - 2.99	2
3.00 - 3.74	3
3.75 - 4.00	4
Missing	9

---

**Variable Name** : STASG      STEM: Adv Sci and Engineering Courses GPA  
**Record Number** : 1  
**Position** : 1993-1996  
**Format** : N4.2

**Response****Codes**

0.00 - 4.00	0.00 - 4.00
Missing	9.99

---

**Variable Name** : STASGI      STEM: Adv Sci and Engineering Courses GPA (Categ.)  
**Record Number** : 1  
**Position** : 1997-1997  
**Format** : C1

**Response****Codes**

0.00 - 2.49	1
2.50 - 2.99	2
3.00 - 3.74	3
3.75 - 4.00	4
Missing	9

**Variable Name** : STERTG STEM: Advanced Environ and Earth Science GPA  
**Record Number** : 1  
**Position** : 1998-2001  
**Format** : N4.2

Response	Codes
0.00 - 4.00	0.00 - 4.00
Missing	9.99

---

**Variable Name** : STERTGI STEM: Advanced Environ and Earth Science GPA (Categ.)  
**Record Number** : 1  
**Position** : 2002-2002  
**Format** : C1

Response	Codes
0.00 - 2.49	1
2.50 - 2.99	2
3.00 - 3.74	3
3.75 - 4.00	4
Missing	9

---

**Variable Name** : STABIG STEM: Advanced Biology Grade Point Average  
**Record Number** : 1  
**Position** : 2003-2006  
**Format** : N4.2

Response	Codes
0.00 - 4.00	0.00 - 4.00
Missing	9.99

---

**Variable Name** : STABIGI STEM: Advanced Biology Grade Point Average (Categ.)  
**Record Number** : 1  
**Position** : 2007-2007  
**Format** : C1

Response	Codes
0.00 - 2.49	1
2.50 - 2.99	2
3.00 - 3.74	3
3.75 - 4.00	4
Missing	9

**Variable Name** : STCHMG STEM: Chemistry Grade Point Average  
**Record Number** : 1  
**Position** : 2008-2011  
**Format** : N4.2

Response	Codes
0.00 - 4.00	0.00 - 4.00
Missing	9.99

---

**Variable Name** : STCHMGI STEM: Chemistry Grade Point Average (Categ.)  
**Record Number** : 1  
**Position** : 2012-2012  
**Format** : C1

Response	Codes
0.00 - 2.49	1
2.50 - 2.99	2
3.00 - 3.74	3
3.75 - 4.00	4
Missing	9

---

**Variable Name** : STPHYG STEM: Physics Grade Point Average  
**Record Number** : 1  
**Position** : 2013-2016  
**Format** : N4.2

Response	Codes
0.00 - 4.00	0.00 - 4.00
Missing	9.99

---

**Variable Name** : STPHYGI STEM: Physics Grade Point Average (Categ.)  
**Record Number** : 1  
**Position** : 2017-2017  
**Format** : C1

Response	Codes
0.00 - 2.49	1
2.50 - 2.99	2
3.00 - 3.74	3
3.75 - 4.00	4
Missing	9



**Variable Name** : STEGGG      STEM: Engineering Grade Point Average  
**Record Number** : 1  
**Position** : 2018-2021  
**Format** : N4.2

**Response****Codes**

0.75 - 4.00	0.75 - 4.00
Missing	9.99

---

**Variable Name** : STEGGGI      STEM: Engineering Grade Point Average (Categ.)  
**Record Number** : 1  
**Position** : 2022-2022  
**Format** : C1

**Response****Codes**

0.00 - 2.49	1
2.50 - 2.99	2
3.00 - 3.74	3
3.75 - 4.00	4
Missing	9

---

**Variable Name** : STTCHG      STEM: STEM-related Technical Courses GPA  
**Record Number** : 1  
**Position** : 2023-2026  
**Format** : N4.2

**Response****Codes**

0.00 - 4.00	0.00 - 4.00
Missing	9.99

---

**Variable Name** : STTCHGI      STEM: STEM-related Technical Courses GPA (Categ.)  
**Record Number** : 1  
**Position** : 2027-2027  
**Format** : C1

**Response****Codes**

0.00 - 2.49	1
2.50 - 2.99	2
3.00 - 3.74	3
3.75 - 4.00	4
Missing	9

**Variable Name** : STESTG STEM: Engineering/Science Technologies GPA  
**Record Number** : 1  
**Position** : 2028-2031  
**Format** : N4.2

**Response****Codes**

1.00 - 4.00	1.00 - 4.00
Missing	9.99

---

**Variable Name** : STESTGI STEM: Engineering/Science Technologies GPA (Categ.)  
**Record Number** : 1  
**Position** : 2032-2032  
**Format** : C1

**Response****Codes**

0.00 - 2.49	1
2.50 - 2.99	2
3.00 - 3.74	3
3.75 - 4.00	4
Missing	9

---

**Variable Name** : STHLTG STEM: Health Sciences Grade Point Average  
**Record Number** : 1  
**Position** : 2033-2036  
**Format** : N4.2

**Response****Codes**

0.00 - 4.00	0.00 - 4.00
Missing	9.99

---

**Variable Name** : STHLTGI STEM: Health Sciences Grade Point Average (Categ.)  
**Record Number** : 1  
**Position** : 2037-2037  
**Format** : C1

**Response****Codes**

0.00 - 2.49	1
2.50 - 2.99	2
3.00 - 3.74	3
3.75 - 4.00	4
Missing	9

**Variable Name** : STCISG                      STEM: Computer/Information Science Grade Point Average  
**Record Number** : 1  
**Position** : 2038-2041  
**Format** : N4.2

Response	Codes
0.00 - 4.00	0.00 - 4.00
Missing	9.99

**Variable Name** : STCISGI                      STEM: Computer/Information Science Grade Point Average (Categ.)  
**Record Number** : 1  
**Position** : 2042-2042  
**Format** : C1

Response	Codes
0.00 - 2.49	1
2.50 - 2.99	2
3.00 - 3.74	3
3.75 - 4.00	4
Missing	9

**Variable Name** : ALGITM                      When Student Took Algebra I (Imputed)  
**Record Number** : 1  
**Position** : 2043-2043  
**Format** : C1

Response	Codes
No transcript data available	0
Before high school (eighth grade or earlier)	1
During high school (ninth through twelfth grades)	2
Not taken at all	3

**Variable Name** : GEOTIM                      When Student Took Geometry (Imputed)  
**Record Number** : 1  
**Position** : 2044-2044  
**Format** : C1

Response	Codes
No transcript data available	0
Before high school (eighth grade or earlier)	1
During high school (ninth through twelfth grades)	2
Not taken at all	3

**Variable Name** : SATMATI Highest SAT Mathematics Score (Categ.)  
**Record Number** : 1  
**Position** : 2045-2045  
**Format** : C1

Response	Codes
<= 400	1
401 - 500	2
501 - 600	3
> 600	4
Missing	9

---

**Variable Name** : SATVRBI Highest SAT Verbal Score (Categ.)  
**Record Number** : 1  
**Position** : 2046-2046  
**Format** : C1

Response	Codes
<= 400	1
401 - 500	2
501 - 600	3
> 600	4
Missing	9

---

**Variable Name** : PSTMATI Highest PSAT Mathematics Score (Categ.)  
**Record Number** : 1  
**Position** : 2047-2047  
**Format** : C1

Response	Codes
<= 40	1
41 - 50	2
51 - 60	3
> 60	4
Missing	9

**Variable Name** : PSTVRBI Highest PSAT Verbal Score (Categ.)  
**Record Number** : 1  
**Position** : 2048-2048  
**Format** : C1

Response	Codes
<= 40	1
41 - 50	2
51 - 60	3
> 60	4
Missing	9

---

**Variable Name** : ACTCMPI Highest ACT Composite Score (Categ.)  
**Record Number** : 1  
**Position** : 2049-2049  
**Format** : C1

Response	Codes
<= 18	1
19 - 20	2
21 - 22	3
23 - 24	4
> 24	5
Missing	9

---

**Variable Name** : ACADTRK Academic Track  
**Record Number** : 1  
**Position** : 2050-2050  
**Format** : C1

Response	Codes
Academic	1
Vocational	2
Both	3
Neither	4
Missing	9

**Variable Name** : GRREQFLG Graduation Requirements Level Flag  
**Record Number** : 1  
**Position** : 2051-2051  
**Format** : C1

Response	Codes
Earned > 100% credits required to graduate	1
Earned > 75% but <= 100% credits required to graduate	2
Earned exactly 75% credits required to graduate	3
Earned < 75% credits required to graduate	4
Missing	9

---

**Variable Name** : MEETREQ Meets Analysis Requirements?  
**Record Number** : 1  
**Position** : 2052-2052  
**Format** : C1

Response	Codes
No	0
Yes	1

Appendix P

2009 High School Transcript Study  
Codebook for Test File

*This page intentionally left blank.*



## HSTS 2009 Electronic Codebook

**Variable Name** : SCHOOLID      School ID  
**Record Number** : 1  
**Position** : 1-7  
**Format** : C7

**Response**

0130050-5630010

**Codes**

0130050-5630010

---

**Variable Name** : STUDENTI      Student ID  
**Record Number** : 1  
**Position** : 8-17  
**Format** : C10

**Response**

1012000245-7482006001

**Codes**

1012000245-7482006001

---

**Variable Name** : T\_SEQ      Test Sequence Number  
**Record Number** : 1  
**Position** : 18-19  
**Format** : C2

**Response**

01-46

**Codes**

01-46

**Variable Name** : T\_CODE      Test Code  
**Record Number** : 1  
**Position** : 20-22  
**Format** : C3

Response	Codes
ACT Composite	901
ACT English	902
ACT Mathematics	903
ACT Reading	904
ACT Science	905
ACT Writing	906
PSAT Composite	907
PSAT Mathematics	908
PSAT Verbal	909
PSAT Writing	910
SAT Composite	911
SAT Mathematics	912
SAT Verbal	913
SAT Critical Reading	914
SAT Writing	915
PSAT Critical Reading	916
SAT II Subject Test: Literature	928
SAT II Subject Test: U.S. History	929
SAT II Subject Test: World History	930
SAT II Subject Test: Mathematics Level 1 (IC)	931
SAT II Subject Test: Mathematics Level 2 (IIC)	932
SAT II Subject Test: Biology E/M	933
SAT II Subject Test: Chemistry	934
SAT II Subject Test: Physics	935
SAT II Subject Test: Chinese (With Listening)	936
SAT II Subject Test: Japanese (With Listening)	937
SAT II Subject Test: Korean (With Listening)	938
SAT II Subject Test: French (With Listening)	939
SAT II Subject Test: French (Without Listening)	940
SAT II Subject Test: German (With Listening)	941
SAT II Subject Test: German (Without Listening)	942
SAT II Subject Test: Spanish (With Listening)	943
SAT II Subject Test: Spanish (Without Listening)	944
SAT II Subject Test: Modern Hebrew	945
SAT II Subject Test: Italian	946
SAT II Subject Test: Latin	947
SAT II Subject Test: ELPT	948
SAT II Subject Test: Writing	949
Other Tests	999

---

**Variable Name** : T\_DESCR      Test Description  
**Record Number** : 1  
**Position** : 23-72  
**Format** : C50

Response	Codes
All Tests Descriptions	All Tests Descriptions

**Variable Name** : T\_YEAR      Year of Test  
**Record Number** : 1  
**Position** : 73-76  
**Format** : C4

Response	Codes
2004	2004
2005	2005
2006	2006
2007	2007
2008	2008
2009	2009
Missing	9999

---

**Variable Name** : T\_MONTH      Month of Test  
**Record Number** : 1  
**Position** : 77-78  
**Format** : C2

Response	Codes
January	01
February	02
March	03
April	04
May	05
June	06
July	07
August	08
September	09
October	10
November	11
December	12
Missing	99

---

**Variable Name** : T\_SCORE      Test Score  
**Record Number** : 1  
**Position** : 79-82  
**Format** : N4.0

Response	Codes
0 - 2020	0 - 2020

*This page intentionally left blank.*

Appendix Q

2009 High School Transcript Study  
Codebook for Transcript File

*This page intentionally left blank.*

## HSTS 2009 Electronic Codebook

**Variable Name** : COURSEID Course ID  
**Record Number** : 1  
**Position** : 1-7  
**Format** : C7

**Response**

0000001-4000003

**Codes**

0000001-4000003

---

**Variable Name** : SCHOOLID School ID  
**Record Number** : 1  
**Position** : 8-14  
**Format** : C7

**Response**

0130030-5630010

**Codes**

0130030-5630010

---

**Variable Name** : STUDENTI Student ID  
**Record Number** : 1  
**Position** : 15-24  
**Format** : C10

**Response**

1012000016-7482006001

**Codes**

1012000016-7482006001

---

**Variable Name** : CATLOGID Catalog ID  
**Record Number** : 1  
**Position** : 25-35  
**Format** : C11

**Response**

00009990002-56300100088

**Codes**

00009990002-56300100088

**Variable Name** : GRADLEV      Grade Level in Which Course Taken  
**Record Number** : 1  
**Position** : 36-37  
**Format** : C2

Response	Codes
Sixth grade	06
Seventh grade	07
Eighth grade	08
Ninth grade	09
Tenth grade	10
Eleventh grade	11
Twelfth grade	12

**Variable Name** : YEARSPAN      School Year in Which Course Taken  
**Record Number** : 1  
**Position** : 38-42  
**Format** : C5

Response	Codes
2000 - 2001	00-01
2001 - 2002	01-02
2002 - 2003	02-03
2003 - 2004	03-04
2004 - 2005	04-05
2005 - 2006	05-06
2006 - 2007	06-07
2007 - 2008	07-08
2008 - 2009	08-09

**Variable Name** : TERM      School Term in Which Course Taken  
**Record Number** : 1  
**Position** : 43-44  
**Format** : C2

Response	Codes
Missing or Undeterminable	00
Fall Semester	01
Spring Semester	02
First Quarter	03
Second Quarter	04
Third Quarter	05
Fourth Quarter	06
Summer	07
First Trimester	08
Second Trimester	09
Third Trimester	10
Year-round	11



**Variable Name** : CRSENAME Catalog Course Title  
**Record Number** : 1  
**Position** : 45-94  
**Format** : C50

**Response**

All Course Titles

**Codes**

All Course Titles

---

**Variable Name** : CRSEGRAD Course Grade Reported on Transcript  
**Record Number** : 1  
**Position** : 95-99  
**Format** : C5

**Response**

All Grades Earned

**Codes**

All Grades Earned

---

**Variable Name** : STDGRAD Standardized Course Grade  
**Record Number** : 1  
**Position** : 100-101  
**Format** : C2

**Response**

A  
B  
C  
D  
F  
Incomplete  
Not Graded  
Pass  
Satisfactory  
Unsatisfactory  
Withdrawn  
Withdrawn Failing  
Withdrawn Passing

**Codes**

A  
B  
C  
D  
F  
I  
NG  
P  
S  
U  
W  
WF  
WP

---

**Variable Name** : RAWCRED Course Credits Reported on Transcript  
**Record Number** : 1  
**Position** : 102-109  
**Format** : N8.3

**Response**

0.000 - 40.000

**Codes**

0.000 - 40.000

**Variable Name** : CARNCRED Course Carnegie Units  
**Record Number** : 1  
**Position** : 110-115  
**Format** : N6.3

**Response****Codes**

0.000 - 23.000

0.000 - 23.000

---

**Variable Name** : SPEDFLAG Special Education Course? (Flag)  
**Record Number** : 1  
**Position** : 116-116  
**Format** : C1

**Response****Codes**

Self-Contained Special Education Course	0
Not a Special Education Course	1
Resource Special Education Course	2
Physical Disabilities Course	3
Inclusion Course	4

---

**Variable Name** : OFFCAMP Taught Off Campus? (Flag)  
**Record Number** : 1  
**Position** : 117-117  
**Format** : C1

**Response****Codes**

On Campus	0
Vocational Educational Center	1
Special Education Center	2
Other Location	3
Multiple Locations	4
Home Schooling	5
Distance Learning	6
Video-Enhanced	7
Correspondence Course	8
Computer-Based or Internet Training	9

**Variable Name** : OTHLANG Taught in Language Other than English? (Flag)  
**Record Number** : 1  
**Position** : 118-118  
**Format** : C1

Response	Codes
Taught in English	0
English as a Second Language	1
Bilingual Course	2
Sheltered Instruction	3
Foreign Language Immersion	4

---

**Variable Name** : LEVELFLG Course Level (Flag)  
**Record Number** : 1  
**Position** : 119-119  
**Format** : C1

Response	Codes
Not Classified	0
Remedial Course	1
Regular Course	2
Honors Course	3
Pre-AP Course	4
Advanced Placement Course	5
Pre-IB Course	6
International Baccalaureate Course	7
Advance International Certificate of Education Course	8
Pre-AICE Course	9

---

**Variable Name** : COLLFLG College Credit for Course? (Flag)  
**Record Number** : 1  
**Position** : 120-120  
**Format** : C1

Response	Codes
No College Credit	0
College Credit	1
Articulated College Credit	2

**Variable Name** : TRANSFER Course Transferred from Another School? (Flag)  
**Record Number** : 1  
**Position** : 121-121  
**Format** : C1

**Response****Codes**

Not a Transfer Course	0
Transfer Course	1

Appendix R  
2009 High School Transcript Study  
Glossary

*This page intentionally left blank.*

## APPENDIX R. HSTS 2009 USER'S GUIDE GLOSSARY

<b>Accommodations</b>	Assessment accommodations are changes in testing materials or procedures that enable a student to participate in an assessment that allows knowledge and skills to be assessed rather than disabilities or limited English.
<b>Advanced Placement (AP)</b>	The Advanced Placement Program is designed to prepare students to take the advanced placement examinations given by the Educational Testing Service (ETS). Students who pass these tests may be given credit and/or be exempted from requirements in colleges and universities based on their scores. Colleges and universities make their own rules regarding what tests to accept and the scores needed for credit or exemptions.
<b>Carnegie unit</b>	A factor used to standardize all credits indicated on transcripts across the study. A single Carnegie unit is equal to 120 hours of classroom time over the course of a year.
<b>Catalog</b>	A document compiled by a school or a district listing all available courses that are offered by the school and a description of those courses. Curriculum specialists reviewed catalogs and used them to determine the appropriate CSSC code for each course.
<b>Classification of Secondary School Courses (CSSC)</b>	A coding system employed for the purpose of standardizing HSTS transcripts. The CSSC is a modification of the Classification of Instructional Programs (CIP) used for classifying college courses and contains 2,286 course codes. Each CSSC course code contains six digits. The first two digits identify the main program area, the second two digits represent a subcategory of courses within the main program area, and the final two digits define the specific course. For example, for the CSSC code 400522, the first two digits (40) define physical sciences, the middle two digits (05) define the chemistry subcategory, and the final two digits (22) define the course advanced chemistry.
<b>Continuous sorting variable</b>	A sorting variable used in stratification that is continuous in nature, not discrete. For example, in the private school stratification, census division and type of location are discrete sorting variables, but proportion of minority enrollment is a continuous sorting variable.

<b>Continuous variable</b>	A data variable that has an infinite number of values. For example, percentage variables are considered to be continuous variables. Ranges can be assigned to continuous variables to make them discrete variables.
<b>Correlation</b>	A measure of the relation between two or more variables. Correlation coefficients can range from -1.00 to +1.00. The value of -1.00 represents a perfect negative correlation while a value of +1.00 represents a perfect positive correlation. A value of 0.00 represents a lack of correlation.
<b>Course Offerings File</b>	An HSTS data file that provides a comprehensive list of the courses offered in the schools included in the study. A CSSC code is associated with each course title.
<b>Data files</b>	HSTS 2009 has produced a set of eight data files that are available on a restricted-use basis. These include the Master CSSC File, Course Offerings File, School File, Student File, NAEP Data File, SD/ELL Questionnaire File, Transcript File, and Test File.
<b>Diploma</b>	A document granted by a school indicating the student completed all the requirements for graduation. The type of diploma is indicated by the Exit Status.
<b>Discrete variable</b>	A data variable that has a limited number of values. For example, student gender is a discrete variable because students can only be male or female.
<b>Eligible student</b>	A student who meets the graduation criteria established for the HSTS sample. Eligible students graduated from high school with a standard, honors, or special education diploma, or they received either a certificate of completion or a certificate of attendance. Note this term applies only to the HSTS sample, not to the sample of HSTS students used in generating the results for this report.
<b>English language learner (ELL)</b>	A term used to describe students who are in the process of acquiring English language skills and knowledge. Some schools refer to these students using the term limited English proficient, or LEP.
<b>Exclusion criteria</b>	Criteria adopted to exclude HSTS students who did not meet the graduation requirements established for analyses found in this report. Students with special education diplomas, certificates of attendance, and



certificates of completion were excluded, as were students with zero English credits and students with fewer than 16 Carnegie units.

**Exit status**

A code that describes the type of diploma the student received.

**Explicit stratification**

The organization of a population into parts achieved by building separate sampling frames, according to the set of variables under consideration. It is the stratification used for categorical variables, in contrast to implicit stratification, which is used for continuous variables.

**Flags**

Markers used to indicate special features of a course, such as its relationship to other courses within a sequence, the language of instruction for the course, the level of the course, the location where the course was taught, and any enrollment restrictions (regular or disabled students).

**High School and Beyond**

A longitudinal study following cohorts of 1980 high school students from which the HSTS 1982 sample was drawn. Samples for subsequent studies were drawn from the corresponding NAEP samples.

**High School Transcript Study (HSTS)**

A periodic study developed by NCES that provides the Department of Education and other education policymakers with information regarding current course offerings and students' coursetaking patterns in the nation's secondary schools.

**Implicit stratification**

The organization of a population into parts achieved by sorting records in a file instead of explicitly separating the population units into different strata. Only one implicit stratification variable can be used at a time. It is the stratification used for continuous variables, in contrast to explicit stratification, which is used for categorical variables.

**Imputation**

Imputation is often used in surveys to compensate for item nonresponse and involves replacing a missing value with a nonmissing value, typically generated from a statistical model. Imputation is used to reduce nonresponse bias in survey estimates, simplify analyses, and improve the consistency of results across analyses. Imputations should also preserve multivariate distributions.

<b>International Baccalaureate (IB)</b>	A nonprofit educational foundation program consisting of a comprehensive 2-year international curriculum that allows students to fulfill the requirements of their national or state education systems.
<b>Jackknife method</b>	A method of replication used to compute the variance of statistics from complex samples. HSTS used a paired jackknife method. This method divides the sample into subsamples by excluding one unit at a time from a pair sampled within a stratum.
<b>Measure of size</b>	A value of measurement for a unit that determines that unit's probability of selection within a probability proportional to size (PSS) sampling scheme.
<b>Multistage sample design</b>	A sample design that uses more than one stage of sampling. The NAEP 2009 sample design, for example, uses two stages of sampling: (1) a sample of schools from across the nation, and (2) a sample of students within each sampled school.
<b>National Assessment of Educational Progress (NAEP)</b>	A federally funded, ongoing, periodic assessment of educational achievement in the various subject areas and disciplines taught in the nation's schools. It was developed by NCES.
<b>NAEP Data File</b>	An HSTS data file that contains proficiency estimates (also described as plausible values) and sampling weights for each student who participated in the NAEP 2009 mathematics and science assessments. These files contain NAEP scores for the 2009 high school graduates who participated in both the transcript study and either the NAEP mathematics or science assessment. All students listed in the NAEP data file also appear in the student file.
<b>NAEP ID</b>	The 10-digit NAEP assessment booklet number used as an HSTS student ID number for students in schools fully linked to the NAEP assessment.
<b>NAEP-linked</b>	A reference to students or schools that maintained their unique NAEP ID or school ID.
<b>National Center for Education Statistics (NCES)</b>	The primary federal entity for collecting, analyzing, and reporting data related to education in the United States.
<b>National Education Longitudinal Study of 1988 (NELS:88)</b>	A major longitudinal effort designed to provide trend data about critical transitions experienced by students as

they leave middle school or junior high school, and progress through high school and into postsecondary institutions or the work force. It started as a nationally representative sample survey of 8th-graders in 1988, with follow-up surveys in the years 1990, 1992, 1994, and 2000.

**National School Lunch Program (NSLP)**

A program providing free or reduced-priced school meals to children from households meeting federal income guidelines.

**Percentage**

A relative measure of how often the value(s) of a variable appears within a category as compared to all values of that variable.

**Poststratification**

An estimation method that adjusts the sampling weights so that they add to specified population totals corresponding to the levels of a particular response variable.

**Primary sampling unit (PSU)**

Primary sampling unit that served as the first stage in the NAEP multistage sample for previous high school transcript studies. For HSTS 2009, however, the school sample served as the first stage.

**Probability proportional to size sampling**

A sampling method in which the probability of selecting a unit is directly proportional to the unit's size. In NAEP, schools are selected with probabilities proportionate to estimated grade enrollment.

**Probability sample**

A sample drawn from a population using a random mechanism so that every element of the population has a known chance of ending up in the sample.

**Proportionate sampling**

A variation of stratified random sampling. Proportionate sampling strategies begin by stratifying the population into relevant subgroups and then random sampling within each subgroup. The number of participants from each subgroup is equal to their proportion in the population.

**Replicate estimate**

An estimate of the population quantity based on the replicate subsample using the same estimation methods used to compute the full sample estimate.

**Replicate sample**

A sample derived by deleting a subsample of the originally observed sample where the subsampling procedure depends on the replicate method.

<b>Replicate weight</b>	The weight assigned to an observation for a particular replicate subsample.
<b>Replicates</b>	A term often used to refer to either the replicate sample or the replicate estimate, depending on context.
<b>Replication method</b>	A method of drawing a replicate subsample and weighting the observations that includes balanced repeated replication, jackknife replication, and bootstrap replication.
<b>Response</b>	A possible value, or set of possible values, for a catalog variable, as defined by the Electronic Codebook (ECB) software. For continuous variables, which have an infinite set of possible values, a category will list a range of values. For discrete variables, which have a finite set of possible values, a category most likely will represent a single value, but it can also represent a range of values.
<b>Sample</b>	A subset of a population whose characteristics are studied to gain information about the entire population. NAEP assesses a representative sample of students each year, rather than the entire population of students.
<b>Sampling error</b>	The standard deviation of the estimate, used to measure the precision of the estimate.
<b>Sampling frame</b>	The full list of possible units from which the sample is selected.
<b>School base weight</b>	The initial weight given to a school for sampling purposes. It is the inverse of the school's probability of selection.
<b>School File</b>	An HSTS data file providing detailed information on the schools from which students were sampled. Where available, it includes data taken from the NAEP School Questionnaire.
<b>School Information Form (SIF)</b>	The SIF is completed by the field worker or a school staff member or sometimes by both. The completed SIF contains information about the following: the school in general, sources of information within the school (if needed to complete HSTS data collection), course description materials, graduation requirements and grading practices at the school, and the format of the school's transcripts.

**School Questionnaire**

A survey form that collects information about school, teacher, and home factors that might relate to student achievement. It was completed by a school official (usually the principal) as part of NAEP for the NAEP participating schools.

**SD/ELL Questionnaire File**

An HSTS data file that provides detailed information on students with disabilities (SD) and/or English language learners (ELL) (formerly known as students with limited English proficiency).

**SD/ELL Questionnaire**

This survey form includes information collected from school staff about students with disabilities (SD) and English language learners (ELL). The SD/ELL Questionnaire was completed for students sampled for NAEP and identified by the school as having a disability and/or being an English language learner. Schools were asked to have the person most knowledgeable about a student complete the questionnaire. In large schools, this person was typically a counselor, a special education teacher, or a teacher of English as a Second Language. In smaller schools, this person was typically a classroom teacher.

**Secondary School Taxonomy**

The framework initially used by HSTS for analyzing transcript data. The taxonomy divides high school coursework into three distinct curricula: Academic, Vocational, and Personal/Other Courses. Academic curricula include six course subjects: mathematics, science, English, social studies, fine arts, and foreign languages. Vocational curricula include three course subjects: consumer and homemaking education, general labor market preparation, and specific labor market preparation. Personal/Other Courses curricula include five course subjects: general skills, personal health and physical education, religion, military science, and all other courses. HSTS added two additional course subjects: computer-related studies (under Academic) and special education (under Personal/Other Courses).

**Serpentine sorting**

A method of sorting in which records are ordered in an alternating ascending and descending pattern, so that any two consecutive records in the sorted file are more similar with respect to their values of the sort variables than in traditional sorting. This technique reduces the estimates of variance when replication methods, such as the jackknife method, are used.

<b>Session type</b>	A designation that indicates which NAEP subject or subjects were assessed during the given session.
<b>Sort variable</b>	A variable within a data file that is used to sort the data file. For the NAEP school sample, before the sample was selected, a school-level characteristic was used to sort the schools, one that was continuous in nature. Pass/fail or correct/incorrect indicators are not effective sort variables because they include only two categories.
<b>Stub</b>	A CSSC category. With over 2,000 codes in the CSSC, it is neither practical nor desirable to include estimates of each possible code in each of the tables. Instead, it is often more useful to analyze the courses in larger groups such as English, social studies, mathematics, or science. There are 16 main stubs that represent each subject area category represented by the Secondary School Taxonomy. As there is also interest in finer divisions of these groups (e.g., biology, chemistry, and physics within science), along with combinations of core curricula credits, there are about 90 additional stubs that provide more specific course categories.
<b>Student File</b>	An HSTS data file providing demographic information on all students in the study, as well as summaries of their coursetaking histories, derived measures of academic achievement, and sampling weights.
<b>Student ID number</b>	A 10-digit ID number used to track students in HSTS. For schools fully linked to NAEP, this number matches the NAEP assessment booklet number. For students in schools where the link to NAEP was lost and for students in schools that did not participate in NAEP, this is a unique 10-digit number beginning with 990.
<b>Systematic sample</b>	A sample selected by a systematic method. It is also called an Nth name selection technique. After the required sample size has been calculated, every Nth record is selected from a list of population members.
<b>Systematic equal probability sample</b>	A systematic sample where each unit has an equal probability of being selected.
<b>Taxonomy</b>	The classification of items into larger categories. In HSTS, the items are specific secondary school courses (e.g., composition, first-year algebra, Advanced Placement biology, American government) that are classified into 16 course subject categories, as organized

according to the Secondary School Taxonomy, based on course content and level.

**Test File**

An HSTS data file providing a list of standardized test results, including SAT and ACT scores, that were found on the transcripts.

**Transcript**

A student's secondary school record containing courses taken, grades, graduation status, and attendance. In addition, it often includes assessments such as PSAT, SAT, ACT, and honors.

**Transcript File**

An HSTS data file providing a complete list of all courses appearing on the transcripts of students sampled in the study.

**Transcript Request Form (TRF)**

For each school, the field worker is given a TRF. In addition to the ID, the TRF contains columns for entering the student's graduation status (Exit Status) and the student's gender, birth month and year, race/ethnicity, SD status, ELL status, Title I services receipt, and National School Lunch Program participation. The TRF was used in the data entry, verification, quality control, and other stages of the study.

**Two-stage probability-based sample**

A sample design that uses two stages of sampling. The NAEP 2009 national sample was a two-stage probability-based sample. The schools were the first-stage sampling units selected with probability proportional to a measure of size based on the estimated grade-specific enrollment in the schools. The second stage involved selection of students within schools and their assignment to session types.

**Type of location**

A field attached to each school that defines the type of locality of the school's community. Its values include large city, medium-sized city, urban fringe of large city, urban fringe of medium-sized city, large town, small town, and rural.

**User's Guide**

A document detailing procedures used to collect and summarize the data. It also provides information needed to use all publicly released data files produced by the study.

**Vocational course**

A school course that provides students with the academic and technical knowledge and skills needed for

further education and/or careers requiring less than a bachelor's degree. At the high school level, vocational courses include courses in consumer and homemaking education, general labor market preparation, and specific labor market preparation.

**Weighted frequency**

The number of times the value(s) of a variable appears within a catalog, as defined by the weights assigned to the data file records.

**Weighted percentage**

A relative measure of how often the value(s) of a variable appears within a catalog as compared to all values of that variable, as defined by the weights assigned to the data file records.





"Our mission is to ensure equal access to education and to promote educational excellence throughout the nation."

#### MORE INFORMATION

The report release site is <http://nationsreportcard.gov>.  
The NCES web electronic catalog is <http://nces.ed.gov/pubsearch>.

For ordering information, write to  
ED Pubs  
U.S. Department of Education  
P.O. Box 22207  
Alexandria, VA 22304

or call toll free  
1-877-4ED-Pubs  
  
or order online at  
<http://www.EDPubs.gov>.