

2010-11 Survey Materials

Student Financial Aid

date: 12/9/2010

Form: Student Financial Aid for private institutions reporting on a fall cohort (academic reporters)

Part A

Part A - Establish Your Groups

Part A establishes the number of students in various groups. Note that the numbers on this screen will be carried forward to other parts of the Student Financial Aid component.

In the fields below, report the number of students in each of the following groups:

	Fall 2009	Fall 2009 counts reported on last year's Fall Enrollment survey	Fall 2008 counts reported on last year's SFA survey
01. Group 1 All undergraduate students enrolled in Fall 2009	<input type="text"/>		
02. Group 2 Of those in Group 1, those who are full-time, first-time degree/certificate-seeking	<input type="text"/>		
02a. Of those in Group 2, those who received any Federal Work Study, loans to students, or grant or scholarship aid from the federal government, state/local government, the institution, or other sources known to the institution	<input type="text"/>		
02b. Of those in Group 2, those who received any loans to students or grant or scholarship aid from the federal government, state/local government, or the institution	<input type="text"/>		
03. Group 3 Of those in Group 2, those who received grant or scholarship aid from the federal government, state/local government, or the institution. Exclude other sources of grants.	<input type="text"/>		
04. Group 4 Of those in Group 2, those who received Title IV federal student aid	<input type="text"/>		

Part B

Part B - Enter Financial Aid About Group 1


Group 1 students are all undergraduates enrolled in Fall 2009.

For this part, report:

- Financial aid received by Group 1 students from all sources: the federal government, state/local government, the institution, and other sources known to the institution
- Financial aid received by Group 1 students at any time during the full aid year (academic year 2009–10)

In the fields below, report the number of Group 1 students and the total amount of aid received by these students for each type of aid.

Information from Part A:		Fall 2009	Fall 2008	
Group 1 All undergraduate students enrolled in Fall 2009 (This number is carried forward from Part A, Line 01.)				
Aid Type	Number of students in Group 1 receiving aid in 2009-10	Percentage of students receiving aid	Total amount of aid received by Group 1 in 2009-10	Average amount of aid received by students in Group 1
01. Grant or scholarship aid received from the federal government, state/local government, the institution, and other sources known to the institution	<input type="text"/>	<input type="text"/>	<input type="text"/>	<input type="text"/>
02. Pell grants	<input type="text"/>	<input type="text"/>	<input type="text"/>	<input type="text"/>
03. Federal student loans	<input type="text"/>	<input type="text"/>	<input type="text"/>	<input type="text"/>

 You may use the space below to provide context for data you've reported above. These context notes will be posted on the College Navigator website and should be written to be understood by students and parents.

Part C - Enter Financial Aid About Group 2, Page 1


Group 2 students are all full-time, first-time degree/certificate-seeking undergraduate students enrolled in Fall 2009.

This part is intended to calculate percentages. No data need to be entered on this screen unless you would like to provide additional context notes to explain the calculated percentages.

Information from Part A:	Number of students in Fall 2009	Percentage of total number of undergraduate students in Fall 2009	Percentage of total number of undergraduate students in Fall 2008
01. Group 1 All undergraduate students enrolled in Fall 2009 (This number is carried forward from Part A, Line 01.)			
02. Group 2 Full-time, first-time degree/certificate-seeking undergraduates enrolled in Fall 2009 (This number is carried forward from Part A, Line 02.)			
02a. Of those in Group 2, those who received any Federal Work Study, loans to students, or grant or scholarship aid from the federal government, state/local government, the institution, or other sources known to the institution (This number is carried forward from Part A, Line 02a.)			
02b. Of those in Group 2, those who received any loans to students or grant or scholarship aid from the federal government, state/local government, or the institution			

Do you wish to provide additional context notes?

Yes No

 You may use the space below to provide context for these data. These context notes will be posted on the College Navigator website and should be written to be understood by students and parents.

Part C - Enter Financial Aid About Group 2, Page 2

Group 2 students are all full-time, first-time degree/certificate-seeking undergraduate students enrolled in Fall 2009.

For this part, report:

- Unduplicated student counts within a given aid category (e.g., Pell grants). However, a student can appear in more than one aid category.
- Only grant or scholarship aid received by Group 2 students from the federal government, state/local government, and from your institution. Do not include grant or scholarship aid from private or other sources (e.g., Rotary Club Scholarship).
- Loans to Group 2 students from the federal government and from other sources (including private loans). Do not include PLUS loans (which are made to the parent of the student).
- Financial aid received by Group 2 students at any time during the full aid year (academic year 2009-10).

Note: Two aid categories in this section are further disaggregated into subcategories. Because students may receive more than one type of aid, the sum of the values you enter in the subcategories will not necessarily equal the value you enter in the aid category. However, the total number of students reported for the aid category cannot exceed the sum of subcategories. (For example, the number of students receiving federal grants cannot exceed the sum of the number of students receiving Pell grants and the number receiving other federal grants). In addition, the total number of students reported for an aid category must be at least as large as the largest of those reported in a subcategory.

Information from Part A:

Group 2

Full-time, first-time degree/certificate-seeking undergraduates enrolled in Fall 2009
(This number is carried forward from Part A, Line 02.)

Of those in Group 2, those who received any Federal Work Study, loans to students, or grant or scholarship aid from the federal government, state/local government, the institution, or other sources known to the institution

(This number is carried forward from Part A, Line 02a.)


Of those in Group 2, those who received any loans to students or grant or scholarship aid from the federal government, state/local government, or the institution

(This number is carried forward from Part A, Line 02b.)

In the fields below, report the number of Group 2 students and the total amount of aid received by these students for each type of aid.

Types of aid	Number of students in Group 2 receiving aid in 2009-10	Percentage of students in Group 2 receiving aid in 2009-10	Total dollar amount of aid received by Group 2 in 2009-10	Average amount of aid received by students in Group 2 in 2009-10	Average amount of aid received by students in Group 2 in 2008-09
01. Grants or scholarships from the federal government, state/local government, or the institution	<input type="text"/>				
02. Federal grants	<input type="text"/>				
02a. Pell grants	<input type="text"/>				

	02b.	Other federal grants				
	03.	State/local government grants or scholarships (grants/scholarships/waivers)				
	04.	Institutional grants or scholarships (scholarships/fellowships)				
	05.	Loans to students				
	05a.	Federal loans				
	05b.	Other loans (including private loans)				

 You may use the space below to provide context for the data you've reported above. These context notes will be posted on the College Navigator website and should be written to be understood by students and parents. For example, institutions may report here other sources of private aid not included in the categories above.

Part D

Part D - Enter Financial Aid About Group 3

Group 3 students are all full-time, first-time degree/certificate-seeking undergraduate students enrolled in Fall 2009 and received grant or scholarship aid from the federal government, state/local government, or the institution. Students who received only grant or scholarship aid from private or other sources, or students who received only non-grant aid should not be included in this group.

For this part, report:

- Only grant or scholarship aid received by Group 3 students from the federal government, state/local government, and from your institution. Do not include grant or scholarship aid from private or other sources (e.g., Rotary Club Scholarship).
- Financial aid received by Group 3 students at any time during the full aid year (academic year 2009–10).

The information you report in this part will be used in Part F to calculate institutional net price.

In the fields below, report the number of Group 3 students with each type of living arrangement and the total amount of grant or scholarship aid from the federal government, state/local government, or the institution received by these students.

	2009-2010	2008-2009	2007-2008
Information from Part A:			
Group 2 Full-time, first-time degree/certificate-seeking undergraduates enrolled in Fall 2009 (This number is carried forward from Part A, Line 02.)			
01. Group 3 Of those in Group 2, those who received grant or scholarship aid from the federal government, state/local government, or the institution. Exclude other sources of grants. (This number is carried forward from Part A, Line 03.)		<input type="text"/>	<input type="text"/>
02. Report the number of Group 3 students with the following living arrangements:			
02a. On-campus	<input type="text"/>	<input type="text"/>	<input type="text"/>
02b. Off-campus (with family)	<input type="text"/>	<input type="text"/>	<input type="text"/>
02c. Off-campus (not with family)	<input type="text"/>	<input type="text"/>	<input type="text"/>
02d. Unknown (calculated) This value is calculated using the following formula: [D01-(D02a+D02b+D02c)]			
03.		<input type="text"/>	<input type="text"/>

Total grant or scholarship aid from the federal government, state/local government, or the institution received by students in Group 3. Exclude other sources of grants.			
04. Average total grant and scholarship aid from the federal government, state/local government, or the institution received by students in Group 3 (calculated). This value is calculated using the following formula: $[D03/D01]$			

You may use the space below to provide context for the data you've reported above.

Part E

Part E - Enter Financial Aid About Group 4

Group 4 students are full-time, first-time degree/certificate-seeking undergraduates enrolled in Fall 2009 who received Title IV federal student aid, including federal grants or federal student loans.

Title IV federal student aid includes the following:

- Federal Pell Grant, Federal Supplemental Educational Opportunity Grant (FSEOG), Academic Competitiveness Grant (ACG), National Science and Mathematics Access to Retain Talent Grant (National SMART Grant), Teacher Education Assistance for College and Higher Education (TEACH) Grant
- Federal Work Study
- Federal Perkins Loan, Subsidized Direct or FFEL Stafford Loan, and Unsubsidized Direct or FFEL Stafford Loan

For this part, report:

- Dollar amounts for grants and scholarships from the federal government, state/local government, or the institution. Do not include grants or scholarships from private or other sources (e.g., Rotary Club Scholarships) and do not include loan dollar amounts.
- Financial aid received by Group 4 students at any time during the full aid year (academic year 2009–10).

The information you report in this part will be used in Part G to calculate institutional net price by income level.

In the fields below, report the number of Group 4 students and the total amount of aid received by these students with each type of living arrangement.

		2009-2010	2008-2009	2007-2008
Information from Part A:				
01. Group 4				
Of those in Group 2, those who received Title IV federal student aid. (This number is carried forward from Part A, Line 04.)			<input type="text"/>	
02. Report the number of Group 4 students with the following living arrangements:				
02a.	<u>On-campus</u>	<input type="text"/>	<input type="text"/>	
02b.	<u>Off-campus (with family)</u>	<input type="text"/>	<input type="text"/>	
02c.	<u>Off-campus (not with family)</u>	<input type="text"/>	<input type="text"/>	
02d.	Unknown (calculated) This value is calculated using the formula: [E01-(E02a+E02b+E02c)]			

In the fields below, report the number of Group 4 students and the total amount of grant or scholarship aid from the federal government, state/local government, or the institution received by these students by income level.

Note: To assign the income category of the student, use the income that was used by your financial aid office to determine the student's Expected Family Contribution (EFC). For dependent students this will include the parent's adjusted gross income and the student's adjusted gross income. For independent students this will include the student's adjusted gross income.

		2009-2010			2008-09			Available in future years, preloaded		
	Col. 1	Col. 2	Col. 3	Col. 4	Col. 5	Col. 6	Col. 7	Col. 8	Col. 9	
03.	Income Level	Number of students in Group 4 receiving any Title IV aid in 2009-10	Total dollar amount of grant or scholarship aid received by students in Group 4 in 2009-10		Number of students in Group 4 receiving any Title IV aid in 2008-09	Total dollar amount of grant or scholarship aid received by students in Group 4 in 2008-09	Average dollar amount of grant or scholarship aid received by students in Group 4 in 2008-09	Number of students in Group 4 receiving any Title IV aid	Total dollar amount of grant and scholarship aid received by students in Group 4	Average dollar amount of grant and scholarship aid received by students in Group 4

			Average dollar amount of grant or scholarship aid received by students in Group 4 in 2009-10						
\$0-30,000	<input type="text"/>	<input type="text"/>	<input type="text"/>	<input type="text"/>	<input type="text"/>	<input type="text"/>	<input type="text"/>	<input type="text"/>	<input type="text"/>
\$30,001-48,000	<input type="text"/>	<input type="text"/>	<input type="text"/>	<input type="text"/>	<input type="text"/>	<input type="text"/>	<input type="text"/>	<input type="text"/>	<input type="text"/>
\$48,001-75,000	<input type="text"/>	<input type="text"/>	<input type="text"/>	<input type="text"/>	<input type="text"/>	<input type="text"/>	<input type="text"/>	<input type="text"/>	<input type="text"/>
\$75,001-110,000	<input type="text"/>	<input type="text"/>	<input type="text"/>	<input type="text"/>	<input type="text"/>	<input type="text"/>	<input type="text"/>	<input type="text"/>	<input type="text"/>
\$110,001 and more	<input type="text"/>	<input type="text"/>	<input type="text"/>	<input type="text"/>	<input type="text"/>	<input type="text"/>	<input type="text"/>	<input type="text"/>	<input type="text"/>
Total all income levels	<input type="text"/>	<input type="text"/>	<input type="text"/>	<input type="text"/>	<input type="text"/>	<input type="text"/>	<input type="text"/>	<input type="text"/>	<input type="text"/>

You may use the space below to provide context for the data you've reported above.

Part F

Part F - Net Price Calculation for Group 3

Group 3 students are all full-time, first-time degree/certificate-seeking undergraduates enrolled in Fall 2009 who and received grant or scholarship aid from the federal government, state/local government, or the institution.

The following net price calculation is based on information that your institution reported in the Institutional Characteristics component and the Student Financial Aid component.


For more information about the data your institution reported in the Institutional Characteristics component, please contact your institution's IPEDS Keyholder.

	2009-2010	2008-2009	2007-2008
Components of cost of attendance			
01. Published tuition and required fees (lower of in-district or in-state)			
02. Books and supplies			
03. Room and board and other expenses by living arrangement			
03a. On campus			
03b. Off-campus (with family)			
03c. Off-campus (not with family)			
04. Number of Group 3 students by living arrangement			
04a. On campus			
04b. Off-campus (with family)			
04c. Off-campus (not with family)			
04d. Unknown			
05. Weighted average by living arrangement (excluding unknown values) for room and board and other expenses. See instructions for the formula for this calculation.			
06. Total cost of attendance (calculated) This value is calculated using the following formula: [F01+F02+F05]			
07. Average			
08. Average net price for Group 3 students Average net price for full-time, first-time degree/certificate-seeking undergraduate students enrolled in Fall 2009 who and received grant or scholarship aid from the federal government, state/local government, or the institution (calculated). This value is calculated using the following formula: (F06-F07)			
As required by the HEOA, these amounts will be posted on the U.S. Department of Education's College Navigator website and used in the U.S. Department of Education's College Affordability and Transparency Lists.			

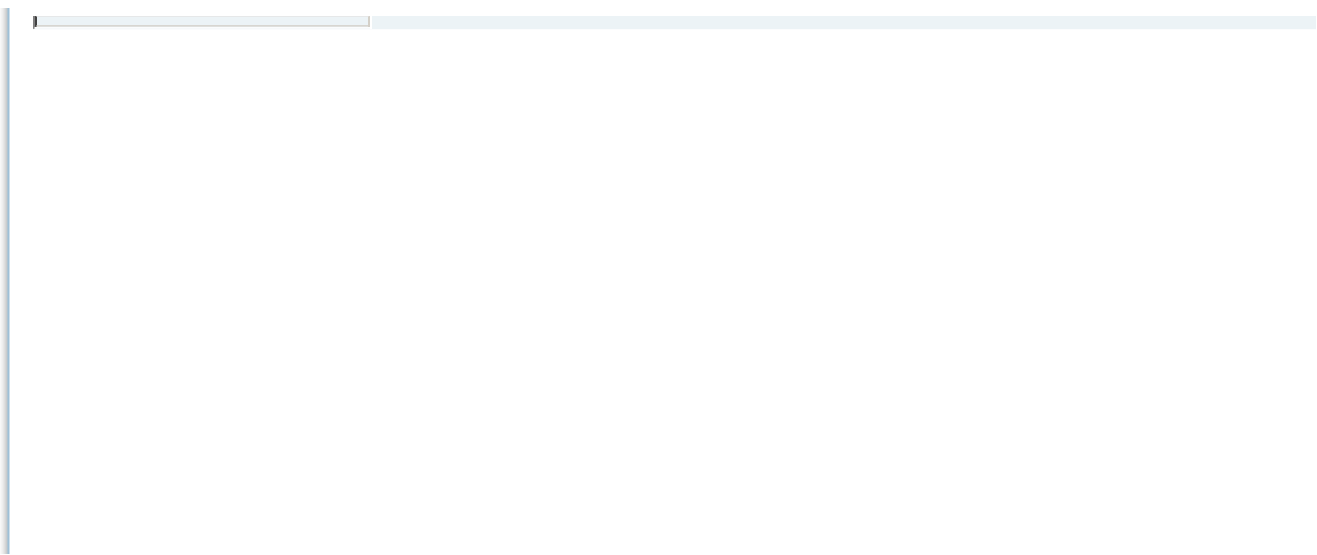
Do you wish to provide additional context notes?

Yes

No

 You may use the space below to provide context for these data. These context notes will be posted on the College Navigator website and should be written to be understood by students and parents.

--



Part G

Part G - Net Price Calculation for Group 4
Group 4 students are all full-time, first-time degree/certificate-seeking undergraduates enrolled in Fall 2009 who and received Title IV federal student aid, including federal grants or federal student loans.

The following net price calculation is based on information that your institution reported in the Institutional Characteristics component and the Student Financial Aid component.


For more information about the data your institution reported in the Institutional Characteristics component, please contact your institution's IPEDS Keyholder.

	2009-2010	2008-2009	2007-2008
Components of cost of attendance			
01. Published tuition and required fees (lower of in-district or in-state rates)			
02. Books and supplies			
03. Room and board and other expenses by living arrangement			
03a. On campus			
03b. Off-campus (with family)			
03c. Off-campus (not with family)			
04. Number of Group 4 students by living arrangement			
04a. On campus			
04b. Off-campus (with family)			
04c. Off-campus (not with family)			
04d. Unknown			
05. Weighted average by living arrangement (excluding unknown values) for room and board and other expenses. See instructions for the formula for this calculation.			
06. Total cost of attendance (calculated) This value is calculated using the following formula: [G01+G02+G05]			
\$0-30,000			
\$30,001-48,000			
\$48,001-75,000			
\$75,001-110,000			
\$110,001 and more			
08. Average net price for Group 4 students Average net price for full-time, first-time degree/certificate-seeking undergraduate students enrolled in Fall 2009 who and received Title IV federal student aid (calculated). This value is calculated using the following formula: [F06-F07]			
\$0-30,000			
\$30,001-48,000			
\$48,001-75,000			
\$75,001-110,000			
\$110,001 and more			
These amounts will be posted on the U.S. Department of Education's College Navigator website.			

Do you wish to provide additional context notes?

Yes

No

 You may use the space below to provide context for these data. These context notes will be posted on the College Navigator website and should be written to be understood by students and parents.

2010-11 Survey Materials

Student Financial Aid, Private Academic Reporters

date: 12/9/2010

Instruction

Purpose of Component

The purpose of the IPEDS Student Financial Aid component is to collect information about financial aid provided to various groups of undergraduate students in order to meet requirements of the Higher Education Act of 1965, as amended. Item areas include:

- Financial aid about all undergraduate students
- Financial aid about all full-time, first-time degree/certificate-seeking students
- Financial aid and living arrangement information about all full-time, first-time degree/certificate-seeking students who **received grant aid**
- Financial aid and living arrangement information about all full-time, first-time degree/certificate-seeking students who **received Title IV federal student aid by income**
- Net Price Calculation for full-time, first-time degree/certificate-seeking students who **received grant aid**
- Net Price Calculation for full-time, first-time degree/certificate-seeking students who **received Title IV federal student aid by income**

Who Must Report

Institutions that had undergraduate students enrolled during academic year 2009–10 must report.

Changes in Reporting

In Part A, institutions are asked to report in Line 02b the number of students in Group 2 who received any loans to students or grant or scholarship aid from the federal government, state/local government, or the institution.

General Instructions

What You Will Need

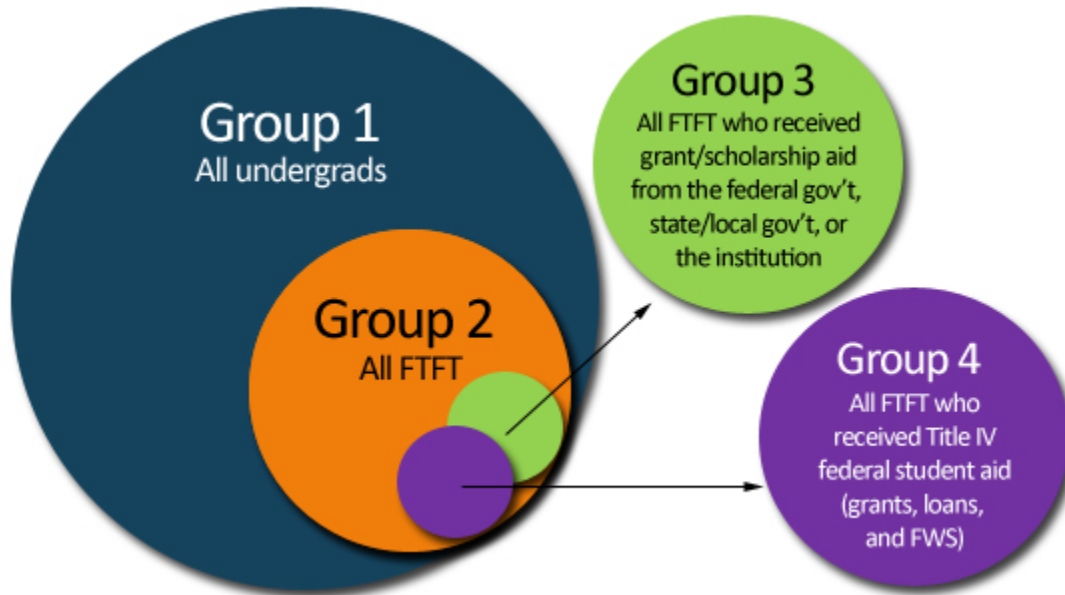
Data providers for this component should be familiar with college and university practices associated with student financial aid. In general, there are two types of financial aid data that will be requested in this component. These types are:

- Numbers of students that meet certain conditions
- Total aid dollars received by these students

To complete this component, data providers will need the following:

1. Financial aid information about the following student groups:

- **Group 1.** All undergraduate students
- **Group 2.** Of the students in Group 1, those who are full-time, first-time degree/certificate-seeking students
- **Group 3.** Of the students in Group 2, those who received grant or scholarship aid from the federal government, state/local government, or the institution
- **Group 4.** Of the students in Group 2, those who received Title IV federal student aid



2. Living arrangement information for full-time, first-time degree/certificate-seeking undergraduate students who received grant or scholarship aid during the financial aid reporting period
3. Living arrangement information for full-time, first-time degree/certificate-seeking undergraduate students who received Title IV federal student aid during the financial aid reporting period
4. Income levels for full-time, first-time degree/certificate-seeking undergraduate students who received Title IV federal student aid during the financial aid reporting period

About the Data

Five different types of data appear in this component. There are data:

- That institutions provide from their own financial aid records.
- That are prior year data, shown in red, which can be used as a comparison with the current year's data being reported.
- That are carried forward from one part of the Institutional Characteristics component to another part in the Student Financial Aid component. The Institutional Characteristics component is completed by the institution in Fall 2010.
- That are carried forward from one part of the Student Financial Aid component to another part to ensure that the data are internally consistent.
- That are calculated from the other data elements.

In the latter two cases, the data provider is requested to check that the data that are carried forward and calculated are consistent with the data found in the institution's underlying financial aid records. If the data carried forward or calculated are not consistent with the institution's records, then an error in data entry may have occurred.

Context Boxes

Context boxes throughout the component allow institutions to provide more information regarding reported data. Note that some context boxes are posted on the U.S. Department of Education's College Navigator website. NCES will review entries in these context boxes for applicability and appropriateness before posting them on College Navigator. However, institutions should ensure that entries in these context boxes are free from grammatical and spelling errors and are written to be understood by students and parents.

Interactive Edits

This component contains interactive edits that will check for blank fields, invalid values, or values that fall outside expected ranges. Some error messages will require you to confirm or explain the values that you entered. Some error messages are fatal and will require you to contact the IPEDS Help Desk (1-877-225-2568 or ipedshelp@rti.org) for resolution.

Coverage

Reporting Period

The data reported for this component should be for the **2009–10 full financial aid year**. The full financial aid year is the academic year 2009–10.

Student Cohort

The student cohort covered by this component includes undergraduate students enrolled as of October 15, 2009 or as of the institution's official fall reporting date.

Types of Financial Aid that Should Be Reported

The following types of financial aid should be reported in this component:

- **Federal grants (grants/educational assistance funds):** Grants provided by federal agencies such as the U.S. Department of Education, including Title IV federal student aid grants such as Pell grants, Federal Supplemental Educational Opportunity Grants (FSEOGs), Academic Competitiveness Grants (ACGs), National Science and Mathematics Access to Retain Talent (National SMART) Grants, and Teacher Education Assistance for College and Higher Education (TEACH) Grants. Also include need-based and merit-based educational assistance funds and training vouchers provided from other federal agencies and/or federally-sponsored educational benefits programs, including the U.S. Department of Veterans Affairs, U.S. Department of Labor, and other federal agencies.
- **State/local government grants (grants/scholarships/waivers):** Grants that were provided by your state such as Leveraging Educational Assistance Partnerships (LEAP) (formerly SIGs) and Robert C. Byrd Honors Scholarships. Also include merit scholarships that were provided by your state and tuition and fee waivers for which your institution was reimbursed by a state agency. Local grants include any local government grants, scholarships or gift-aid awarded directly to the student.
- **Institutional grants:** Scholarships and fellowships granted and funded by the institution and/or individual departments within the institution (and are limited to students attending your institution). Also include scholarships targeted to certain individuals (e.g., based on state of residence or major) for which the institution designates the recipient; athletic scholarships; and the like. This is not intended to include Federal Work Study.
- **Private grants or scholarships:** These may include scholarships or grants to students that are paid by an outside organization but are directed through the institution's financial aid office (e.g., Rotary Club Scholarship).
- **Loans to students:** Monies that must be repaid to the lending institution for which the student is the designated borrower. Include all Title IV federal student loan aid such as Federal Perkins Loans, Subsidized Direct or FFEL Stafford Loans, and Unsubsidized Director or FFEL Stafford Loans. Also include all institutionally- and privately-sponsored loans. Please do not include PLUS and other loans made directly to parents.

Note that different parts of the SFA component ask for different types of financial aid to be reported. Please review the instructions and the screens carefully to ensure that you are reporting the correct types of financial aid in the appropriate parts.

What to Include

The institution's financial aid system should be the beginning basis for reporting to this IPEDS survey component.

For student counts, an unduplicated count should be given **within** a given aid category (e.g., Pell grants). However, a student can appear in more than one aid category.

For total aid amounts, report to the nearest whole dollar and omit cents.

Throughout these instructions the word "received" refers to financial aid that was awarded to, and accepted by, a student. This amount may differ from the aid amount that is disbursed to a student. For example, a student may accept aid that was awarded by the institution but then leave the institution prior to the aid being disbursed. In this case, because the student accepted the aid, please include this aid to the student in your report, even though the amount of aid was NOT actually disbursed to the student.

Institutions need to report aid on this component such that their net price calculations shown on College Navigator and used for the College Affordability lists is a reflection of what students actually pay.

What NOT to Include

Do not report any amounts for the following students: students who were **only** graduate students at the institution during the reporting period; students who were enrolled **exclusively** in courses not creditable toward a certificate/degree; students who were enrolled **exclusively** in Continuing Education Units (CEUs); or students who were **exclusively** auditing classes.

Do not report Federal Work Study amounts into any total aid amounts.

Do not report federal loans that are made to someone other than the student into any total aid amounts (e.g., PLUS loans made to the parent of a student).

Where to Get Help

IPEDS Help Desk

Phone: 1-877-225-2568

Email: ipedshelp@rti.org

Association for Institutional Research Website

The [Association for Institutional Research website](#) contains several tutorials on IPEDS data collection, a self-paced webinar on how to complete the SFA component of IPEDS, and other valuable resources.

IPEDS Resources Page

The [IPEDS Resources Page](#) contains frequently asked questions, a link to the IPEDS glossary, an archive of survey instruments, and other relevant information.

Where the Data Will Appear

Data collected through IPEDS will be accessible to the public at the institution- and aggregate-levels.

At the institution level, data will appear in:

- [College Navigator Website](#)
- [IPEDS Data Center](#)
- [IPEDS Data Feedback Reports](#)

At the aggregate level, data will appear in:

- [IPEDS First Looks](#)
- [IPEDS Table Library](#)
- [IPEDS Data Feedback Reports](#)
- [The Digest of Education Statistics](#)
- [The Condition of Education](#)

Detailed Instructions

This section provides line-by-line instructions for each part of the Student Financial Aid component.

Part A - Establish Your Groups

Part A establishes the number of students in various groups. Note that the numbers on this screen will be carried forward to other parts of the Student Financial Aid component.

In the fields provided, report the number of students in each of the following groups:

01. Group 1

All undergraduates enrolled in Fall 2009. Report the number of undergraduate students (full-time plus part-time; degree/certificate-seeking plus all others) who were enrolled as of October 15, 2009 or institution's official fall reporting date. This number will be preloaded from your institution's 2009–10 IPEDS Fall Enrollment component, but it may be modified. If you have questions about the value that has been preloaded in this field, please contact your institution's IPEDS Keyholder.

02. Group 2

Of those in Group 1, those who are full-time, first-time degree/certificate-seeking. Report the number of students who are full-time, first-time degree/certificate-seeking undergraduates.

02a. Of those in Group 2, those who received any Federal Work Study, loans to students, or grant or scholarship aid from the federal government, state/local government, the institution, or other sources known to the institution.

Report the number of students who received any Federal Work Study, government and/or private loans to students, or grant or scholarship aid from the federal government, state/local government, the institution, or other sources known to the institution. Also include students in this count who only received private grant aid (e.g., Rotary Club Scholarship). Note that the students reported in Line 02a are not defined as a particular group because no additional financial aid information will be collected about these students.

02b. **NEW!** Of those in Group 2, those who received any loans to students or grant or scholarship aid from the federal government, state/local government, or the institution.

Report the number of students who received any government and/or private loans to students, or grant or scholarship aid from the federal government, state/local government, or the institution. Do not include students in this count who only received aid from other sources known to the institution.

03. Group 3

Of those in Group 2, those who received grant or scholarship aid from the federal government, state/local government, or the institution. Exclude other sources of grants.

Report students who received grant or scholarship aid from the federal government, state/local government, or the institution. Do not include students in this count who only received aid from other sources. This group is defined by HEOA as a group for which net price must be calculated. This calculation will be shown in Part F.

04. Group 4

Of those in Group 2, those who received Title IV federal student aid.

Report students who received any type of Title IV federal student aid. Title IV federal student aid includes grant aid, work study aid, and loan aid such as:

- Grant aid: Federal Pell Grant, Federal Supplemental Educational Opportunity Grant (FSEOG), Academic Competitiveness Grant (ACG), National Science and Mathematics Access to Retain Talent Grant (National SMART Grant), Teacher Education Assistance for College and Higher Education (TEACH) Grant
- Federal Work Study
- Loan aid: Federal Perkins Loan, Subsidized Direct or FFEL Stafford Loan, and Unsubsidized Direct or FFEL Stafford Loan

Note that students in this group may also receive non-Title IV aid. This group is defined by HEOA as a group for which net price must be calculated. This calculation will be shown in Part G.

Part B - Enter Financial Aid about Group 1

This part is intended to collect information about the number of, and total amounts of aid received by, **Group 1** students by different aid types.

Group 1 students are all undergraduates enrolled in Fall 2009.

For this part, report:

- Financial aid received by Group 1 students from all sources: the federal government, state/local government, the institution, and other sources known to the institution
- Financial aid received by Group 1 students at any time during the full aid year (academic year 2009–10)

Data carried forward from Part A include the following:

Group 1

All undergraduates enrolled in Fall 2009

This number is carried forward from Part A, Line 01.

In the fields provided, report the number of Group 1 students and the total amount of aid received by these students for each type of aid.

01. Grant or scholarship aid received from the federal government, state/local government, the institution, and other sources known to the institution

Column 1. Report the number of students in Group 1 receiving grant or scholarship aid from the federal government, state/local government, the institution, and other sources known to the institution.

Column 2. The percentage of students in Group 1 receiving grant or scholarship aid is calculated for you.

Column 3. Report the total dollar amount of grant or scholarship aid from the federal government, state/local government, the institution, and other sources known to the institution received by students in Group 1.

Column 4. The average amount of grant or scholarship aid received by students in Group 1 is calculated for you.

02. Pell grants

Column 1. Report the number of students in Group 1 receiving Pell grants. Do not include any other type of federal grant aid (e.g., Academic Competitiveness Grants).

Column 2. The percentage of students in Group 1 receiving Pell grants is calculated for you.

Column 3. Report the total dollar amount of Pell grants received by students in Group 1. Do not include any other type of federal grant aid (e.g., Academic Competitiveness Grants).

Column 4. The average amount of Pell grants received by students in Group 1 is calculated for you.

03. Federal student loans

Column 1. Report the number of students in Group 1 receiving federal loans that have been made to students. Do not include any other type of federal loans (e.g., PLUS loans, which are made to the parent of a student).

Column 2. The percentage of students in Group 1 receiving federal student loans is calculated for you.

Column 3. Report the total dollar amount of federal student loans received by students in Group 1. Do not include any other type of federal loans (e.g., PLUS loans, which are made to the parent of a student).

Column 4. The average amount of federal student loans received by students in Group 1 is calculated for you.

Part C - Enter Financial Aid about Group 2, Page 1

This part is intended to calculate percentages. No data need to be entered on this screen.

Data carried forward from Part A include the following:

01. Group 1

All undergraduate students enrolled in Fall 2009

This number is carried forward from Part A, Line 01.

02. Group 2

Full-time, first-time degree/certificate-seeking undergraduates enrolled in Fall 2009

This number is carried forward from Part A, Line 02.

02a. Of those in Group 2, those who received any Federal Work Study, loans to students, or grant or scholarship aid from the federal government, state/local government, the institution, or other sources known to the institution

This number is carried forward from Part A, Line 02a.

Context Box. You may use the context box to provide context for the data you reported above. Note that this context box will be posted on College Navigator, so text should be written to be understood by students and parents.

Part C - Enter Financial Aid about Group 2, Page 2

This part is intended to collect information about the number of, and total amounts of aid received by, **Group 2** students by different aid types.

Group 2 students are all full-time, first-time degree/certificate-seeking undergraduate students enrolled in Fall 2009.

For this part, report:

- Unduplicated student counts **within** a given aid category (e.g., Pell grants). However, a student can appear in more than one aid category.

- Only grant or scholarship aid received by **Group 2** students from the federal government, state/local government, and from your institution. Do not include grant or scholarship aid from private or other sources (e.g., Rotary Club Scholarship).
- Loans to **Group 2** students from the federal government and from other sources (including private loans). Do not include PLUS loans (which are made to the parent of the student).
- Financial aid received by **Group 2** students at any time during the full aid year (academic year 2009-10).

Note: Two aid categories in this section are further disaggregated into subcategories. Because students may receive more than one type of aid, the sum of the values you enter in the subcategories will not necessarily equal the value you enter in the aid category. However, the total number of students reported for the aid category cannot exceed the sum of subcategories. (For example, the number of students receiving federal grants cannot exceed the sum of the number of students receiving Pell grants and the number receiving other federal grants). In addition, the total number of students reported for an aid category must be at least as large as the largest of those reported in a subcategory.

Data carried forward from Part A include the following:

Group 2

Full-time, first-time degree/certificate-seeking undergraduates enrolled in Fall 2009

This number is carried forward from Part A, Line 02.

Of those in Group 2, those who received any loans to students or grant or scholarship aid from the federal government, state/local government, or the institution

This number is carried forward from Part A, Line 02b.

In the fields provided, report the number of Group 2 students and the total amount of aid received by these students for each type of aid.

01. Grants or scholarships from the federal government, state/local government, or the institution

Column 1. Report the number of students in Group 2 receiving one or more grants or scholarships from the federal government, state/local government, or the institution. If a student appears in more than one type of aid category in Lines 02 through 04, that student should only be counted once for Line 01. Do not include students who **only** received grants or scholarships from private sources (e.g., Rotary Club Scholarship).

Column 2. The percentage of students in Group 2 receiving one or more grants or scholarships from the federal government, state/local government, or the institution will be calculated for you.

Column 3. The total dollar amount for Line 01 will be calculated for you. This value is calculated using the following formula: [(Line 02, Column 3) + (Line 03, Column 3) + (Line 04, Column 3)].

Column 4. The average amount of grants or scholarships from the federal government, state/local government, or the institution received by students in Group 2 will be calculated for you.

02. Federal grants

This aid category is also disaggregated into the following two subcategories: Pell grants and other federal grants.

Column 1. Report the number of students in Group 2 receiving one or more grants from the federal government. This includes Pell grants and other federal grants. If a student appears in more than one type of aid category in Lines 02a or 02b, that student should only be counted once for Line 02. **Note that this number should be at least as large as the largest number reported in Line 02a, Column 1 or Line 02b, Column 1. In addition, this number cannot exceed the sum of [(Line 02a, Column 1) + (Line 02b, Column 1)].**

Column 2. The percentage of students in Group 2 receiving one or more grants from the federal government will be calculated for you.

Column 3. The total dollar amount for Line 02 will be calculated for you. This value is calculated using the following formula: [(Line 02a, Column 3) + (Line 02b, Column 3)].

Column 4. The average amount of grants from the federal government received by students in Group 2 will be calculated for you.

02a. Pell grants

Column 1. Report the number of students in Group 2 receiving a Pell grant.

Column 2. The percentage of students in Group 2 receiving a Pell grant will be calculated for you.

Column 3. Report the total dollar amount of all Pell grants received by students in Group 2.

Column 4. The average amount of Pell grants received by students in Group 2 will be calculated for you.

02b. Other federal grants

Column 1. Report the number of students in Group 2 receiving other federal grants. Other federal grants include Title IV grant aid **other than a Pell grant**.

Column 2. The percentage of students in Group 2 receiving other federal grants will be calculated for you.

Column 3. Report the total dollar amount of all other federal grants received by students in Group 2.

Column 4. The average amount of other federal grants received by students in Group 2 will be calculated for you.

03. State/local government grants or scholarships

Column 1. Report the number of students in Group 2 receiving grant or scholarship aid from a state/local government. This includes grants, scholarships, or waivers funded by a state or local government. Do not include any other types of grants.

Column 2. The percentage of students in Group 2 receiving grants or scholarships from a state/local government will be calculated for you.

Column 3. Report the total dollar amount of all grants or scholarships from a state/local government received by students in Group 2.

Column 4. The average amount of grants or scholarships from a state/local government received by students in Group 2 will be calculated for you.

04. Institutional grants or scholarships

Column 1. Report the number of students in Group 2 receiving grant or scholarship aid from the institution. This includes grants, scholarships, or fellowships funded by the institution. Do not include any other types of grants.

Column 2. The percentage of students in Group 2 receiving grants or scholarships from the institution will be calculated for you.

Column 3. Report the total dollar amount of all grants or scholarships from the institution received by students in Group 2.

Column 4. The average amount of grants or scholarships from the institution received by students in Group 2 will be calculated for you.

05. Loans to students

This aid category is disaggregated into the following two subcategories: federal loans and other loans.

Column 1. Report the number of students in Group 2 receiving one or more loans to students. This includes loans from the federal government and from other sources (including private lenders). If a student appears in more than one type of loan category in Lines 05a or 05b, that student should only be counted once for Line 05. **Note that this number should be at least as large as the largest number reported in Line 05a, Column 1 or Line 05b, Column 1. In addition, this number cannot exceed the sum of [(Line 05a, Column 1) + (Line 05b, Column 1)].**

Column 2. The percentage of students in Group 2 receiving one or more loans to students will be calculated for you.

Column 3. The total dollar amount for Line 05 will be calculated for you. This value is calculated using the following formula: [(Line 05a, Column 3) + (Line 05b, Column 3)].

Column 4. The average amount of loans to students received by students in Group 2 will be calculated for you.

05a. Federal loans

Column 1. Report the number of students in Group 2 receiving one or more loans to students from the federal government. Do not include loans to others (e.g., PLUS loans to parents) and do not include any other type of grant or loan aid.

Column 2. The percentage of students in Group 2 receiving one or more loans to students from the federal government will be calculated for you.

Column 3. Report the total dollar amount of all loans to students from the federal government received by students in Group 2.

Column 4. The average amount of loans to students from the federal government received by students in Group 2 will be calculated for you.

05b. Other loans

Column 1. Report the number of students in Group 2 receiving one or more loans to students from sources **other than the federal government**. This includes private loans to students. Do not include loans to others (e.g., loans to parents).

Column 2. The percentage of students in Group 2 receiving one or more loans to students from sources other than the federal government will be calculated for you.

Column 3. Report the total dollar amount of all loans to students from sources other than the federal government received by students in Group 2.

Column 4. The average amount of loans to students from sources other than the federal government received by students in Group 2 will be calculated for you.

Context Box. You may use the context box to provide context for the data you reported above. For example, institutions may report in the context box other sources of private aid not included in the categories above (e.g., Rotary Club Scholarship). Note that this context box will be posted on College Navigator, so text should be written to be understood by students and parents.

Part D - Enter Financial Aid about Group 3

This part is intended to collect information used to estimate the average net price for **Group 3** students in Part F.

Group 3 students are all full-time, first-time degree/certificate-seeking undergraduate students enrolled in Fall 2009 who received grant or scholarship aid from the federal government, state/local government, or the institution. Students who received only grant or scholarship aid from private or other sources, or students who received only non-grant aid should not be included in this group.

For this part, report:

- Only grant or scholarship aid received by **Group 3** students from the federal government, state/local government, and from your institution. Do not include grant or scholarship aid from private or other sources (e.g., Rotary Club Scholarship).
- Financial aid received by **Group 3** students at any time during the full aid year (academic year 2009–10).

The information you report in this part will be used in Part F to calculate institutional net price.

Note: In this part, you will be asked to report living arrangement information for students in Group 3. The living arrangement categories used in this component are the same categories used to describe living arrangements for Federal Student Aid purposes. Students indicate their intended living arrangement on the Free Application for Federal Student Aid (FAFSA).

Institutions should use the most recently available information regarding student living arrangement.

For example, a student may have indicated on her or his FAFSA or an institutional financial aid application that she or he planned to live at home with family. But when the student enrolled she or he decided to live on campus. Although the student may not have modified the FAFSA to reflect the updated living arrangement, the institution may have more recent information in its financial aid system indicating that the student lived on campus according to the most recent aid package for that student during the financial aid year. In this case, the institution should classify this student as an on-campus student.

A student should be counted in only one category—the one that the institution used most recently to develop or modify that student’s financial aid package. If a student in this group did not complete the FAFSA, that student may appear as having an unknown living arrangement in Line 02d. However, if the institution knows the living arrangement for the student, then the student should be reported in the appropriate category.

Data carried forward from Part A include the following:

Group 2

Full-time, first-time degree/certificate-seeking undergraduates enrolled in Fall 2009

This number is carried forward from Part A, Line 02.

01. Group 3

Of those in Group 2, those who received grant or scholarship aid from the federal government, state/local government, or the institution. Exclude other sources of grants.

This number is carried forward from Part A, Line 03.

In the fields provided, report the number of Group 3 students with each type of living arrangement and the total amount of grant or scholarship aid from the federal government, state/local government, or the institution received by these students.

02. Report the number of Group 3 students with the following living arrangements.

02a. On-campus. Report the number of students in Group 3 that lived on-campus.

02b. Off-campus (with family). Report the number of students in Group 3 that lived off-campus with family.

02c. Off-campus (not with family). Report the number of students in Group 3 that lived off-campus not with family.

02d. Unknown (calculated). This value is calculated using the following formula: [Line 01 – (Line 02a + Line 02b + Line 02c)]. Note that this number should be a small percentage of the total number of students in a given year because institutions should have this information available for all students that completed the FAFSA as well as other information they have in their financial aid data systems.

03. Total grant or scholarship aid from the federal government, state/local government, or the institution received by Group 3 students. Exclude other sources of aid.

Report the total dollar amount of grants and scholarship aid from the federal government, state/local government, or the institution received by students in Group 3. Exclude grant or scholarship aid from private sources (e.g., Rotary Club Scholarship). Exclude all loan aid.

04. Average total grant or scholarship aid from the federal government, state/local government, or the institution received by Group 3 students (calculated).

The average total grant or scholarship aid from the federal government, state/local government, or the institution received by Group 3 students will be calculated for you. This amount will be used in Part F to calculate net price.

Context Box. You may use the context box to provide context for the data you reported above. Note that this context box will be posted on College Navigator, so text should be written to be understood by students and parents.

Part E - Enter Financial Aid about Group 4

This part is intended to collect information used to estimate the average net price for **Group 4** students in Part G.

Group 4 students are full-time, first-time degree/certificate-seeking undergraduates enrolled in Fall 2009 who received Title IV federal student aid, including federal grants or federal student loans.

Title IV federal student aid includes the following:

- Federal Pell Grant, Federal Supplemental Educational Opportunity Grant (FSEOG), Academic Competitiveness Grant (ACG), National Science and Mathematics Access to Retain Talent Grant (National SMART Grant), Teacher Education Assistance for College and Higher Education (TEACH) Grant
- Federal Work Study
- Federal Perkins Loan, Subsidized Direct or FFEL Stafford Loan, and Unsubsidized Direct or FFEL Stafford Loan

For this part, report:

- Dollar amounts for grants and scholarships from the federal government, state/local government, or the institution received by **Group 4** students. Do not include grants or scholarships from private or other sources (e.g., Rotary Club Scholarships) and do not include loan dollar amounts.
- Financial aid received by **Group 4** students at any time during the full aid year (academic year 2009–10).

The information you report in this part will be used in Part G to calculate institutional net price by income level.

Notes:

In this part, you will be asked to report living arrangement information for students in Group 4. The living arrangement categories used in this component are the same categories used to describe living arrangements for Federal Student Aid purposes. Students indicate their intended living arrangement on the Free Application for Federal Student Aid (FAFSA).

Institutions should use the most recently available information regarding student living arrangement. For example, a student may have indicated on her or his FAFSA or an institutional financial aid application that she or he planned to live at home with family. But when the student enrolled she or he decided to live on campus. Although the student may not have modified the FAFSA to reflect the updated living arrangement, the institution may have more recent information in its financial aid system indicating that the student lived on campus according to the most recent aid package for that student during the financial aid year. In this case, the institution should classify this student as an on-campus student.

A student should be counted in only one category—the one that the institution used most recently to develop or modify that student’s financial aid package. If a student in this group did not complete the FAFSA, that student may appear as having an unknown living arrangement in Line 02d. However, if the institution knows the living arrangement for the student, then the student should be reported in the appropriate category.

In this part, you will also be asked to report the number of students in Group 4 and the total amount of grant or scholarship aid they received by income level. To determine the income level of the student, use the income that was used by the institution's financial aid office to determine the student's Expected Family Contribution (EFC). For dependent students this will include the parents' income and the student's income. For independent students this will include the student's income.

Data carried forward from Part A include the following:

01. Group 4

Of those in Group 2, those who received Title IV federal student aid.

This number is carried forward from Part A, Line 04.

In the fields provided, report the number of Group 4 students with each type of living arrangement.

02. Report the number of Group 4 students with the following living arrangements.

02a. On-campus. Report the number of students in Group 4 that lived on-campus.

02b. Off-campus (with family). Report the number of students in Group 4 that lived off-campus with family.

02c. Off-campus (not with family). Report the number of students in Group 4 that lived off-campus not with family.

02d. Unknown (calculated). This value is calculated using the following formula: [Line 01 – (Line 02a + Line 02b + Line 02c)]. Note that this number should be a small percentage of the total number of students in a given year because institutions should have this information available for all students that completed the FAFSA as well as other information they have in their financial aid data systems.

In the fields provided, report the number of Group 4 students and the total amount of grant or scholarship aid from the federal government, state/local government, or the institution received by these students by income level.

03. Income level

Data about the number of students in Group 4 and the total amount of grant or scholarship aid they received are requested by income level.

\$0 – 30,000 **Column 1.** Report the number of students in Group 4 in this income level receiving any Title IV federal student aid.

Column 2. Report the total amount of grant or scholarship aid from the federal government, state/local government, or the institution received by students in Group 4 in this income level.

Column 3. The average dollar amount of grant or scholarship aid from the federal government, state/local government, or the institution received by students in Group 4 in this income level will be calculated for you.

\$30,001 – 48,000 **Column 1.** Report the number of students in Group 4 in this income level receiving any Title IV federal student aid.

Column 2. Report the total amount of grant or scholarship aid from the federal government, state/local government, or the institution received by students in Group 4 in this income level.

Column 3. The average dollar amount of grant or scholarship aid from the federal government, state/local government, or the institution received by students in Group 4 in this income level will be calculated for you.

\$30,001 – 48,000 **Column 1.** Report the number of students in Group 4 in this income level receiving any Title IV federal student aid.

Column 2. Report the total amount of grant or scholarship aid from the federal government, state/local government, or the institution received by students in Group 4 in this income level.

Column 3. The average dollar amount of grant or scholarship aid from the federal government, state/local government, or the institution received by students in Group 4 in this income level will be calculated for you.

\$48,001 – 75,000 **Column 1.** Report the number of students in Group 4 in this income level receiving any Title IV federal student aid.

Column 2. Report the total amount of grant or scholarship aid from the federal government, state/local government, or the institution received by students in Group 4 in this income level.

Column 3. The average dollar amount of grant or scholarship aid from the federal government, state/local government, or the institution received by students in Group 4 in this income level will be calculated for you.

\$75,001 – 110,000 **Column 1.** Report the number of students in Group 4 in this income level receiving any Title IV federal student aid.

Column 2. Report the total amount of grant or scholarship aid from the federal government, state/local government, or the institution received by students in Group 4 in this income level.

Column 3. The average dollar amount of grant or scholarship aid from the federal government, state/local government, or the institution received by students in Group 4 in this income level will be calculated for you.

\$110,001 and more **Column 1.** Report the number of students in Group 4 in this income level receiving any Title IV federal student aid.

Column 2. Report the total amount of grant or scholarship aid from the federal government, state/local government, or the institution received by students in Group 4 in this income level.

Column 3. The average dollar amount of grant or scholarship aid from the federal government, state/local government, or the institution received by students in Group 4 in this income level will be calculated for you.

Total all income levels **Column 1.** The total number of students in Group 4 receiving any Title IV federal student aid will be calculated for you.

Column 2. The total amount of grant or scholarship aid from the federal government, state/local government, or the institution received by students in Group 4 will be calculated for you.

Column 3. The average dollar amount of grant or scholarship aid from the federal government, state/local government, or the institution received by students in Group 4 will be calculated for you.

Context Box. You may use the context box to provide context for the data you reported above. Note that this context box will be posted on College Navigator, so text should be written to be understood by students and parents.

Part F - Net Price Calculation for Group 3

This part is intended to summarize the information used to estimate the average net price for **Group 3** students.

Group 3 students are all full-time, first-time degree/certificate-seeking undergraduate students enrolled in Fall 2009 who received grant or scholarship aid from the federal government, state/local government, or the institution.

As required by the HEOA, the average net price for Group 3 students will be posted on College Navigator. **In addition, the average net price calculated for this group will be used in the U.S. Department of Education's College Affordability and Transparency Lists.**

Institutions need to report aid on this component such that their net price calculations shown on College Navigator and used for the College Affordability lists is a reflection of what students actually pay.

The components used to estimate the average net price include the average total cost of attendance and the average total grant or scholarship aid. The total cost of attendance is the sum of published tuition and required fees (Line 01), books and supplies (Line 02) and the weighted average by living arrangement for room and board and other expenses (Line 05).

The source or calculation for each line is described here.

01. Published tuition and required fees

The published tuition and require fees are carried forward from data that your institution reported on the Institutional Characteristics component of IPEDS in Fall 2010. If you did not enter this information and have questions about the values entered here, contact your institution's IPEDS Keyholder, usually in your Office of Institutional Research or the Office of the Registrar.

02. Books and supplies

The cost for books and supplies are carried forward from data that your institution reported on the Institutional Characteristics component in Fall 2010. If you did not enter this information and have questions about the values entered here, contact your institution's IPEDS Keyholder, usually in your Office of Institutional Research or the Office of the Registrar.

03. Room and board and other expenses by living arrangement

The cost for room and board and other expenses by living arrangement are carried forward from data that your institution reported on the Institutional Characteristics component in Fall 2010. If you did not enter this information and have questions about the values entered here, contact your institution's IPEDS Keyholder, usually in your Office of Institutional Research or the Office of the Registrar.

04. Number of Group 3 by living arrangement

These numbers are carried forward from Part D, Lines 02a through 02d.

05. Weighted average by living arrangement (excluding unknown values) for room and board and other expenses

This value is generated by determining the average room and board and other expenses (Lines 03a through 03c) weighted by student living arrangement (excluding students in the unknown category). This value is calculated using the following formula:

$$\text{Line 05} = [(\text{Line 03a} * (\text{Line 04a} / (\text{Line 04a} + \text{Line 04b} + \text{Line 04c})))] + [\text{Line 03b} * (\text{Line 04b} / (\text{Line 04a} + \text{Line 04b} + \text{Line 04c}))] + [\text{Line 03c} * (\text{Line 04c} / (\text{Line 04a} + \text{Line 04b} + \text{Line 04c}))]$$

06. Total cost of attendance

This value is calculated using the following formula: Line 01 + Line 02 + Line 05.

07. Average total grant or scholarship aid from the federal government, state/local government, or the institution received by Group 3 students

This value is carried forward from Part D, Line 04.

08. Average net price for Group 3 students

Average net price for full-time, first-time degree/certificate-seeking undergraduate students enrolled in Fall 2009 who received grant or scholarship aid from the federal government, state/local government, or the institution (calculated). This value is calculated using the following formula: Line 06 – Line 07. The average net price for Group 3 students will be posted on College Navigator.

Context Box. You may use the context box to provide context for the data reported above. Note that this context box will be posted on College Navigator, so text should be written to be understood by students and parents.

Part G - Net Price Calculation for Group 4

This part is intended to summarize the information used to estimate the average net price for **Group 4** students.

Group 4 students are all full-time, first-time degree/certificate-seeking undergraduate students enrolled in Fall 2009 who received Title IV federal student aid.

As required by the HEOA, the average net price for Group 4 students will be posted on College Navigator.

Institutions need to report aid on this component such that their net price calculations shown on College Navigator and used for the College Affordability lists is a reflection of what students actually pay.

The components used to estimate the average net price include the average total cost of attendance and the average total grant or scholarship aid. The total cost of attendance is the sum of published tuition and required fees (Line 01), books and supplies (Line 02) and the weighted average by living arrangement for room and board and other expenses (Line 05).

The source or calculation for each line is described here.

01. Published tuition and required fees

The published tuition and require fees are carried forward from data that your institution reported on the Institutional Characteristics component of IPEDS in Fall 2010. If you did not enter this information and have questions about the values entered here, contact your institution's IPEDS Keyholder, usually in your Office of Institutional Research or the Office of the Registrar.

02. Books and supplies

The cost for books and supplies are carried forward from data that your institution reported on the Institutional Characteristics component in Fall 2010. If you did not enter this information and have questions about the values entered here, contact your institution's IPEDS Keyholder, usually in your Office of Institutional Research or the Office of the Registrar.

03. Room and board and other expenses by living arrangement

The cost for room and board and other expenses by living arrangement are carried forward from data that your institution reported on the Institutional Characteristics component in Fall 2010. If you did not enter this information and have questions about the values entered here, contact your institution's IPEDS Keyholder, usually in your Office of Institutional Research or the Office of the Registrar.

04. Number of students in Group 4 by living arrangement

These numbers are carried forward from Part E, Lines 02a through 02d.

05. Weighted average by living arrangement (excluding unknown values) for room and board and other expenses.

This value is generated by determining the average room and board and other expenses (Lines 03a through 03c) weighted by student living arrangement (excluding students in the unknown category). This value is calculated using the following formula:

$$\text{Line 05} = [(\text{Line 03a} * (\text{Line 04a} / (\text{Line 04a} + \text{Line 04b} + \text{Line 04c})))] + [\text{Line 03b} * (\text{Line 04b} / (\text{Line 04a} + \text{Line 04b} + \text{Line 04c}))] + [\text{Line 03c} * (\text{Line 04c} / (\text{Line 04a} + \text{Line 04b} + \text{Line 04c}))]$$

06. Total cost of attendance

This value is calculated using the following formula: Line 01 + Line 02 + Line 05.

07. Average total grant or scholarship aid from the federal government, state/local government, or the institution received by Group 4 students

These values are carried forward from Part E, Line 03, Column 3 for each income level.

08. Average net price for Group 4 students

Average net price for full-time, first-time degree/certificate-seeking undergraduate students enrolled in Fall 2009 who received Title IV federal student aid (calculated). These values are calculated for each income level using the following formula: Line 06 – Line 07. The average net price for Group 4 students by income level will be posted on College Navigator.

Context Box. You may use the context box to provide context for the data reported above. Note that this context box will be posted on College Navigator, so text should be written to be understood by students and parents.

Term	Definition
Aid received	For the purposes of the IPEDS Student Financial Aid (SFA) component, aid received refers to financial aid that was awarded to, and accepted by, a student. This amount may differ from the aid amount that is disbursed to a student. For example, a student may accept aid that was awarded by the institution but then leave the institution prior to the aid being disbursed. In this case, because the student accepted the aid, the aid would be reported to IPEDS, even though it was NOT actually disbursed to the student.
Federal grants (grants/educational assistance funds)	Grants provided by federal agencies such as the U.S. Department of Education, including Title IV Pell Grants and Supplemental Educational Opportunity Grants (SEOG). Also includes need-based and merit-based educational assistance funds and training vouchers provided from other federal agencies and/or federally-sponsored educational benefits programs, including the Veteran's Administration, Department of Labor, and other federal agencies. (Used for reporting on the Student Financial Aid component)
Fellowships	These are grants-in-aid and trainee stipends to graduate students. Fellowships do not include funds for which services to the institution must be rendered, such as payments for teaching, or loans.
Financial aid	Federal Work Study, grants, loans to students (government and/or private), assistantships, scholarships, fellowships, tuition waivers, tuition discounts, veteran's benefits, employer aid (tuition reimbursement) and other monies (other than from relatives/friends) provided to students to meet expenses. This excludes loans to parents.
First-time student (undergraduate)	A student who has no prior postsecondary experience (except as noted below) attending any institution for the first time at the undergraduate level. This includes students enrolled in academic or occupational programs. It also includes students enrolled in the fall term who attended college for the first time in the prior summer term, and students who entered with advanced standing (college credits earned before graduation from high school).
Full aid year	For the purposes of the IPEDS Student Financial Aid (SFA) component, full aid year refers to either the academic year (for academic reporters) or the period between September 1 and August 31 (for program reporters).
Full-time student	Undergraduate—A student enrolled for 12 or more semester credits, or 12 or more quarter credits, or 24 or more contact hours a week each term. Graduate—A student enrolled for 9 or more semester credits, or 9 or more quarter credits, or a student involved in thesis or dissertation preparation that is considered full time by the institution. Doctor's degree - Professional practice — As defined by the institution.
Institutional grants	Scholarships and fellowships granted and funded by the institution and/or individual departments within the institution, (i.e., instruction, research, public service) that may contribute indirectly to the enhancement of these programs. Includes scholarships targeted to certain individuals (e.g., based on state of residence, major field of study, athletic team participation) for which the institution designates the recipient.
Loans to students	Any monies that must be repaid to the lending institution for which the student is the designated borrower. Includes all Title IV subsidized and unsubsidized loans and all institutionally- and privately-sponsored loans. Does not include PLUS and other loans made directly to parents.
Off-campus (not with family)	A living arrangement in which a student does not live with the student's parents or legal guardians in any housing facility that is not owned or controlled by the educational institution.
Off-campus (with family)	A living arrangement in which a student lives with the student's parents or legal guardians in any housing facility that is not owned or controlled by the educational institution.
On-campus housing	Any residence hall or housing facility owned or controlled by an institution within the same reasonably contiguous geographic area and used by the institution in direct support of or in a manner related to, the institution's educational purposes.
Scholarships	Grants-in-aid, trainee stipends, tuition and required fee waivers, prizes or other monetary awards given to undergraduate students.
State and local grants	Grant monies provided by the state such as Leveraging Educational Assistance Partnerships (LEAP) (formerly SSIG's); merit scholarships provided by the state; and tuition and fee waivers for which the institution was reimbursed by a state agency. Local government grants include scholarships or gift-aid awarded directly to the student. (Used for reporting Finance data for private for-profit institutions)

2010-11 Survey Materials

Student Financial Aid

date: 12/9/2010

FAQs

Click one of the following questions to view the answer.

General

- [1\) Which institutions are required to respond to the Student Financial Aid \(SFA\) survey?](#)
- [2\) What changes occurred for the SFA survey for the 2010-11 collection year?](#)

Student Counts

- [1\) For which groups of students do we have to report financial aid information?](#)
- [2\) What students are included in the count for full-time, first-time degree/certificate-seeking undergraduates?](#)

Financial Aid

- [1\) What types of financial aid should be reported?](#)
- [2\) What is the "full aid year" and how do I determine what financial aid to report?](#)
- [3\) What does "aid received" mean?](#)
- [4\) If a student receives more than one category of aid do I count him/her twice?](#)
- [5\) If a student receives two sub-categories of aid, do I count him/her twice when counting the number of students in the major aid category?](#)
- [6\) Can the percentage of students receiving aid be greater than 100% if a student receives more than one type of aid?](#)
- [7\) How do I get living arrangement information for students?](#)
- [8\) How do I get information about students' income categories?](#)
- [9\) What aid is included in Title IV aid?](#)
- [10\) When reporting grant aid information for Title IV aided students, what do I include?](#)
- [11\) Where do I report students who receive private scholarships?](#)
- [12\) Where should tuition and fee waivers be reported in Part C?](#)

Answers:

General

1) Which institutions are required to respond to the Student Financial Aid (SFA) survey?

All postsecondary institutions that enrolled undergraduate students anytime during the reporting period must complete the SFA survey.

For academic year reporters (institutions whose predominant calendar system is semester, trimester, quarter, or other academic-year calendar), the reporting period is academic year 2009-10.

For program reporters (institutions whose predominant calendar system differs by program or is on a continuous basis), the reporting period is the period between September 1, 2009 and August 31, 2010.

[Back to top](#)

2) What changes occurred for the SFA survey for the 2010-11 collection year?

For the 2010-11 collection year, there is one change in the SFA survey:

In Part A, institutions are asked to report in Line 02b the number of full-time, first-time degree/certificate-seeking undergraduate students who received any government and/or private loans to students or grant or scholarship aid from the federal government, state/local government, or the institution.

[Back to top](#)

Student Counts

1) For which groups of students do we have to report financial aid information?

Numbers of students and financial aid information is requested about:

- **Group 1.** All undergraduate students
- **Group 2.** Of the students in Group 1, those who are full-time, first-time degree/certificate-seeking students
- **Group 3.** Of the students in Group 2, those paying the in-state or in-district tuition rate who received grant or scholarship aid from the federal government, state/local government, or the institution
- **Group 4.** Of the students in Group 2, those paying the in-state or in-district tuition rate who received Title IV federal student aid

For public academic reporters, students in Groups 3 and 4 are those students who pay the in-state or in-district tuition rates.

[Back to top](#)

2) What students are included in the count for full-time, first-time degree/certificate-seeking undergraduates?

For **academic reporters**, include students attending your institution for the first time at the undergraduate level. Also include students enrolled in the fall term who attended college for the first time in the prior summer term, and students who entered with advanced standing (college credits earned before graduation from high school). This number should match the data reported on the IPEDS Fall Enrollment survey that your institution submitted in Fall 2010.

For **program reporters**, include students attending your institution for the first time at the undergraduate level anytime between September 1, 2009 and August 31, 2010. Also include students who entered with advanced standing (college credits earned before graduation from high school). This number should closely match the data reported on the IPEDS 12-month Enrollment survey that your institution submitted this year.

[Back to top](#)

Financial Aid

1) What types of financial aid should be reported?

The following types of financial aid should be reported in this component:

- **Federal grants (grants/educational assistance funds):** Grants provided by federal agencies such as the U.S. Department of Education, including Title IV federal student aid grants such as Pell grants, Federal Supplemental Educational Opportunity Grants (FSEOGs), Academic Competitiveness Grants (ACGs), National Science and Mathematics Access to Retain Talent (National SMART) Grants, and Teacher Education Assistance for College and Higher Education (TEACH) Grants. Also include need-based and merit-based educational assistance funds and training vouchers provided from other federal agencies and/or federally-sponsored educational benefits programs, including the U.S. Department of Veterans Affairs, U.S. Department of Labor, and other federal agencies.
- **State/local government grants (grants/scholarships/waivers):** Grants that were provided by your state such as Leveraging Educational Assistance Partnerships (LEAP) (formerly SSIGs) and Robert C. Byrd Honors Scholarships. Also include merit scholarships that were provided by your state and tuition and fee waivers for which your institution was reimbursed by a state agency. Local grants include any local government grants, scholarships or gift-aid awarded directly to the student.
- **Institutional grants:** Scholarships and fellowships granted and funded by the institution and/or individual departments within the institution (and are limited to students attending your institution). Also include scholarships targeted to certain individuals (e.g., based on state of residence or major) for which the institution designates the recipient; athletic scholarships; and the like. This is not intended to include Federal Work Study.
- **Private grants or scholarships:** These may include scholarships or grants to students that are paid by an outside organization but are directed through the institution's financial aid office (e.g., Rotary Club Scholarship).
- **Loans to students:** Monies that must be repaid to the lending institution for which the student is the designated borrower. Include all Title IV federal student loan aid such as Federal Perkins Loans, Subsidized Direct or FFEL Stafford Loans, and Unsubsidized Director or FFEL Stafford Loans. Also include all institutionally- and privately-sponsored loans. Please do not include PLUS and other loans made directly to parents.

Note that different parts of the SFA component ask for different types of financial aid to be reported. Please review the instructions and the survey screens carefully to ensure that you are reporting the correct types of financial aid in the appropriate parts.

[Back to top](#)

2) What is the "full aid year" and how do I determine what financial aid to report?

For **academic year reporters**, a full aid year refers to the full academic year for the institution.

To determine the financial aid amounts to report for a given group of students, first identify the students in that group (e.g., Group 2 students, full-time, first-time degree/certificate-seeking undergraduates enrolled in Fall 2009). Second, determine the financial aid that was awarded and accepted by these students anytime during the 2009-10 academic year.

For **program reporters**, a full aid year refers to a full 12-month period from September 1 to August 31.

To determine the financial aid amounts to report for a given group of students, first identify the students in that group (e.g., Group 2 students, full-time, first-time degree/certificate-seeking undergraduates enrolled anytime in the period September 1, 2009 to August 31, 2010). Second, determine the financial aid that was awarded and accepted by these students anytime during the period September 1, 2009 to August 31, 2010.

3) What does "aid received" mean?

Aid received refers to student financial aid that has been awarded to and accepted by the student. This amount may differ from the aid amount that is disbursed to a student.

For example, a student may accept aid that was awarded by the institution but then leave the institution prior to the aid being disbursed. In this case, because the student accepted the aid, please include this aid to the student in your report, even though the amount of aid was NOT actually disbursed to the student.

[Back to top](#)

4) If a student receives more than one category of aid do I count him/her twice?

Yes, students should be included in each category of aid that they receive. If a student receives federal and institutional aid, he/she should be counted under both types of aid.

[Back to top](#)

5) If a student receives two sub-categories of aid, do I count him/her twice when counting the number of students in the major aid category?

If a student is counted in any of the aid sub-categories, then count the student **once** for the major aid category.

For example, if a student received a Pell Grant and also received another type of Other Federal grants, then count that student once for the major category of Federal grants.

[Back to top](#)

6) Can the percentage of students receiving aid be greater than 100% if a student receives more than one type of aid?

No. Because each student who is receiving aid can only be counted once by type of aid, the percent cannot exceed 100%.

[Back to top](#)

7) How do I get living arrangement information for students?

Students indicate their intended living arrangement on the Free Application for Federal Student Aid (FAFSA) or an institutional financial aid application. If a student did not complete the FAFSA or an institutional financial aid application with living arrangement information, that student may appear as having an unknown living arrangement in Line 02d.

Institutions should use the most recently available information regarding student living arrangement.

[Back to top](#)

8) How do I get information about students' income categories?

To assign the income category of the student, use the income that was used by your financial aid office to determine the student's Expected Family Contribution (EFC). For dependent students this will include the parents' income and the student's income. For independent students this will include the student's income.

If your institution takes part in campus-based aid programs like SEOG, FWS, and Perkins Loans, then it might be easiest to tell your financial aid office that students should be put in income categories as they are done on FISAP. Institutions with campus-based aid programs must report annually to the Department of Education using the FISAP (Fiscal Operations Report and Application to Participate). Part of the FISAP includes income-related information. Even if your institution does not file FISAP, the instructions from it may be helpful. Here are instructions regarding fields 26-39 of the FISAP.

In these fields, determining the proper income category, or cell, for an eligible aid applicant depends on the income used to calculate that applicant's EFC for 2008-2009. That income was (or would have been, in the case of applicants who received no aid) the basis for any campus-based funds awarded to the applicant.

*Use the FISAP Total Income (FTI), one of the intermediate computed values on the Student Aid Record (SAR) or ISIR (Institutional Student Information Record), to determine the proper cell for each student. For dependent students, FTI is the sum of Total Income (TI) and Student's Total Income (STI). For independent students, the FTI will equal the TI. **Remember, extract this information only from the SARs/ISIRs of students who actually enrolled in your school.***

You might need to correct or adjust a student's income information and recalculate the EFC. If so, you must use that corrected or adjusted information when determining the proper income cell for a student. In such a case, to determine the income cell for a dependent student, you must use the student's and parents' base year incomes, as reported on the SAR/ISIR.

[Back to top](#)

9) What aid is included in Title IV aid?

Title IV aid to students includes grant aid, work study aid and loan aid. These are detailed here.

- Grant aid: Federal Pell Grant, Federal Supplemental Educational Opportunity Grant (FSEOG), Academic Competitiveness Grant (ACG), National Science and Mathematics Access to Retain Talent Grant (National SMART Grant), Teacher Education Assistance for College and Higher Education (TEACH) Grant.
- Federal Work-Study.
- Loan aid: Federal Perkins Loan, Subsidized Direct or FFEL Stafford Loan, and Unsubsidized Direct or FFEL Stafford Loan.

[Back to top](#)

10) When reporting grant aid information for Title IV aided students, what do I include?

Report the total dollar amount of grants and scholarship aid from federal, state or local governments, or institutional sources received by these students. Exclude grant or scholarship aid from private sources (e.g., Rotary Scholarship). Exclude all loan aid.

Note that the total dollar amount of grants and scholarships is NOT limited to Title IV aid.

[Back to top](#)

11) Where do I report students who receive private scholarships?

You may use the context box to provide context for the data reported. For example, institutions may report here other sources of private aid not included in component (e.g., Rotary Club Scholarship).

[Back to top](#)

12) Where should tuition and fee waivers be reported in Part C?

Tuition and fee waivers for which your institution was reimbursed by a state agency should be reported in state/local government grants.

Tuition and fee waivers granted by your institution (for which your institution is not reimbursed from another source) should be reported as institutional grants.

[Back to top](#)

2010-11 Survey Materials

date: 12/9/2010

Student Financial Aid for private institutions reporting on a fall cohort (academic reporters)**Edit specifications for the 2010-11 IPEDS Web-Based Data Collection****Student Financial Aid (SFA) Component*****Applicable to private institutions reporting on a fall cohort (academic reporters)***

Note: The specifications in this document apply to the institutions listed above. Some sections and parts may not apply to your particular institution. Please read the specifications carefully to determine which sections and/or parts apply to your institution.

All screens must be completed in order to lock the survey.

Part A: Establish Your Groups

Part B: Financial Aid About Group 1

Part C: Financial Aid About Group 2

Part D: Financial Aid About Group 3

Part E: Financial Aid About Group 4

Part F: Net Price Calculation for Group 3

Part G: Net Price Calculation for Group 4

Part A: Establish Your Groups

The Higher Education Opportunity Act of 2008 (HEOA) requires you to report financial aid data for multiple groups of students. Use **Part A** to establish these groups, based on the descriptions below:

- **Group 1:** Report the number of all undergraduate students (full-time plus part-time; and degree/certificate seeking plus all others) who were enrolled as of October 15, 2009. This number will be preloaded based on the data provided by your institution in the prior year Fall Enrollment survey, but may be modified as needed.
- **Group 2:** Of those in Group 1, report the number of students who are full-time, first-time degree/certificate-seeking undergraduates.
- **Group 2a:** Of those in Group 2, report the number of students who received any Federal Work Study; loans to students; or grant or scholarship aid from federal, state or local governments, the institution, or other sources known to the institution.
- **Group 3:** Of those in Group 2, report the number of students who received grant or scholarship aid from federal, state or local governments, or the institution. Exclude other sources of grants. Data on Group 3 will be used to calculate the net price of attendance, as required by the HEOA.
- **Group 4:** Of those in Group 2, report the number of students who received Title IV federal student aid. Data on Group 4 will be used to calculate the net price of attendance by income, as required by the HEOA.

The system will perform the following **General** edits on the data entered:

- A value must be entered for each field on this screen.
- The data on this screen will be considered inconsistent and will not be saved if your institution has reported a number greater than 0 for **Group 1**, and either of the following is true:
 - You reported that you have no students in **Group 2**, but entered a number greater than 0 for **Group 2a**.
 - You reported that you have no students in **Group 2a**, but entered a number greater than 0 for **Group 3** or **4**.

The system will perform the following edits on the data entered for **Group 1**:

- If your institution has preloaded data in the **Fall 2009 counts reported on this year's Fall Enrollment survey** column, then the number of students in **Group 1** is expected to be within a 10% range of that value.
- Based on the preloaded value in the **Fall 2008 counts reported on last year's SFA survey** column, the current year value reported for **Fall 2009** is expected to be within a certain range of the preloaded data, as outlined below:

- If the **PY SFA** value is between 1 and 25, then the **Fall 2009** value must be within a 50% range of that number.
- If the **PY SFA** value is between 26 and 100, then the **Fall 2009** value must be within a 30% range of that number.
- If the **PY SFA** value is greater than 100, then the **Fall 2009** value must be within a 20% range of that number.

The system will perform the following edits on the data entered for **Group 2**:

- The number of students in **Group 2** must be less than or equal to the number reported for **Group 1**.
- If your institution has preloaded data in the **Fall 2009 counts reported on this year's Fall Enrollment survey** column, then the number of students in **Group 2** is expected to be within a 10% range of that value.
- Based on the preloaded value in the **Fall 2008 counts reported on last year's SFA survey** column, the current year value reported for **Fall 2009** is expected to be within a certain range of the preloaded data, as outlined below:
 - If the **PY SFA** value is between 1 and 25, then the **Fall 2009** value must be within a 50% range of that number.
 - If the **PY SFA** value is between 26 and 100, then the **Fall 2009** value must be within a 30% range of that number.
 - If the **PY SFA** value is greater than 100, then the **Fall 2009** value must be within a 20% range of that number.
- If the value in the **Fall 2009 counts reported on this year's Fall Enrollment survey** column is greater than 0, and the number entered for **Group 2** is within a range of plus or minus 2% to 10% of that value, then the number of students in **Group 2** is expected to be within a 2% range of the **Fall 2009 counts reported on this year's Fall Enrollment survey** value; otherwise an *explanation* error will occur.
- If the value in the **Fall 2009 counts reported on this year's Fall Enrollment survey** column is greater than 0, then the number entered for **Group 2** must be within a 10% range of the **Fall 2009 counts reported on this year's Fall Enrollment survey** value; otherwise a *fatal* error will occur.
- The calculated percentage of all undergraduate students (**Group 1**) who are full-time, first-time degree/certificate seeking students (**Group 2**) must be within a range of plus or minus 4% of the prior year value (found on **Part C, page 1** of this survey).

The system will perform the following edits on the data entered for **Group 2a**:

- The number of students in **Group 2a** must be less than or equal to the number reported for **Group 2**.
- If the number of students reported for **Group 2** is greater than 100, then the number of students reported for **Group 2a** must be greater than 0.
- Based on the preloaded value in the **Fall 2008 counts reported on last year's SFA survey** column, the current year value reported for **Fall 2009** is expected to be within a certain range of the preloaded data, as outlined below:
 - If the **PY SFA** value is between 1 and 25, then the **Fall 2009** value must be within a 50% range of that number.
 - If the **PY SFA** value is between 26 and 100, then the **Fall 2009** value must be within a 30% range of that number.
 - If the **PY SFA** value is greater than 100, then the **Fall 2009** value must be within a 20% range of that number.

The system will perform the following edits on the data entered for **Group 3**:

- The number of students in **Group 3** must be less than or equal to the number reported for **Group 2a**.
- If the number of students reported for **Group 1** is greater than 100, then the number of students reported for **Group 3** must be greater than 0.

The system will perform the following edits on the data entered for **Group 4**:

- The number of students in **Group 4** must be less than or equal to the number reported for **Group 2a**.
- If the number of students reported for **Group 1** is greater than 100, then the number of students reported for **Group 4** must be greater than 0.

[Top](#)

On this screen, you must report the **Number of students in Group 1 receiving aid in 2009-10** and the **Total amount of aid received by Group 1 in 2009-10** for each of the following **Aid Types**:

- Grant or scholarship aid received from the federal government, a state or local government, the institution, and other sources known to the institution (line 01)
- Pell grants (line 02)
- Federal student loans (line 03)

Based on the information entered above, the **Percentage of students receiving aid** and the **Average amount of aid received by students in Group 1** are automatically calculated for each **Aid Type** upon saving the screen.

The system will perform the following **General** edits on the data entered:

- For each **Aid Type**, if a value greater than 0 is reported for the **Number of students in Group 1 receiving aid**, then the **Total amount of aid received** column must contain a value greater than 0; and vice versa.
- For each **Aid Type**, the **Average amount of aid received by students** should be greater than \$100.

The system will perform the following edits on the data entered for **line 01**:

- **The Number of students** who received **Grant or scholarship aid** (line 01) is expected to be greater than 0.
- The **Number of students** who received **Grant or scholarship aid** (line 01) is expected to be less than or equal to the total number of students in **Group 1**.
- The **Number of students** who received **Grant or scholarship aid** (line 01) is expected to be greater than 5% of the total number of students in **Group 1**.
- The expected **Average amount of aid received by students** for **Grant or scholarship aid** (line 01) is based on the institution type, as outlined below:
 - If your institution is a **Private, non-profit, 4-year-or-above**

institution, then the **Average amount of aid received by students** for **Grant or scholarship aid** (line 01) is expected to be less than \$40,000.

- If your institution is a **Private, for-profit, 4-year-or-above** institution, then the **Average amount of aid received by students** for **Grant or scholarship aid** (line 01) is expected to be less than \$12,000.
- If your institution is a **Private, non-profit, 2-year** institution, then the **Average amount of aid received by students** for **Grant or scholarship aid** (line 01) is expected to be less than \$10,000.
- If your institution is a **Private, non-profit, less-than-2-year** institution, then the **Average amount of aid received by students** for **Grant or scholarship aid** (line 01) is expected to be less than \$7,000.

The system will perform the following edits on the data entered for **line 02**:

- The **Number of students** who received **Pell grants** (line 02) is expected to be greater than 0.
- The **Number of students** who received **Pell grants** (line 02) is expected to be less than or equal to the total number of students in **Group 1**.
- The **Number of students** who received **Pell grants** (line 02) is expected to be greater than 5% of the total number of students in **Group 1**.
- The **Number of students** who received **Pell grants** (line 02) is expected to be less than or equal to the number of students who received **Grant or scholarship aid** (line 01).
- The **Average amount of aid received by students** for **Pell grants** (line 02) is expected to be less than \$6,000.

The system will perform the following edits on the data entered for **line 03**:

- The **Number of students** who received **Federal student loans** (line 03) should be less than or equal to the total number of students in **Group 1**.
- The **Number of students** who received **Federal student loans** (line 03) is expected to be greater than 5% of the total number of students in **Group 1**.

[Top](#)

Part C: Financial Aid About Group 2

Page 1

On this screen, the number of students in **Group 2** and **Group 2a** are calculated as a percentage of all undergraduate students (**Group 1**) and compared with the **Prior Year Percentage**. For your reference, the data entered for all three groups in **Part A** of this survey is also displayed on this screen. Space is available at the bottom of the screen to provide additional context notes on the calculated information.

The system will perform the following edit on this screen:

- If you selected **Yes** (to indicate that you wish to provide additional context for these data), you must enter the desired information in the space provided. If you no longer wish to provide additional context notes, please change your response to **No**.

Page 2

On this screen, you will be asked to enter the **Number of Students in Group 2 receiving aid in 2009-10** for each of the following **Types of aid**:

- Grants or scholarships from federal, state, or local governments, or the institution (line 01); including:
 - Federal grants (line 02)
 - Pell grants (line 02a)
 - Other Federal grants (line 02b)
 - State/local government grants or scholarships (grants/scholarships/waivers) (line 03)
 - Institutional grants or scholarships (scholarships/fellowships) (line 04)
- Loans to students (line 05); including:
 - Federal loans (line 05a)
 - Other loans (line 05b)

For several of the **Types of aid** listed above, you will be asked to input the **Total dollar amount of aid received by Group 2 in 2009-10**. Based on this value, the **Percentage of students in Group 2 receiving aid** and the **Average amount of aid they received** are automatically calculated for each type of aid upon saving the screen.

The system will perform the following **General** edits on the data entered:

- For each **Type of aid**, if a value greater than 0 is reported for the **Number of students in Group 2 receiving aid**, then the adjacent **Total dollar amount of aid received by Group 2** column must contain a value greater than 0; and vice versa.
- For each required **Type of aid**, the **Total dollar amount of aid received by Group 2** is expected to be greater than \$500.
- For each **Type of aid**, the **Average amount of aid they received** is expected to be within a 10% range of the **PY Average amount**.
- For each **Type of aid**, the **Average amount of aid they received** is expected to be greater than \$100.
- If you reported \$0 as the value of any **Type of aid** in the prior year (as noted in the **PY Average amount** column), and a value greater than \$0 is reported in the **Average amount of aid they received** column for the current year, then you must *confirm* that the current year value is correct.
- If the total number of students in **Group 2a** is greater than 0, then the sum of the following categories must also be greater than 0:
 - Federal grants (line 02)
 - State/local government grants or scholarships (line 03)
 - Institutional grants or scholarships (line 04)
 - Loans to students (line 05)

The system will perform the following edits on the data entered for **line 01**:

- The **Number of students** who received **Grants or scholarships** (line 01) is expected to be greater than or equal to 15% of the total number of students in **Group 2**.
- The **Number of students** in **Group 2** who received **Grants or scholarships** (line 01) cannot exceed the total number of students in **Group 2a**.
- The **Number of students** in **Group 2** who received **Grants or scholarships** (line 01) is expected to be greater than or equal to the total number of students in **Group 3**.
- The expected **Average amount of aid they received** (as calculated in line 01) is based on the institution type, as outlined below:
 - If your institution is a **Private, non-profit, 4-year-or-above** institution, then the **Average amount of aid they received** is expected to be less than \$40,000.
 - If your institution is a **Private, for-profit, 4-year-or-above** institution, then the **Average amount of aid they received** is expected to be less than \$12,000.
 - If your institution is a **Private, non-profit, 2-year** institution, then the **Average amount of aid they received** is expected to be less than \$10,000.
 - If your institution is a **Private, non-profit, less-than-2-year** institution, then the **Average amount of aid they received** is expected to be less than \$7,000.

- If the following statements are true regarding the award levels offered by your institution (as reported in the Institutional Characteristics survey), then the **Number of students in Group 2 receiving aid in 2009-10 for Grants or scholarships** (line 01) must be less than the number reported for the corresponding type of aid for **Group 1 in Part B** of this survey:
 - The **Number of students in Group 1 receiving aid in 2009-10 for Grant or scholarship aid in Part B** is greater than 0; and
 - Your institution offers an associate's degree; a postsecondary award, certificate, or diploma of at least two but less than four academic years; and/or a bachelor's degree or equivalent.
- If the following statements are true regarding the award levels offered by your institution (as reported in the Institutional Characteristics survey), then the **Number of students in Group 2 receiving aid in 2009-10 for Grants or scholarships** (line 01) must be less than or equal to the number reported for the corresponding type of aid for **Group 1 in Part B** of this survey:
 - Your institution offers a postsecondary award, certificate, or diploma of less than one academic year; and a postsecondary award, certificate, or diploma of at least one but less than two academic years; and
 - Your institution does not offer an associate's degree; a postsecondary award, certificate, or diploma of at least two but less than four academic years; or a bachelor's degree or equivalent.
- If the following statements are true regarding the award levels offered by your institution (as reported in the Institutional Characteristics survey), then the **Total dollar amount of aid received by Group 2 in 2009-10 for Grants or scholarships** (line 01) must be less than the amount reported for the corresponding type of aid for **Group 1 in Part B** of this survey:
 - The **Total amount of aid received by Group 1 in 2009-10 for Grant or scholarship aid in Part B** is greater than 0; and
 - Your institution offers an associate's degree; a postsecondary award, certificate, or diploma of at least two but less than four academic years; and/or a bachelor's degree or equivalent.
- If the following statements are true regarding the award levels offered by your institution (as reported in the Institutional Characteristics survey), then the **Total dollar amount of aid received by Group 2 in 2009-10 for Grants or scholarships** (line 01) must be less than or equal to the amount reported for the corresponding type of aid for **Group 1 in Part B** of this survey:
 - Your institution offers a postsecondary award, certificate, or diploma of less than one academic year; and a postsecondary award, certificate, or diploma of at least one but less than two academic years; and
 - Your institution does not offer an associate's degree; a postsecondary award, certificate, or diploma of at least two but less than four academic years; or a bachelor's degree or equivalent.

The system will perform the following edits on the data entered for **line 02**:

- The **Number of students** who received **Federal grants** (line 02) is expected to be greater than 0.
- The **Number of students** who received **Federal grants** (line 02) cannot exceed the total number of students in **Group 2a**.
- The **Average amount of aid they received for Federal grants** (line 02) is expected to be less than \$10,000.
- The **Number of students** who received **Federal grants** (line 02) cannot exceed the number of students who received any **Grants or scholarships** (line 01).
- If **Group 2a** is greater than 0, then either **Pell grants** (line 02a) or **Other Federal grants** (line 02b) must be greater than 0.

The system will perform the following edits on the data entered for **line 02a**:

- The **Number of students** who received **Pell grants** (line 02a) is expected to be greater than 0.
- The **Average amount of aid they received for Pell grants** (line 02a) should be less than \$6,000.
- The **Number of students** who received **Pell grants** (line 02a) is expected to be greater than or equal to 5% of the total number of students in **Group 2**.
- The **Number of students** who received **Pell grants** (line 02a) is expected to be less than or equal to the number of students who received any **Grants or scholarships** (line 01).
- The **Number of students** who received **Pell grants** (line 02a) cannot exceed the number of students who received **Federal grants** (line 02).
- If the following statements are true regarding the award levels offered by your institution (as reported in the Institutional Characteristics survey), then the **Total dollar amount of aid received by Group 2 in 2009-10 for Pell grants** (line 02a) must be less than the amount reported for the corresponding type of aid for **Group 1 in Part B** of this survey:
 - The **Total amount of aid received by Group 1 in 2009-10 for Pell grants in Part B** is greater than 0; and
 - Your institution offers an associate's degree; a postsecondary award, certificate, or diploma of at least two but less than four academic years; and/or a bachelor's degree or equivalent.
- If the following statements are true regarding the award levels offered by your institution (as reported in the Institutional Characteristics survey), then the **Total dollar amount of aid received by Group 2 in 2009-10 for Pell grants** (line 02a) must be less than or equal to the amount reported for the corresponding type of aid for **Group 1 in Part B** of this survey:

- Your institution offers a postsecondary award, certificate, or diploma of less than one academic year; and a postsecondary award, certificate, or diploma of at least one but less than two academic years; and
- Your institution does not offer an associate's degree; a postsecondary award, certificate, or diploma of at least two but less than four academic years; or a bachelor's degree or equivalent.

The system will perform the following edits on the data entered for **line 02b**:

- The **Average amount of aid they received** for **Other Federal grants** (line 02b) should be less than \$10,000.
- The **Number of students** who received **Other Federal grants** (line 02b) is expected to be less than or equal to the number of students who received any **Grants or scholarships** (line 01).
- The **Number of students** who received **Other Federal grants** (line 02b) cannot exceed the number of students who received **Federal grants** (line 02).

The system will perform the following edits on the data entered for **line 03**:

- The **Number of students** who received **State/local government grants or scholarships** (line 03) cannot exceed the number of students who received any **Grants or scholarships** (line 01).
- The expected **Average amount of aid they received** for **State/local government grants or scholarships** (line 03) is based on the institution type, as outlined below:
 - If your institution is a **Private, non-profit, 4-year-or-above** institution, then the **Average amount of aid they received** for **State/local government grants or scholarships** (line 03) is expected to be less than \$10,000.
 - If your institution is a **Private, for-profit, 4-year-or-above** institution, then the **Average amount of aid they received** for **State/local government grants or scholarships** (line 03) is expected to be less than \$7,000.
 - If your institution is a **Private, non-profit, 2-year** institution, then the **Average amount of aid they received** for **State/local government grants or scholarships** (line 03) is expected to be less than \$8,000.
 - If your institution is a **Private, for-profit, 2-year** institution, then the **Average amount of aid they received** for **State/local government grants or scholarships** (line 03) is expected to be less than \$10,000.
 - If your institution is a **Private, non-profit, less-than-2-year** or **Private, for-profit, less-than-2-year** institution, then the **Average amount of aid they received** for **State/local government grants or scholarships** (line 03) is expected to be less than \$5,000.

The system will perform the following edits on the data entered for **line 04**:

- The **Number of students** who received **Institutional grants or scholarships** (line 04) cannot exceed the number of students who received any **Grants or scholarships** (line 01).
- The expected **Average amount of aid they received** for **Institutional grants or scholarships** (line 04) is based on the institution type, as outlined below:
 - If your institution is a **Private, non-profit, 4-year-or-above** institution, then the **Average amount of aid they received** for **Institutional grants or scholarships** (line 04) is expected to be less than \$36,000.
 - If your institution is a **Private, for-profit** institution, then the **Average amount of aid they received** for **Institutional grants or scholarships** (line 04) is expected to be less than \$10,000.
 - If your institution is a **Private, non-profit, 2-year** or **Private, non-profit, less-than-2-year** institution, then the **Average amount of aid they received** for **Institutional grants or scholarships** (line 04) is expected to be less than \$10,000.

The system will perform the following edits on the data entered for **line 05**:

- The **Average amount of aid they received** for **Loans to students** (line 05) should be less than \$15,000.
- The **Number of students** who received **Loans to students** (line 05) cannot exceed the total number of students in **Group 2a**.

The system will perform the following edits on the data entered for **line 05a**:

- The **Average amount of aid they received** for **Federal loans** (line 05a) should be less than \$12,000.
- The **Number of students** who received **Federal loans** (line 05a) cannot exceed the number who received **Loans to students** (line 05).
- If the following statements are true regarding the award levels offered by your institution (as reported in the Institutional Characteristics survey), then the **Number of Students in Group 2 receiving aid in 2009-10 for Federal loans** (line 05a) must be less than the number reported for the corresponding type of aid for **Group 1 in Part B** of this survey:

- The **Number of students in Group 1 receiving aid in 2009-10** for **Federal student loans** in **Part B** is greater than 0; and
- Your institution offers an associate's degree; a postsecondary award, certificate, or diploma of at least two but less than four academic years; and/or a bachelor's degree or equivalent.
- If the following statements are true regarding the award levels offered by your institution (as reported in the Institutional Characteristics survey), then the **Number of Students in Group 2 receiving aid in 2009-10** for **Federal loans** (line 05a) must be less than or equal to the number reported for the corresponding type of aid for **Group 1** in **Part B** of this survey:
 - Your institution offers a postsecondary award, certificate, or diploma of less than one academic year; and a postsecondary award, certificate, or diploma of at least one but less than two academic years; and
 - Your institution does not offer an associate's degree; a postsecondary award, certificate, or diploma of at least two but less than four academic years; or a bachelor's degree or equivalent.
- If the following statements are true regarding the award levels offered by your institution (as reported in the Institutional Characteristics survey), then the **Total dollar amount of aid received by Group 2 in 2009-10** for **Federal loans** (line 05a) must be less than the amount reported for the corresponding type of aid for **Group 1** in **Part B** of this survey:
 - The **Total dollar amount of aid received by Group 1 in 2009-10** for **Federal student loans** in **Part B** is greater than 0; and
 - Your institution offers an associate's degree; a postsecondary award, certificate, or diploma of at least two but less than four academic years; and/or a bachelor's degree or equivalent.
- If the following statements are true regarding the award levels offered by your institution (as reported in the Institutional Characteristics survey), then the **Total dollar amount of aid received by Group 2 in 2009-10** for **Federal loans** (line 05a) must be less than or equal to the amount reported for the corresponding type of aid for **Group 1** in **Part B** of this survey:
 - Your institution offers a postsecondary award, certificate, or diploma of less than one academic year; and a postsecondary award, certificate, or diploma of at least one but less than two academic years; and
 - Your institution does not offer an associate's degree; a postsecondary award, certificate, or diploma of at least two but less than four academic years; or a bachelor's degree or equivalent.

The system will perform the following edits on the data entered for **line 05b**:

- The **Average amount of aid they received for Other loans** (line 05b) should be less than \$12,000.
- The **Number of students** who received **Other loans** (line 05b) cannot exceed the number who received **Loans to students** (line 05).

[Top](#)

Part D: Financial Aid About Group 3

On this screen, you must start by reporting the **Number of full-time, first-time degree/certificate-seeking undergraduates who received grant or scholarship aid from federal, state or local governments, or the institution** (excluding other sources of grants) (**Group 3**) for the 2008-2009 and 2007-2008 academic years respectively (**line 01**).

Note: For your reference, the **line 01** value for 2009-2010 will be carried forward from **Part A**.

For each of the 2009-2010, 2008-2009, and 2007-2008 academic years, you must report the number of students from **Group 3** who reside:

- On-campus (line 02a)
- Off-campus (with family) (line 02b)
- Off-campus (not with family) (line 02c)

The number of students in **Group 3** whose living arrangements are **Unknown** (line 02d) is automatically calculated by the system based on the numbers entered above.

For the 2008-2009 and 2007-2008 academic years, you must report the **Total grant and scholarship aid from federal, state or local governments, or institutional sources received by these students** (excluding other sources of aid) (line 03). The system will then automatically calculate the **Average total grant and scholarship aid from federal, state or local governments, or institutional sources received by these students** (line 04) for each academic year based on the values entered.

The system will perform the following **General** edits on the data entered:

- A value must be entered for each field on this screen.
- Each academic year's entry is expected to be within a 30% range of the prior year entry for all of the values reported.

- If you reported a value of 0 for any academic year, and a value greater than 0 for the subsequent academic year, then you must *confirm* that the more recent value is correct.

The system will perform the following edits on the data entered for **line 02 (a through c)**:

- If your institution reported offering institutionally-controlled housing in the Institutional Characteristics survey, then you are expected to report **On-campus** (line 02a) students on this screen.
- If your institution reported that it does not offer institutionally-controlled housing in the Institutional Characteristics survey, then you are not expected to report **On-campus** (line 02a) students on this screen.
- If your institution reported that all full-time, first-time degree/certificate-seeking students are required to live on-campus in the Institutional Characteristics survey, then you are not expected to report **Off-campus** (line 02b or line 02c) students on this screen.
- The number of students in **Group 3** whose living arrangements were **Unknown** (line 02d) in 2009-2010 should be less than or equal to 20% of the total number of students in **Group 3** for that same year (line 01).
- The number of students in **Group 3** whose living arrangements were **Unknown** (line 02d) in 2008-2009 should be less than or equal to 25% of the total number of students in **Group 3** for that same year (line 01).
- The number of students in **Group 3** whose living arrangements were **Unknown** (line 02d) in 2007-2008 should be less than or equal to 30% of the total number of students in **Group 3** for that same year (line 01).
- For each academic year, the number of students in **Group 3** whose living arrangements are **Unknown** (line 02d) should be greater than or equal to 0. If this is not the case, you must adjust the number of students entered in lines 02a through 02c so that the sum of the values in this column is less than or equal to the total number of students in **Group 3**.

The system will perform the following edit on the data entered for **line 03**:

- For each academic year, the **Total grant and scholarship aid** (line 03) is expected to be greater than \$500.

The system will perform the following edits on the data entered for **line 04**:

- If the **Total grant and scholarship aid** (line 03) is greater than 0, then the **Average Total grant and scholarship aid** (line 04) is expected to be greater than \$100.
- For each academic year, the **Average total grant and scholarship aid** (line 04) is expected to be within a 15% range of the prior year.
- The expected **Average total grant and scholarship aid** (line 04) is expected to be less than a certain value is based on the institution type, as outlined below:
 - If your institution is a **Private, non-profit, 4-year-or-above** institution, then the **Average total grant and scholarship aid** is expected to be less than \$40,000.
 - If your institution is a **Private, for-profit 4-year-or-above** institution, then the **Average total grant and scholarship aid** is expected to be less than \$12,000.
 - If your institution is a **Private, non-profit 2-year** institution, then the **Average total grant and scholarship aid** is expected to be less than \$10,000.
 - If your institution is a **Private, non-profit less-than-2-year** institution, then the **Average total grant and scholarship aid** is expected to be less than \$7,000.

[Top](#)

Part E: Financial Aid About Group 4

On this screen, you must report the **Number of full-time, first-time degree/certificate-seeking undergraduates who received Title IV federal student aid** (Group 4) who reside:

- On-campus (line 02a)
- Off-campus (with family) (line 02b)
- Off-campus (not with family) (line 02c)

The number of students in Group 4 whose living arrangements are Unknown (line 02d) is automatically calculated based on the numbers entered above.

In addition, you must report the **Number of students in Group 4 receiving aid** and the **Total grant and scholarship aid received by these students** for the following income levels:

- \$0-30,000
- \$30,001-48,000
- \$48,001-75,000

- \$75,001-110,000
- \$110,001 and more

The **Total all income levels** and the **Average amount of grant and scholarship aid received** are automatically calculated based on the numbers entered above.

The system will perform the following **General** edit on the data entered:

- If a value greater than 0 is reported for the **Number of students in Group 4 receiving aid**, then a value greater than 0 must also be entered into the adjacent **Total grant and scholarship aid** column; and vice versa.

The system will perform the following edits on the data entered for **line 02**:

- A value must be entered in each field for **lines 02a, 02b, and 02c**.
- If your institution reported offering institutionally-controlled housing in the Institutional Characteristics survey, then you are expected to report **On-campus** (line 02a) students on this screen.
- If your institution reported that it does not offer institutionally-controlled housing in the Institutional Characteristics survey, then you are not expected to report **On-campus** (line 02a) students on this screen.
- If your institution reported that all full-time, first-time degree/certificate-seeking students are required to live on-campus in the Institutional Characteristics survey, then you are not expected to report **Off-campus** (line 02b or line 02c) students on this screen.
- The number of students in **Group 4** whose living arrangements are **Unknown** (line 02d) in 2009-2010 must be less than or equal to 20% of the total number of students in **Group 4** for the same year.
- The number of students in **Group 4** whose living arrangements were **Unknown** (line 02d) must be greater than or equal to 0. If this is not the case, you must adjust the number of students entered in lines 02a through 02c so that the sum of the values in this column is less than or equal to the total number of students in **Group 4**.

The system will perform the following edits on the data entered for **line 03**:

- The **Total grant and scholarship aid** amount for all income levels should be greater than \$500.
- The total **Number of students** for all income levels should be equal to the total number of students in **Group 4** (line 01).
- For each income level, the **Average amount of aid received** is expected to be greater at lower income levels than at higher ones. For example, the **Average amount of aid received** by students at the **\$0-30,000** income level is expected to be greater than the amount received at any of the other income levels. Similarly, the **Average amount of aid received** by students at the **\$30,001-48,000** income level should be greater than the amount received at any income levels over \$48,000; and so on.
- The **Total grant and scholarship aid** reported across all income levels for **Group 4** should be less than or equal to the **Total dollar amount of aid received by Group 2 in 2009-10** reported in **Part C, page 2** of this survey.

[Top](#)

Part F: Net Price Calculation for Group 3

The worksheet in this section displays information compiled from data reported by your institution in the Institutional Characteristics and Student Financial Aid surveys. Based on this information, the system computes the **Total cost of attendance** and **Average Net Price** for **Group 3** students. This information is then included on the College Navigator website.

The system will perform the following edits on the data entered:

- The **Average Net Price for Group 3 students in 2008-2009** should be greater than zero. If an average of less than 0 is calculated, and you believe that this value is incorrect, you must fix it by adjusting your entries in the previous sections of this survey. If the calculated average is correct, you must enter an *explanation* for why this is true. In addition, you may wish to add information in the context box at the bottom of the screen. For example, this box may be used to explain a negative net price to students and parents on the College Navigator website.
- If you selected **Yes** (to indicate that you wish to provide additional context for these data), you must enter the desired information in the space provided. If you no longer wish to provide additional context notes, please change your response to **No**.

[Top](#)

Part G: Net Price Calculation for Group 4

The worksheet in this section displays information compiled from data reported by your institution in the Institutional Characteristics and Student Financial Aid surveys. Based on this information, the system computes the **Net Price** and **Average Net Price** for **Group 4** students. This information is then included on the College Navigator website.

The system will perform the following edits on the data entered:

- The **Average Net Price for Group 4 students** for each income level should be greater than zero. If an average of less than 0 is calculated, and you believe that this value is incorrect, you must fix it by adjusting your entries in the previous sections of the survey. If the calculated average is correct, you must enter an *explanation* for why this is true. In addition, you may wish to add information in the context box at the bottom of the screen. For example, this box may be used to explain a negative net price to students and parents on the College Navigator website.
- If you selected **Yes** (to indicate that you wish to provide additional context for these data), you must enter the desired information in the space provided. If you no longer wish to provide additional context notes, please change your response to **No**.

[Top](#)