

Student Financial Aid for private institutions reporting on a fall cohort (academic reporters)

Overview

IPEDS Student Financial Aid Component Overview

Private Academic Reporters

Welcome to the Student Financial Aid (SFA) component. The purpose of the SFA component is to collect information about financial aid provided to various groups of undergraduate students and military/veteran educational benefits for all students at your institution.

Changes to This Year's SFA Component

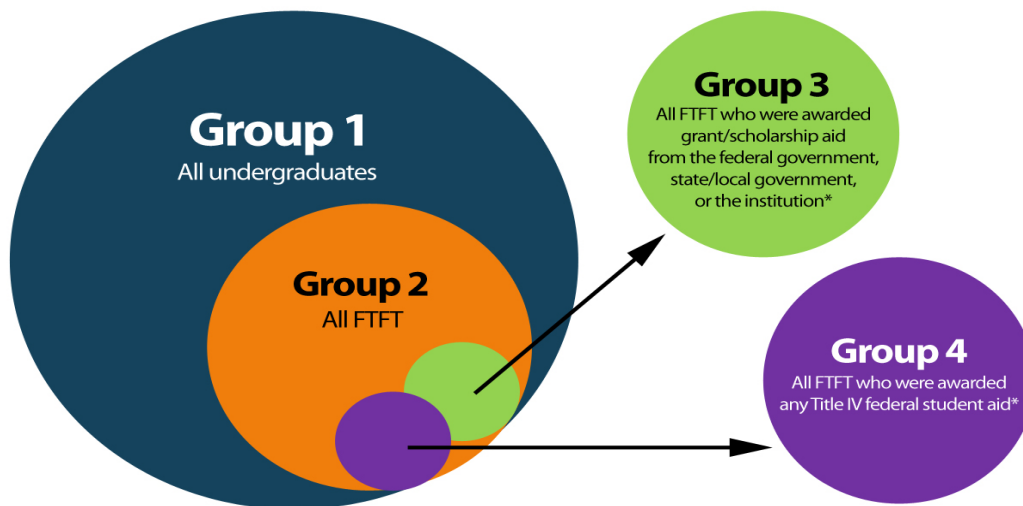
There were no changes implemented for the 2015-16 data collection period.

Data Reporting Reminders

Undergraduate Student Groups

You will be asked to report information for different groups of undergraduate students.

- **Group 1:** All undergraduate students
- **Group 2:** Of Group 1, full-time, first-time degree/certificate-seeking students
- **Group 3:** Of Group 2, students who were awarded any grant/scholarship aid from the federal government, state/local government, or the institution
- **Group 4:** Of Group 2, students who were awarded any Title IV federal student aid



*For public institutions, include only those students paying the in-state or in-district tuition rate. For program reporters, include only those students enrolled in the institution's largest program.

COA Revisions

Revisions to Cost of Attendance used to calculate the net price of attendance can be made in this component.

Consult the instructions and screens to make sure you are reporting the correct aid amounts for the correct groups of students.

College Affordability and Transparency Center's lists

Net price amounts calculated in SFA will be used to populate the Department's College Affordability and Transparency lists.

Interactive Edits and Error Messages

SFA contains interactive edits that will check for blank fields, invalid values, or values that fall outside expected ranges. Some error messages will require you to confirm or explain the values that you entered. Some error messages are fatal and will require you to contact the IPEDS Help Desk at 1-877-225-2568 for resolution.

Context Boxes

You will find optional text boxes throughout SFA. Context boxes allow you to provide more information about the data you enter. Some of these context boxes may be made available to the public on College Navigator, so make sure that the entered information can be understood easily by students, parents, and the general public.

Resources

To download the survey materials for this component: [Survey Materials](#)


To access your prior year data submission for this component: [Reported Data](#)

Section 1: Part A

Part A - Establish Your Groups

Part A establishes the number of students in various groups. Note that the numbers on this screen will be carried forward to other parts of the Student Financial Aid component.

In the fields below, report the number of students in each of the following groups.

	 Fall 2014	YOUR PRIOR YEAR DATA Fall 2013
01 Group 1 All <u>undergraduate</u> students	<input type="text"/>	
02 Group 2 Of those in Group 1, those who are <u>full-time</u> , <u>first-time</u> degree/certificate-seeking	<input type="text"/>	
02a Of those in Group 2, those who were awarded any <u>Federal Work Study</u> , <u>loans to students</u> , or grant or scholarship aid from the federal government, state/local government, the institution, or other sources known to the institution	<input type="text"/>	
02b Of those in Group 2, those who were awarded any <u>loans to students</u> or grant or scholarship aid from the federal government, state/local government, or the institution	<input type="text"/>	
03 Group 3 Of those in Group 2, those who were awarded grant or scholarship aid from the federal government, state/local government, or the institution	<input type="text"/>	
04 Group 4 Of those in Group 2, those who were awarded any <u>Title IV federal student aid</u>	<input type="text"/>	

Section 1: Part B

Part B - Enter Information About Group 1

Part B includes information about Group 1. Group 1 students are all undergraduate students enrolled in Fall 2014.


For this part, report:

For These Students	The Following Type(s) of Aid	Awarded in This Period
<ul style="list-style-type: none"> All undergraduate students enrolled in Fall 2014 	<ul style="list-style-type: none"> Grant or scholarship aid from the federal government Grant or scholarship aid from state/local government Grant or scholarship aid from the institution Grant or scholarship aid from other sources known to the institution Loans to students from the federal government 	<ul style="list-style-type: none"> Any time during academic year 2014-15

In the fields below, report the number of Group 1 students and the total amount of aid awarded to these students for each type of aid.

Information from Part A:	Fall 2014
Group 1 All undergraduate students (This number is carried forward from Part A, Line 01.)	

Aid Type	2014-15			
	Number of Group 1 students who were awarded aid	Percentage of Group 1 students who were awarded aid	Total amount of aid awarded to Group 1 students	Average amount of aid awarded to Group 1 students
01 Grant or scholarship aid from the federal government, state/local government, the institution, and other sources known to the institution	<input type="text"/>		<input type="text"/>	
02 Pell grants	<input type="text"/>		<input type="text"/>	
03 Federal student loans	<input type="text"/>		<input type="text"/>	

 You may use the space below to provide context for data you've reported above. These context notes may be posted on the College Navigator website and should be written to be understood by students and parents.

Section 1: Part C

Part C - Enter Information about Group 2

Part C includes financial aid information about Group 2. Group 2 students are all full-time, first-time degree/certificate-seeking undergraduate students enrolled in Fall 2014.

For this part, report:


For These Students	The Following Type(s) of Aid	Awarded in This Period
<ul style="list-style-type: none"> Full-time, first-time degree/certificate-seeking undergraduate students enrolled in Fall 2014 	<ul style="list-style-type: none"> Grant or scholarship aid from the federal government Grant or scholarship aid from state/local government Grant or scholarship aid from the institution Loans to students from the federal government and from other sources, including private or other loans Do <u>not</u> include grant or scholarship aid from private or other sources Do <u>not</u> include PLUS loans or loans made to anyone other than the student 	<ul style="list-style-type: none"> Any time during academic year 2014-15 For program reporters, this is the aid year period from July 1, 2014 through June 30, 2015.

In the fields below, report the number of Group 2 students and the total amount of aid awarded to these students for each type of aid. Enter unduplicated student counts within a category (e.g., Pell grants). However, a student can appear in more than one aid category.

Information from Part A:	Fall 2014
Group 2 Full-time, first-time degree/certificate-seeking undergraduates (This number is carried forward from Part A, Line 02)	
Group 2a Of those in Group 2, those who were awarded any Federal Work Study, loans to students, or grant or scholarship aid from the federal government, state/local government, the institution, or other sources known to the institution (This number is carried forward from Part A, Line 02a)	
Group 2b Of those in Group 2, those who were awarded any loans to students or grant or scholarship aid from the federal government, state/local government, or the institution (This number is carried forward from Part A, Line 02b)	
Group 3 Of those in Group 2, those who were awarded grant or scholarship aid from the federal government, state/local government, or the institution	

Aid Type	Fall 2014				YOUR PRIOR YEAR DATA
	Number of Group 2 students who were awarded aid	Percentage of Group 2 students who were awarded aid	Total amount of aid awarded to Group 2 students	Average amount of aid awarded to Group 2 students	Fall 2013
					Average amount of aid awarded to Group 2 students
01 Grants or scholarships from the federal government, state/local government, or the institution	<input type="text"/>				
02 Federal grants	<input type="text"/>				
02a Pell grants	<input type="text"/>		<input type="text"/>		
02b Other federal grants	<input type="text"/>		<input type="text"/>		
03					

	<u>State/local government grants or scholarships (grants/scholarships/waivers)</u>	<input type="text"/>		<input type="text"/>		
	<u>04 Institutional grants or scholarships (scholarships/fellowships)</u>	<input type="text"/>		<input type="text"/>		
	<u>05 Loans to students</u>	<input type="text"/>				
	05a Federal loans	<input type="text"/>		<input type="text"/>		
	05b Other loans (including private loans)	<input type="text"/>		<input type="text"/>		

 **You may use the space below to provide context for the data you've reported above. These context notes may be posted on the College Navigator website and should be written to be understood by students and parents. For example, institutions may report here other sources of private aid not included in the categories above.**

Section 1: Comparison Chart

Comparison Chart

Based on the information reported on the previous screens for Group 1 (all undergraduates) and Group 2 (full-time, first-time degree/certificate-seeking undergraduates), this comparison chart seeks to help institutions check their reported data. Assuming that the information on Groups 1 and 2 are correct, then the calculated fields for 'All Other Undergraduates' should be the balance (Group 1 minus Group 2). If the balance does not check with your institution's calculations, please correct your reported numbers for Groups 1 and 2 before moving forward with the completion of the SFA survey component.

Note: Data for the 'All Other Undergraduates' will appear in the IPEDS Data Center for data users, but not in College Navigator.



		Number of students	Pell grants	Federal Student Loans
01	Group 1 (all undergraduates)			
02	Number of students who were awarded aid			
03	Percentage who were awarded aid			
04	Total amount of aid awarded			
05	Average amount of aid awarded			
06	Group 2 (Full-time first-time undergraduates)			
07	Number of students who were awarded aid			
08	Percentage who were awarded aid			
09	Total amount of aid awarded			
10	Average amount of aid awarded			
11	All other undergraduates (Line 01 - Line 06)			
12	Number of students who were awarded aid (Line 02 - Line 07)			
13	Percentage who were awarded aid (Line 12 / Line 11)			
14	Total amount of aid awarded (Line 04 - Line 09)			
15	Average amount of aid awarded (Line 14 / Line 12)			

Section 1: Cost of Attendance

Cost of attendance for full-time, first-time students:

Please enter the amounts requested below. These data will be made available to the public on College Navigator. If your institution participates in any Title IV programs (Pell, Stafford, etc.), you must complete all information. *Estimates of expenses for books and supplies, room and board, and other expenses are those from the **Cost of Attendance report** used by the financial aid office in determining financial need. Please talk to your financial aid office to get these numbers, to ensure that you are reporting correctly.*

These numbers are carried forward from Institutional Characteristics and should only be changed if an error was made in the reporting.

Charges for full academic year	2012-13	2013-14	2014-15
Published tuition and required fees:			
<u>In-district</u>			
Tuition	<input type="text"/>	<input type="text"/>	<input type="text"/>
Required fees	<input type="text"/>	<input type="text"/>	<input type="text"/>
Tuition + fees total			
<u>In-state</u>			
Tuition	<input type="text"/>	<input type="text"/>	<input type="text"/>
Required fees	<input type="text"/>	<input type="text"/>	<input type="text"/>
Tuition + fees total			
<u>Out-of-state</u>			
Tuition	<input type="text"/>	<input type="text"/>	<input type="text"/>
Required fees	<input type="text"/>	<input type="text"/>	<input type="text"/>
Tuition + fees total			
 <u>Books and supplies</u>	<input type="text"/>	<input type="text"/>	<input type="text"/>
On-campus:			
<u>Room and board</u>	<input type="text"/>	<input type="text"/>	<input type="text"/>
<u>Other expenses</u>	<input type="text"/>	<input type="text"/>	<input type="text"/>
Room and board and other expenses			
Off-campus (not with family):			
<u>Room and board</u>	<input type="text"/>	<input type="text"/>	<input type="text"/>
<u>Other expenses</u>	<input type="text"/>	<input type="text"/>	<input type="text"/>
Room and board and other expenses			
 Off-campus (with family):			
<u>Other expenses</u>	<input type="text"/>	<input type="text"/>	<input type="text"/>

Section 1: Part D

Part D - Enter Information about Group 3

Part D includes financial aid information about Group 3. Group 3 students are all full-time, first-time degree/certificate-seeking undergraduate students enrolled in Fall 2014 who were awarded grant or scholarship aid from the following sources: the federal government, state/local government, or the institution. The information you report in this part will be used in Part F to calculate average institutional net price.

For this part, report:

For These Students	The Following Type(s) of Aid	Awarded in This Period
<ul style="list-style-type: none"> Full-time, first-time degree/certificate-seeking undergraduate students enrolled in Fall 2014 who were awarded grant or scholarship aid from the following sources: the federal government, state/local government, or the institution Do <u>not</u> include students who were awarded only grant or scholarship aid from private or other sources, or students who were awarded only non-grant aid 	<ul style="list-style-type: none"> Grant or scholarship aid from the federal government Grant or scholarship aid from state/local government Grant or scholarship aid from the institution Do <u>not</u> include grant or scholarship aid from private or other sources 	<ul style="list-style-type: none"> Any time during academic year 2014-15

In the fields below, report the number of Group 3 students with each type of living arrangement and the total amount of grant or scholarship aid from the federal government, state/local government, or the institution awarded to these students.

Information from Part A:		YOUR PRIOR YEAR DATA 2012-2013	YOUR PRIOR YEAR DATA 2013-2014	2014-2015
Group 3 Full-time, first-time degree/certificate-seeking undergraduate students who were awarded grant or scholarship aid from the following sources: the federal government, state/local government, or the institution (This number is carried forward from Part A, Line 03)		<input type="text"/>	<input type="text"/>	
01	Report the number of Group 3 students with the following living arrangements:	YOUR PRIOR YEAR DATA 2012-13	YOUR PRIOR YEAR DATA 2013-14	2014-15
	01a <u>On-campus</u>	<input type="text"/>	<input type="text"/>	<input type="text"/>
	01b <u>Off-campus (with family)</u>	<input type="text"/>	<input type="text"/>	<input type="text"/>
	01c <u>Off-campus (not with family)</u>	<input type="text"/>	<input type="text"/>	<input type="text"/>
	01d Unknown (calculated) This value is calculated using the following formula: [A03-(D01a+D01b+D01c)]			
02	Report the total amount of grant or scholarship aid awarded to Group 3 students from the following sources: the federal government, state/local government, or the institution	<input type="text"/>	<input type="text"/>	
03	Average grant or scholarship aid from the federal government, state/local government, or the institution awarded to Group 3 students (calculated value). This value is calculated using the following formula: [D02/A03]			

You may use the space below to provide context for the data you've reported above.

Section 1: Part E

Part E – Enter Information about Group 4

Part E includes financial aid information about Group 4. Group 4 students are all full-time, first-time degree/certificate-seeking undergraduate students enrolled in Fall 2014 who were awarded any Title IV federal student aid, including federal grants or federal student loans. The information you report in this part will be used in Part G to calculate average institutional net price by income level.

For this part, report:

For These Students	The Following Type(s) of Aid	Awarded in This Period
<ul style="list-style-type: none"> Full-time, first-time degree/certificate-seeking undergraduate students enrolled in Fall 2014 who were awarded any Title IV federal student aid 	<ul style="list-style-type: none"> Grant or scholarship aid from: <ul style="list-style-type: none"> federal government state/local government institution Do not include: <ul style="list-style-type: none"> grant or scholarship aid from private or other sources loan amounts Federal Work Study amounts 	<ul style="list-style-type: none"> Any time during academic year 2014-15

In the fields below, report the number of Group 4 students with each type of living arrangement and the total amount of grant or scholarship aid from the federal government, state/local government, or the institution awarded to these students by income level.

Information from Part A:			2012-13	2013-14	2014-15
Group 4					
Full-time, first-time degree/certificate-seeking undergraduate students who were awarded any Title IV federal student aid (This number is carried forward from Part A, Line 04)					
01	Report the number of Group 4 students with the following living arrangements:		YOUR PRIOR YEAR DATA	YOUR PRIOR YEAR DATA	
			2012-13	2013-14	2014-15
	01a	<u>On-campus</u>			
	01b	<u>Off-campus (with family)</u>			
	01c	<u>Off-campus (not with family)</u>			
	01d	Unknown (calculated) This value is calculated using the formula: [A04-(E01a+E01b+E01c)]			
		Number of students who were awarded any Title IV aid (Group 4)	Of those in Column 1, the number who were awarded any grant or scholarship aid from the following sources: the federal government, state/local government, or the institution	Of those in Column 1, the total amount of grant or scholarship aid awarded from the following sources: the federal government, state/local government, or the institution	Average amount of federal, state/local, and institutional grant or scholarship aid awarded to Group 4 students
			2012-13		
			Col. 1	Col. 2	Col. 3
02	Income level				
	02a	\$0-30,000			
	02b	\$30,001-48,000			
	02c	\$48,001-75,000			
	02d	\$75,001-110,000			
	02e	\$110,001 and more			
	02f	Total all income levels			
			2013-14		
			Col. 1	Col. 2	Col. 3
			Col. 4		

03	Income level					
	03a	\$0-30,000	<input type="text"/>	<input type="text"/>	<input type="text"/>	
	03b	\$30,001-48,000	<input type="text"/>	<input type="text"/>	<input type="text"/>	
	03c	\$48,001-75,000	<input type="text"/>	<input type="text"/>	<input type="text"/>	
	03d	\$75,001-110,000	<input type="text"/>	<input type="text"/>	<input type="text"/>	
	03e	\$110,001 and more	<input type="text"/>	<input type="text"/>	<input type="text"/>	
	03f	Total all income levels				

2014-15

Col. 1 Col. 2 Col. 3 Col. 4

04	Income level					
	04a	\$0-30,000	<input type="text"/>	<input type="text"/>	<input type="text"/>	
	04b	\$30,001-48,000	<input type="text"/>	<input type="text"/>	<input type="text"/>	
	04c	\$48,001-75,000	<input type="text"/>	<input type="text"/>	<input type="text"/>	
	04d	\$75,001-110,000	<input type="text"/>	<input type="text"/>	<input type="text"/>	
	04e	\$110,001 and more	<input type="text"/>	<input type="text"/>	<input type="text"/>	
	04f	Total all income levels				

You may use the space below to provide context for the data you've reported above.

Section 1: Part F

Part F – Net Price Calculation for Group 3

The following net price calculation is based on information that your institution reported in the Institutional Characteristics component and the Student Financial Aid component. For more information about the data your institution reported in the Institutional Characteristics component, please contact your institution’s IPEDS Keyholder.


		YOUR PRIOR YEAR DATA 2012-13	YOUR PRIOR YEAR DATA 2013-14	2014-15
Components of cost of attendance				
01	Published <u>tuition</u> and <u>required fees</u>			
02	<u>Books and supplies</u>			
03	Room and board and other expenses by living arrangement			
	03a <u>On-campus</u>			
	03b <u>Off-campus (with family)</u>			
	03c <u>Off-campus (not with family)</u>			
04	Number of Group 3 students by living arrangement			
	04a <u>On-campus</u>			
	04b <u>Off-campus (with family)</u>			
	04c <u>Off-campus (not with family)</u>			
	04d <u>Unknown</u>			
05	Weighted average for room and board and other expenses by living arrangement (excluding unknown values) See instructions for the formula for this calculation			
06	Total cost of attendance This value is calculated using the following formula: [F01+F02+F05]			
07	Average amount of grant or scholarship aid awarded to Group 3 students from the following sources: the federal government, state/local government, and the institution			
08	Average institutional net price for Group 3 students This value is calculated using the following formula: [F06-F07]			

As required by the Higher Education Opportunity Act of 2008, these amounts will be posted on the U.S. Department of Education’s College Navigator website and used in the U.S. Department of Education’s College Affordability and Transparency Lists.

Do you wish to provide additional context notes?

No

Yes

 You may use the space below to provide context for these data. These context notes may be posted on the College Navigator website and should be written to be understood by students and parents.

Section 1: Part G

Part G – Net Price Calculation for Group 4

The following net price calculation is based on information that your institution reported in the Institutional Characteristics component and the Student Financial Aid component. For more information about the data your institution reported in the Institutional Characteristics component, please contact your institution's IPEDS Keyholder.


		YOUR PRIOR YEAR DATA 2012-13	YOUR PRIOR YEAR DATA 2013-14	2014-15
Components of cost of attendance				
01	Published <u>tuition</u> and <u>required fees</u>			
02	<u>Books and supplies</u>			
03	Room and board and other expenses by living arrangement			
	03a On-campus			
	03b Off-campus (with family)			
	03c Off-campus (not with family)			
04	Number of Group 4 students by living arrangement			
	04a On-campus			
	04b Off-campus (with family)			
	04c Off-campus (not with family)			
	04d Unknown			
05	Weighted average for room and board and other expenses by living arrangement (excluding unknown values) See instructions for the formula for this calculation			
06	Total cost of attendance by income level This value is calculated using the following formula: [G01+G02+G05]			
07	Average amount of grant or scholarship aid awarded to Group 4 students from the following sources: the federal government, state/local government, and the institution			
	07a \$0-30,000			
	07b \$30,001-48,000			
	07c \$48,001-75,000			
	07d \$75,001-110,000			
	07e \$110,001 and more			
08	Average institutional net price for Group 4 students This value is calculated using the following formula: [G06-G07]			
	08a \$0-30,000			
	08b \$30,001-48,000			
	08c \$48,001-75,000			
	08d \$75,001-110,000			
	08e \$110,001 and more			

As required by the Higher Education Opportunity Act of 2008, these amounts will be posted on the U.S. Department of Education's College Navigator website.

Do you wish to provide additional context notes?

No

Yes

 You may use the space below to provide context for these data. These context notes may be posted on the College Navigator website and should be written to be understood by students and parents.

Section 2: Military Servicemembers and Veteran's Benefits

Section 2: Military Servicemembers and Veteran's Benefits

IMPORTANT NOTE: Report for **Post-9/11 GI Bill Benefits: July 1, 2014 - June 30, 2015** and Report for **Department of Defense Tuition Assistance Program: October 1, 2014 - September 30, 2015**

- Report the total number of student recipients and the total dollar amounts for each program.
- Student recipients can also include eligible dependents.
- Consult with your campus certifying official, who may not be in the student financial aid office.
- For Post-9/11 GI Bill Benefits, do not include the matching institutional aid provided through the Yellow Ribbon Program if your school participated.
- Information reported to IPEDS is only what is known to the institution.
- Enter zero (0) if your institution did not have beneficiaries for that student level or program. Please do not leave a cell blank.

Type of benefit/assistance	Number of students receiving benefits/assistance	Total dollar amount of benefits/assistance awarded through the institution	Average dollar amount of benefits/assistance awarded through the institution
Post-9/11 GI Bill Benefits			
Undergraduate students	<input type="text"/>	<input type="text"/>	
Graduate students	<input type="text"/>	<input type="text"/>	
Total			
Department of Defense Tuition Assistance Program			
Undergraduate students	<input type="text"/>	<input type="text"/>	
Graduate students	<input type="text"/>	<input type="text"/>	
Total			



Student Financial Aid, Private Academic Reporters

Table of Contents

SFA Component has expanded from gathering data on only undergraduate survey component to all students (undergraduates and graduate students) because of the new question on military servicemembers and veterans' educational benefits. The survey instructions that follow are split into two sections. Section 1 discusses the portion of the SFA component that asks questions about your undergraduate students only. Section 2 explains the portion of the SFA component that ask questions about your military and veteran students. As you complete both sections of SFA, please refer where to get help and note where the data will appear.

Where to Get Help

Where the Data Will Appear

Section 1. SFA - Undergraduate Students

Purpose of Component

Who Must Report

Changes in Reporting

General Instructions

What You Will Need

About the Data

Context Boxes

Interactive Edits

Coverage

Reporting Period

Student Cohort

What to Include

What NOT to Include

Detailed Instructions

Part A - Establish Your Groups

Part B - Financial Aid About Group 1

Part C - Enter Financial Aid About Group 2

Part D - Enter Financial Aid About Group 3

Part E - Enter Financial Aid About Group 4

Part F - Net Price Calculation for Group 3

Part G - Net Price Calculation for Group 4

Section 2. Military Servicemembers and Veteran Students with Benefits

Purpose

Who Must Report

Changes in Reporting

General Instructions

What You Will Need

About the Data

Context Boxes

Interactive Edits

Coverage

Reporting Period

Detailed Instructions

Where to Get Help with Reporting

IPEDS Help Desk

Phone: 1-877-225-2568

Email: ipedshelp@rti.org

Web Tutorials

You can also consult the [IPEDS Website Trainings & Outreach](#) page which contains several tutorials on IPEDS data collection, a self-paced overview of IPEDS tools, and other valuable resources.

IPEDS Resource Page

The [IPEDS Website Reporting Tools](#) page contains frequently asked questions, a link to data tip sheets, tutorials, taxonomies, information centers (e.g., academic libraries, average net price, human resources, race/ethnicity, etc.), and other valuable information.

[Top ▲](#)

Where the Reported Data Will Appear

Data collected through IPEDS will be accessible at the institution- and aggregate-levels.

At the institution-level, data will appear in the:

- [College Navigator Website](#)
- [IPEDS Data Center](#)
- [IPEDS Data Feedback Reports](#)
- [College Affordability and Transparency Center Website](#)

At the aggregate-level, data will appear in:

- [IPEDS First Looks](#)
- [IPEDS Table Library](#)
- [IPEDS Data Feedback Reports](#)
- [The Digest of Education Statistics](#)
- [The Condition of Education](#)

[Top ▲](#)

Section 1. SFA - Undergraduate Students

Purpose of Component

The purpose of the IPEDS Student Financial Aid (SFA) component is to collect information about financial aid provided to various groups of undergraduate students in order to meet requirements of the *Higher Education Act of 1965* (HEA), as amended. Item areas include:

- Financial aid about all undergraduate students
- Financial aid about all full-time, first-time degree/certificate-seeking students
- Financial aid and living arrangement information about all full-time, first-time degree/certificate-seeking students who were awarded grant aid. For public institutions, this includes only students who paid the in-state or in-district tuition rate. For program reporters, this includes only students enrolled in the institution's largest program.
- Financial aid and living arrangement information about all full-time, first-time degree/certificate-seeking students who were awarded any Title IV federal student aid by income. For public institutions, this includes only students who paid the in-state or in-district tuition rate. For program reporters, this includes only students enrolled in the institution's largest program.
- Net Price Calculation for full-time, first-time degree/certificate-seeking students who were awarded grant aid. For public institutions, this includes only students who paid the in-state or in-district tuition rate. For program reporters, this includes only students enrolled in the institution's largest program.
- Net Price Calculation for full-time, first-time degree/certificate-seeking students who were awarded any Title IV federal student aid by income. For public institutions, this includes only students who paid the in-state or in-district tuition rate. For program reporters, this includes only students enrolled in the institution's largest program.

[Top ▲](#)

Who Must Report

Institutions that had undergraduate students enrolled during the prior academic year must report.

[Top ▲](#)

Changes in Reporting

There were no changes implemented for the 2015-16 data collection period.

Top ▲

General Instructions

What You Will Need

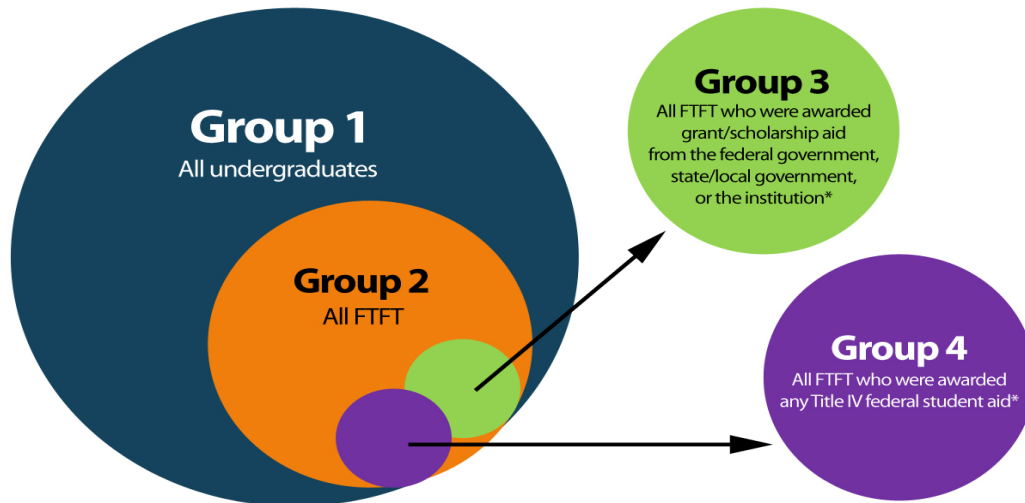
The institution's financial aid system should be the beginning basis for reporting to this IPEDS component. Data providers for this component should be familiar with college and university practices associated with student financial aid. In general, there are two types of financial aid data that will be requested in this component. These types are:

- Numbers of students that meet certain conditions
- Total aid dollars awarded to these students

To complete this component, data providers will need the following:

1. Financial aid information about the following student groups:

- **Group 1.** All undergraduate students
- **Group 2.** Of the students in Group 1, those who are full-time, first-time degree/certificate-seeking students
- **Group 3.** Of the students in Group 2, those who were awarded grant or scholarship aid from the following sources: the federal government, state/local government, or the institution
- **Group 4.** Of the students in Group 2, those who were awarded Title IV federal student aid



*For public institutions, include only those students paying the in-state or in-district tuition rate. For program reporters, include only those students enrolled in the institution's largest program.

2. Living arrangement information for full-time, first-time degree/certificate-seeking undergraduate students who were awarded grant or scholarship aid during the reporting period
3. Living arrangement information for full-time, first-time degree/certificate-seeking undergraduate students who were awarded Title IV federal student aid during the reporting period
4. Income levels for full-time, first-time degree/certificate-seeking undergraduate students who were awarded Title IV federal student aid during the reporting period

About the Data

ive different types of data appear in this component. There are data:

- That institutions provide from their own financial aid records
- That are prior year data, shown in red, which can be used as a comparison with the current year's data being reported
- That are carried forward from the IPEDS Fall Enrollment (EF) component and the IPEDS Institutional Characteristics (IC) component that your institution completed in the most recent collections of those components.
- That are carried forward from one part of the Student Financial Aid component to another part to ensure that the data are internally consistent
- That are calculated from the other data elements

In the latter two cases, the data provider should check that the data that are carried forward and calculated are consistent with the data in the institution's underlying financial aid records. If the data carried forward or calculated are not consistent with the institution's records, then an error in data entry may have occurred.

Context Boxes

Optional context boxes throughout the component allow institutions to provide more information regarding reported data. Note that the information in these context boxes may be posted on the U.S. Department of Education's College Navigator website. NCES will review entries in these context boxes for applicability and appropriateness before posting them on College Navigator. However, institutions should ensure that entries in these context boxes are free from grammatical and spelling errors and are written to be understood by students and parents.

Interactive Edits

This component contains interactive edits that will check for blank fields, invalid values, or values that fall outside expected ranges. Some error messages will require you to confirm or explain the values that you entered. Some error messages are fatal and will require you to contact the IPEDS Help Desk (1-877-225-2568 or ipedshelp@rti.org) for resolution.

Top ▲

Coverage Reporting Period

The data reported for this component should be for the prior academic year.

Student Cohort

The student cohort covered by this component includes undergraduate students enrolled in the prior academic year as of October 15 or as of the institution's official fall reporting date.

What to Include

The following types of financial aid should be reported in this component:

- **Federal grants (grants/educational assistance funds):** Grants provided by federal agencies such as the U.S. Department of Education, including Title IV federal student aid grants such as Pell grants, Federal Supplemental Educational Opportunity Grants (FSEOG), Academic Competitiveness Grants (ACG), National Science and Mathematics Access to Retain Talent (National SMART) Grants, and Teacher Education Assistance for College and Higher Education (TEACH) Grants. Also include need-based and merit-based educational assistance funds and training vouchers provided from other federal agencies and/or federally-sponsored educational benefits programs.

Do not include veterans education benefits, as defined in section 480(c) of the HEA, as they are no longer treated as Estimated Financial Assistance for Federal Student Aid purposes. For more information, visit <http://www.ifap.ed.gov/eannouncements/081309GuidFedVeteransEdBenefits.html>.

- **Federal loans to students:** Monies from the federal government that must be repaid for which the student is the designated borrower. This type of aid includes all Title IV federal student loan aid such as Federal Perkins Loans, Subsidized Direct or FFEL Stafford Loans, and Unsubsidized Director or FFEL Stafford Loans. Do not include PLUS loans and other federal loans not made directly to the student.
- **State/local government grants (grants/scholarships/waivers):** Grants that were awarded by your state such as Leveraging Educational Assistance Partnerships (LEAP) (formerly SSIGs) and Robert C. Byrd Honors Scholarships. Include merit-based grants or scholarships that were provided by your state or local government. Also include tuition and fee waivers for which your institution was reimbursed by a state or local government agency.
- **Institutional grants or scholarships (scholarships/waivers):** Grants, scholarships, and fellowships granted and funded by the institution and/or individual departments within the institution and are limited to students attending your institution. Also include scholarships targeted to certain individuals (e.g., based on state of residence, major, or participation in athletic activities) for which the institution designates the recipient. Also include institutional tuition and fee waivers for which your institution was not reimbursed by a state or local government agency. This is not intended to include Federal Work Study.
- **Private grants or scholarships:** Grants or scholarships to students that are awarded and paid by an outside organization but are directed through the institution's financial aid office (e.g., Rotary Club Scholarship).
- **Private loans to students:** Monies that must be repaid to the lending institution for which the student is the designated borrower. Include all institutionally- and privately-sponsored loans. Do not include loans that are not made directly to the student.

NOTE: In this component, "aid awarded" refers to grant or scholarship aid that was awarded to students or to loans awarded to and accepted by students. For reporting grant or scholarship aid, institutions should report on aid that was awarded to students. This amount may be different from the amount that was actually disbursed to students. For example, a student may be awarded grant or scholarship aid at the beginning of the academic year but then leave the institution before the entire amount is disbursed. In this case, institutions should report the original amount of grant or scholarship aid that was awarded. For reporting loans to students, institutions should continue to report on loans that were awarded to and accepted by the student.

Note also that different types of financial aid should be reported for different groups of students. Please review the instructions and the screens carefully to ensure that you are reporting the correct types of financial aid in the appropriate parts.

Institutions need to report aid in this component such that the net price calculations shown on College Navigator and used for the College Affordability and Transparency lists are a reflection of what students actually pay.

In cases where a student is awarded aid for multiple academic years within one aid year period, institutions should report only aid awarded for the student's first academic year.

For total aid amounts, report to the nearest whole dollar and omit cents. For student counts, an unduplicated count should be given within a given aid category (e.g., Pell grants). However, a student can appear in more than one aid category.

What NOT to Include

Do not report student counts or aid amounts for the following:

- Students who were **only** graduate students at the institution during the reporting period
- Students who were enrolled **exclusively** in courses not creditable toward a certificate/degree
- Students who were enrolled **exclusively** in Continuing Education Units (CEUs)
- Students who were **exclusively** auditing classes

Do not report Federal Work Study amounts into any total aid amounts.

Do not report loans that are made to someone other than the student.

Do not report military/veterans aid in Section 1. Such aid is ONLY reported in Section 2.

Top ▲

Detailed Instructions

This section provides line-by-line instructions for each part of the Student Financial Aid component.

Part A - Establish Your Groups

Part A establishes the number of students in various groups. Note that the data you report on this screen will be carried forward to other parts of the Student Financial Aid component.

Instructions:

In the fields provided, report the number of students in each of the following groups:

Item	Description
------	-------------

01.	Group 1
------------	----------------

	All undergraduate students
--	-----------------------------------

	Report the number of all undergraduate students who were enrolled for the prior year as of October 15 or your institution's official fall reporting date. Include all new and continuing undergraduate students (full-time students, part-time students, degree/certificate-seeking students, non-degree/certificate-seeking students, and all others). This number will be preloaded from your institution's IPEDS Fall Enrollment component, but it may be modified if necessary. If you have questions about the value that has been preloaded in this field, please contact your institution's IPEDS Keyholder.
--	---

02.	Group 2
------------	----------------

	Of those in Group 1, those who are full-time, first-time degree/certificate-seeking
--	--

	Report the number of students who are full-time, first-time degree/certificate-seeking undergraduates. This number will be preloaded from your institution's IPEDS Fall Enrollment component, but it may be modified if necessary. If you have questions about the value that has been preloaded in this field, please contact your institution's IPEDS Keyholder.
--	--

	02a. Of those in Group 2, those who were awarded any Federal Work Study; loans to students; or grant or scholarship aid from the federal government, state/local government, the institution, or other sources known to the institution
--	--

	Report the number of students who were awarded any of the following:
--	--

- | | |
|--|---|
| | <ul style="list-style-type: none">• Federal Work Study;• Government and/or private loans to students;• Grant or scholarship aid from the federal government, state/local government, or the institution; or• Grant or scholarship aid from other sources known to the institution, such as aid from private sources (e.g., Rotary Club Scholarship). |
|--|---|

	Note that the students reported in Line 02a are not defined as a particular group because no additional financial aid information will be collected about these students.
--	---

	02b. Of those in Group 2, those who were awarded any loans to students or grant or scholarship aid from the federal government, state/local government, or the institution
--	---

	Report the number of students who were awarded any of the following:
--	--

- | | |
|--|---|
| | <ul style="list-style-type: none">• Government and/or private loans to students; or• Grant or scholarship aid from the federal government, state/local government, or the institution. |
|--|---|

	Note that the students reported in Line 02b are not defined as a particular group because no additional financial aid information will be collected about these students.
--	---

03. Group 3
Of those in Group 2, those who were awarded grant or scholarship aid from the following sources: the federal government, state/local government, or the institution

Report students who were awarded grant or scholarship aid from the following sources: the federal government, state/local government, or the institution. Do not include students who were awarded aid only from other sources.

04. Group 4
Of those in Group 2, those who were awarded any Title IV federal student aid

Report students who were awarded any Title IV federal student aid (i.e., report students who were awarded federal grant aid or who were awarded federal work study or federal student loans).

Title IV federal student aid includes:

- Federal Pell Grant, Federal Supplemental Educational Opportunity Grant (FSEOG), Academic Competitiveness Grant (ACG), National Science and Mathematics Access to Retain Talent Grant (National SMART Grant), Teacher Education Assistance for College and Higher Education (TEACH) Grant
- Federal Work Study
- Federal Perkins Loan, Subsidized Direct or FFEL Stafford Loan, and Unsubsidized Direct or FFEL Stafford Loan

Top ▲

Part B - Financial Aid About Group 1

This part is intended to collect information about the number of Group 1 students and the total amounts of aid they were awarded by different aid types. Group 1 students are all undergraduate students enrolled in the prior fall.

For this part, report:

For These Students	The Following Type(s) of Aid	Awarded in This Period
• All undergraduate students enrolled in the prior fall	<ul style="list-style-type: none"> • Grant or scholarship aid from the federal government • Grant or scholarship aid from state/local government • Grant or scholarship from the institution • Grant or scholarship aid from other sources known to the institution • Loans to students from the federal government 	• Any time during the prior academic year

Data carried forward from Part A include the following:

Information from Part A:	Prior Fall
Group 1 All undergraduate students (This number is carried forward from Part A, Line 01)	Carried forward from Part A

Instructions:

In the fields provided, report the number of Group 1 students and the total amount of aid awarded to these students for each type of aid.

Item Description

01. Grant or scholarship aid from the federal government, state/local government, the institution, and other sources known to the institution

Column 1. Report the number of students in Group 1 who were awarded grant or scholarship aid from the federal government, state/local government, the institution, and other sources known to the institution.

Column 2. The percentage of students in Group 1 who were awarded grant or scholarship aid is calculated for you.

Column 3. Report the total dollar amount of grant or scholarship aid from the federal government, state/local government, the institution, and other sources known to the institution awarded to Group 1 students.

Column 4. The average amount of grant or scholarship aid awarded to Group 1 students is calculated for you.

02. Pell grants

Column 1. Report the number of Group 1 students who were awarded Pell grants. Do not include any other type of federal grant aid (e.g., Academic Competitiveness Grants).

Column 2. The percentage of Group 1 students who were awarded Pell grants is calculated for you.

Column 3. Report the total dollar amount of Pell grants awarded to Group 1 students. Do not include any other type of federal grant aid (e.g., Academic Competitiveness Grants).

Column 4. The average amount of Pell grants awarded to Group 1 students is calculated for you.

03. Federal student loans

Column 1. Report the number of Group 1 students who were awarded federal loans to students. Do not include any other type of federal loans (e.g., PLUS loans, which are made to the parent of a student).

Column 2. The percentage of Group 1 students who were awarded federal student loans is calculated for you.

Column 3. Report the total dollar amount of federal student loans awarded to Group 1 students. Do not include any other type of federal loans (e.g., PLUS loans, which are made to the parent of a student).

Column 4. The average amount of federal student loans awarded to students in Group 1 is calculated for you.

Context Box You may use the space below to provide context for the data you've reported. The information you enter in this context box may be posted on [College Navigator](#) and should be written to be understood by students and parents. Make sure that your entries are free from grammatical and spelling errors.

Top ▲

Part C - Enter Financial Aid about Group 2

This part is intended to collect information about the number of Group 2 students and the total amounts of aid they were awarded by different aid types. Group 2 students are all full-time, first-time degree/certificate-seeking undergraduate students enrolled in the prior Fall.

For this part, report:

For These Students	The Following Type(s) of Aid	Awarded in This Period
<ul style="list-style-type: none"> • Full-time, first-time, degree/certificate-seeking undergraduate students enrolled in the prior Fall 	<ul style="list-style-type: none"> • Grant or scholarship aid from the federal government • Grant or scholarship aid from state/local government • Grant or scholarship from the institution • Loans to students from the federal government and from other sources, including private loans • Do <u>not</u> include grant or scholarship aid from private or other sources • Do <u>not</u> include PLUS loans or loans made to anyone other than the student 	<ul style="list-style-type: none"> • Any time during the prior academic year

Data carried forward from Part A include the following:

Information from Part A:	Prior Fall
<p>Group 2a Of those in Group 2, those who were awarded any Federal Work Study, loans to students, or grant or scholarship aid from the federal government, state/local government, the institution, or other sources known to the institution (This number is carried forward from Part A, Line 02a)</p>	<p>Carried forward from Part A</p>
<p>Group 2b Of those in Group 2, those who were awarded any loans to students or grant or scholarship aid from the federal government, state/local government, or the institution</p>	<p>Carried forward from Part A</p>

(This number is carried forward from Part A, Line 02b)

Two aid categories in this section are further disaggregated into subcategories. Because students may be awarded more than one type of aid, the sum of the values you enter in the subcategories will not necessarily equal the value you enter in the aid category. However, the total number of students reported for the aid category cannot exceed the sum of subcategories. (For example, the number of students who were awarded federal grants cannot exceed the sum of the number of students who were awarded Pell grants and the number who were awarded other federal grants). In addition, the total number of students reported for an aid category must be at least as large as the largest of those reported in a subcategory.

Instructions:

In the fields provided, report the number of Group 2 students and the total amount of aid they were awarded for each type of aid.

Item Description

01. Grant or scholarship aid from the federal government, state/local government, and the institution

Column 1. Report the number of Group 2 students who were awarded one or more grants or scholarships from the federal government, state/local government, or the institution. If a student appears in more than one type of aid category in Lines 02 through 04, that student should only be counted once for Line 01. Do not include students who were awarded **only** grants or scholarships from private sources (e.g., Rotary Club Scholarship).

Column 2. The percentage of Group 2 students who were awarded one or more grants or scholarships from the federal government, state/local government, or the institution will be calculated for you.

Column 3. The total dollar amount for Line 01 will be calculated for you. This value is calculated using the following formula: [(Line 02, Column 3) + (Line 03, Column 3) + (Line 04, Column 3)].

Column 4. The average amount of grants or scholarships from the federal government, state/local government, or the institution awarded to Group 2 students will be calculated for you.

02. Federal grants

This aid category is disaggregated into the following two subcategories: Pell grants and other federal grants.

Column 1. Report the number of Group 2 students who were awarded one or more grants from the federal government. This includes Pell grants and other federal grants. If a student appears in more than one type of aid category in Lines 02a or 02b, that student should only be counted once for Line 02. **Note that this number should be at least as large as the largest number reported in Line 02a, Column 1 or Line 02b, Column 1. In addition, this number cannot exceed the sum of [(Line 02a, Column 1) + (Line 02b, Column 1)].**

Column 2. The percentage of Group 2 students who were awarded one or more grants from the federal government will be calculated for you.

Column 3. The total dollar amount for Line 02 will be calculated for you. This value is calculated using the following formula: [(Line 02a, Column 3) + (Line 02b, Column 3)].

Column 4. The average amount of grants from the federal government awarded to Group 2 students will be calculated for you.

02a. Pell grants

Column 1. Report the number of Group 2 students who were awarded a Pell grant.

Column 2. The percentage of Group 2 students who were awarded a Pell grant will be calculated for you.

Column 3. Report the total dollar amount of all Pell grants awarded to Group 2 students.

Column 4. The average amount of Pell grants awarded to Group 2 students will be calculated for you.

02b. Other federal grants

Column 1. Report the number of Group 2 students who were awarded other federal grants. Other federal grants include Title IV grant aid **other than a Pell grant**.

Column 2. The percentage of students Group 2 students who were awarded other federal grants will be calculated for you.

Column 3. Report the total dollar amount of all other federal grants awarded to Group 2 students.

Column 4. The average amount of other federal grants awarded to Group 2 students will be calculated for you.

03. State/local government grants or scholarships (grants/scholarships/waivers)

Column 1. Report the number of Group 2 students who were awarded grant or scholarship aid from a state/local government. This includes grants, scholarships, or waivers funded by a state or local government. Do not include any other types of grants.

Column 2. The percentage of Group 2 students who were awarded grants or scholarships from a state/local government will be calculated for you.

Column 3. Report the total dollar amount of all grants or scholarships from a state/local government awarded to Group 2 students.

Column 4. The average amount of grants or scholarships from a state/local government awarded to Group 2 students will be calculated for you.

04. Institutional grants or scholarships (scholarships/fellowships)

Column 1. Report the number of Group 2 students who were awarded grant or scholarship aid from the institution. This includes grants, scholarships, or fellowships funded by the institution. Do not include any other types of grants.

Column 2. The percentage of Group 2 students who were awarded grants or scholarships from the institution will be calculated for you.

Column 3. Report the total dollar amount of all grants or scholarships from the institution awarded to Group 2 students.

Column 4. The average amount of grants or scholarships from the awarded to Group 2 students will be calculated for you.

05. Loans to students

This aid category is disaggregated into the following two subcategories: federal loans and other loans.

Column 1. Report the number of Group 2 students who were awarded one or more loans to students. This includes loans from the federal government and from other sources (including private lenders). If a student appears in more than one type of loan category in Lines 05a or 05b, that student should only be counted once for Line 05. **Note that this number should be at least as large as the largest number reported in Line 05a, Column 1 or Line 05b, Column 1. In addition, this number cannot exceed the sum of [(Line 05a, Column 1) + (Line 05b, Column 1)].**

Column 2. The percentage of Group 2 students who were awarded one or more loans to students will be calculated for you.

Column 3. The total dollar amount for Line 05 will be calculated for you. This value is calculated using the following formula: [(Line 05a, Column 3) + (Line 05b, Column 3)].

Column 4. The average amount of loans to students awarded to Group 2 students will be calculated for you.

05a. Federal loans

Column 1. Report the number of Group 2 students who were awarded one or more loans to students from the federal government. Do not include loans to others (e.g., PLUS loans to parents) and do not include any other type of grant or loan aid.

Column 2. The percentage of Group 2 students who were awarded one or more loans to students from the federal government will be calculated for you.

Column 3. Report the total dollar amount of all loans to students from the federal government awarded to Group 2 students.

Column 4. The average amount of loans to students from the federal government awarded to Group 2 students will be calculated for you.

05b. Other loans

Column 1. Report the number of Group 2 students who were awarded one or more loans to students from sources **other than the federal government**. This includes private loans to students. Do not include loans to others (e.g., loans to parents).

Column 2. The percentage of Group 2 students who were awarded one or more loans to students from sources other than the federal government will be calculated for you.

Column 3. Report the total dollar amount of all loans to students from sources other than the federal government awarded to Group 2 students.

Column 4. The average amount of loans to students from sources other than the federal government awarded to Group 2 students will be calculated for you.

Context Box You may use the space below to provide context for the data you've reported. For example, institutions may report in the context box other sources of private aid not included in the categories above (e.g., Rotary Club Scholarship). The information you enter in this context box may be posted on [College Navigator](#) and should be written to be understood by students and parents. Make sure that your entries are free from grammatical and spelling errors.

Top ▲

Part D - Enter Financial Aid about Group 3

This part is intended to collect information used to estimate the average net price for Group 3 students in Part F. Group 3 students are all full-time, first-time degree/certificate-seeking undergraduate students enrolled in the prior fall who were awarded grant or scholarship aid from the following sources: federal government, state/local government, or the institution. Students who were awarded only grant or scholarship aid from private or other sources, or students who were awarded only non-grant aid should not be included in this group. For this part, report:

For These Students	The Following Type(s) of Aid	Awarded in This Period
<ul style="list-style-type: none"> • Full-time, first-time, degree/certificate-seeking undergraduate students enrolled in the prior fall who were awarded grant or scholarship aid from the following sources: the federal government, state/local government, or the institution • Do <u>not</u> include students who were awarded only grant or scholarship aid from private or other sources, or students who were awarded only non-grant aid. 	<ul style="list-style-type: none"> • Grant or scholarship aid from the federal government • Grant or scholarship aid from state/local government • Grant or scholarship from the institution • Do <u>not</u> include grant or scholarship aid from private or other sources. 	<ul style="list-style-type: none"> • Any time during the prior academic year.

Data carried forward from Part A include the following:

Information from Part A:	YOUR PRIOR YEAR DATA	YOUR PRIOR YEAR DATA	2014-15
	2012-13	2013-14	
Group 3 Full-time, first-time degree/certificate-seeking undergraduate students who were awarded grant or scholarship aid from the following sources: the federal government, state/local government, or the institution (This number is carried forward from Part A, Line 03)	Pre-loaded	Pre-loaded	Carried forward from Part A

Note: In this part, you will be asked to report living arrangement information for Group 3 students. The living arrangement categories used in this component are the same categories used to describe living arrangements for Federal Student Aid purposes. Students indicate their intended living arrangement on the Free Application for Federal Student Aid (FAFSA).

Institutions should use the most recently available information regarding student living arrangement. For example, a student may have indicated on her or his FAFSA or an institutional financial aid application that she or he planned to live at home with family. But when the student enrolled, she or he decided to live on campus. Although the student may not have modified the FAFSA to reflect the updated living arrangement, the institution may have more recent information in its financial aid system indicating that the student lived on campus according to the most recent aid package for that student during the financial aid year. In this case, the institution should classify this student as an on-campus student.

A student should be counted in only one category—the one that the institution used most recently to develop or modify that student's financial aid package. If a student in this group did not complete the FAFSA, that student may appear as having an unknown living arrangement in Line 01d. However, if the institution knows the living arrangement for the student, then the student should be reported in the appropriate category.

Instructions:

In the fields provided, report the number of Group 3 students with each type of living arrangement and the total amount of grant or scholarship aid from the federal government, state/local government, or the institution awarded to these students.

Item Description

- 01. Report the number of Group 3 students with the following living arrangements.**
 - 01a. On-campus.** Report the number of Group 3 students who lived on-campus.
 - 01b. Off-campus (with family).** Report the number of Group 3 students who lived off-campus with their parents or guardians.
 - 01c. Off-campus (not with family).** Report the number of Group 3 students who lived off-campus not with their parents or guardians.
 - 01d. Unknown (calculated).** This value is calculated using the following formula: $[A03 - (D01a + D01b + D01c)]$, where A03 is the number of Group 3 students that you entered in Part A, Line 03. Note that this number should be a small percentage of the total number of students in a given year because institutions should have this information available for all students that completed the FAFSA as well as other information they have in their financial aid data systems.
- 02. Report the total amount of grant or scholarship aid from the federal government, state/local government, or the institution awarded to Group 3 students**
Report the total dollar amount of grants and scholarship aid from the federal government, state/local government, or the institution awarded to Group 3 students. Exclude grant or scholarship aid from private sources (e.g., Rotary Club Scholarship) and exclude all loan aid.
- 03. Average grant or scholarship aid from the federal government, state/local government, or the institution awarded to Group 3 students**
The average grant or scholarship aid from the federal government, state/local government, or the institution awarded to Group 3 students will be calculated for you. This value is calculated using the following formula: $[D02/A03]$. This amount will be used in Part F to calculate net price.

Top ▲

Part E - Enter Financial Aid about Group 4

This part is intended to collect information used to estimate the average net price for Group 4 students in Part G. Group 4 students are full-time, first-time degree/certificate-seeking undergraduates enrolled in the prior fall who were awarded any Title IV federal student aid (i.e., students who were awarded federal grant aid or who were awarded federal work study or federal student loans)

Title IV federal student aid includes the following:

- Federal Pell Grant, Federal Supplemental Educational Opportunity Grant (FSEOG), Academic Competitiveness Grant (ACG), National Science and Mathematics Access to Retain Talent Grant (National SMART Grant), Teacher Education Assistance for College and Higher Education (TEACH) Grant
- Federal Work Study
- Federal Perkins Loan, Subsidized Direct or FFEL Stafford Loan, and Unsubsidized Direct or FFEL Stafford Loan

For this part, report:

For These Students	The Following Type(s) of Aid	Awarded in This Period
• Full-time, first-time, degree/certificate-seeking undergraduate students enrolled in the prior fall who were awarded any Title IV federal student aid	<ul style="list-style-type: none"> • Grant or scholarship aid from the federal government • Grant or scholarship aid from state/local government • Grant or scholarship from the institution • Do <u>not</u> include grant or scholarship aid from private or other sources. • Do <u>not</u> include loan amounts. • Do <u>not</u> include Federal Work Study amounts. 	• Any time during the prior academic year

Data carried forward from Part A include the following:

Information from Part A:	YOUR PRIOR YEAR DATA	YOUR PRIOR YEAR DATA	2014-15
	2012-13	2013-14	
Group 4 Full-time, first-time degree/certificate-seeking undergraduate students who were awarded any Title IV federal student aid (This number is carried forward from Part A, Line 04)	Pre-loaded	Pre-loaded	Carried forward from Part A

Notes: In this part, you will be asked to report living arrangement information for Group 4 students. The living arrangement categories used in this component are the same categories used to describe living arrangements for Federal Student Aid purposes. Students indicate their intended living arrangement on the Free Application for Federal Student Aid (FAFSA).

Institutions should use the most recently available information regarding student living arrangement. For example, a student may have indicated on her or his FAFSA or an institutional financial aid application that she or he planned to live at home with family. But when the student enrolled she or he decided to live on campus. Although the student may not have modified the FAFSA to reflect the updated living arrangement, the institution may have more recent information in its financial aid system indicating that the student lived on campus according to the most recent aid package for that student during the financial aid year. In this case, the institution should classify this student as an on-campus student.

A student should be counted in only one category—the one that the institution used most recently to develop or modify that student’s financial aid package. If a student in this group did not complete the FAFSA, that student may appear as having an unknown living arrangement in Line 01d. However, if the institution knows the living arrangement for the student, then the student should be reported in the appropriate category.

In this part, you will also be asked to report the number of students in Group 4 and the total amount of grant or scholarship aid they were awarded by income level. To determine the income level of the student, use the income that was used by the institution’s financial aid office to determine the student’s Expected Family Contribution (EFC). For dependent students this will include the parents’ adjusted gross income and the student’s adjusted gross income. For independent students this will include the student’s adjusted gross income.

Instructions:

In the fields provided, report the number of Group 4 students with each type of living arrangement.

Item Description

01. Report the number of Group 4 students with the following living arrangements.

- 01a. On-campus.** Report the number of Group 4 students who lived on-campus.
- 01b. Off-campus (with family).** Report the number of Group 4 students who lived off-campus with their parents or guardians.
- 01c. Off-campus (not with family).** Report the number of Group 4 students who lived off-campus not with their parents or guardians.
- 01d. Unknown (calculated).** This value is calculated using the following formula: $[A04 - (E01a + E01b + E01c)]$, where A04 is the number of Group 4 students that you entered in Part A, Line 04. Note that this number should be a small percentage of the total number of students in a given year because institutions should have this information available for all students that completed the FAFSA as well as other information they have in their financial aid data systems.

In the fields provided, report the number of Group 4 students who were awarded any Title IV aid (column 1); the number of Group 4 students who were awarded any grant or scholarship aid from the federal government, state/local government, or the institution (column 2); and the total amount of grant or scholarship aid from the federal government, state/local government, or the institution awarded to these students by income level (column 3).

Item

02.	02a.	\$0–30,000	Description
			<p>Column 1. Report the number of Group 4 students in this income level who were awarded any Title IV aid.</p> <p>Column 2. Report the number of Group 4 students in this income level who were awarded who were awarded any grant or scholarship aid from the federal government, state/local government, or the institution.</p> <p>Column 3. Report the total amount of grant or scholarship aid awarded to Group 4 students in this income level from the following sources: federal government, state/local government, or the institution.</p> <p>Column 4. The average dollar amount of grant or scholarship aid awarded to Group 4 students in this income level from the federal government, state/local government, or the institution will be calculated for you.</p>
	02b.	\$30,001–48,000	<p>Column 1. Report the number of Group 4 students in this income level who were awarded any Title IV aid.</p> <p>Column 2. Report the number of Group 4 students in this income level who were awarded any grant or scholarship aid from the federal government, state/local government, or the institution.</p> <p>Column 3. Report the total amount of grant or scholarship aid awarded to Group 4 students in this income level from the following sources: federal government, state/local government, or the institution.</p> <p>Column 4. The average dollar amount of grant or scholarship aid awarded to Group 4 students in this income level from the federal government, state/local government, or the institution will be calculated for you.</p>
	02c.	\$48,001–75,000	<p>Column 1. Report the number of Group 4 students in this income level who were awarded any Title IV aid.</p> <p>Column 2. Report the number of Group 4 students in this income level who were awarded any grant or scholarship aid from the federal government, state/local government, or the institution.</p> <p>Column 3. Report the total amount of grant or scholarship aid awarded to Group 4 students in this income level from the following sources: federal government, state/local government, or the institution.</p> <p>Column 4. The average dollar amount of grant or scholarship aid awarded to Group 4 students in this income level from the federal government, state/local government, or the institution will be calculated for you.</p>
	02d.	\$75,001–110,000	<p>Column 1. Report the number of Group 4 students in this income level who were awarded any Title IV aid.</p> <p>Column 2. Report the number of Group 4 students in this income level who were awarded any grant or scholarship aid from the federal government, state/local government, or the institution.</p>

02e.	\$110,001 and more	<p>Column 3. Report the total amount of grant or scholarship aid awarded to Group 4 students in this income level from the following sources: federal government, state/local government, or the institution.</p> <p>Column 4. The average dollar amount of grant or scholarship aid awarded to Group 4 students in this income level from the federal government, state/local government, or the institution will be calculated for you.</p> <p>Column 1. Report the number of Group 4 students in this income level who were awarded any Title IV aid.</p> <p>Column 2. Report the number of Group 4 students in this income level who were awarded any grant or scholarship aid from the federal government, state/local government, or the institution.</p> <p>Column 3. Report the total amount of grant or scholarship aid awarded to Group 4 students in this income level from the following sources: federal government, state/local government, or the institution.</p> <p>Column 4. The average dollar amount of grant or scholarship aid awarded to Group 4 students in this income level from the federal government, state/local government, or the institution will be calculated for you.</p>
02f.	Total all income levels	<p>Column 1. The total number of Group 4 students who were awarded any Title IV aid will be calculated for you.</p> <p>Column 2. The total number of Group 4 students who were awarded any grant or scholarship aid from the federal government, state/local government, or the institution will be calculated for you.</p> <p>Column 3. The total amount of grant or scholarship aid awarded to Group 4 students from the federal government, state/local government, or the institution will be calculated for you.</p> <p>Column 4. The average dollar amount of grant or scholarship aid awarded to Group 4 students from the federal government, state/local government, or the institution will be calculated for you.</p>

Top ▲

Part F - Net Price Calculation for Group 3

This part is intended to summarize the information used to estimate the average net price for Group 3 students. Group 3 students are all full-time, first-time degree/certificate-seeking undergraduate students enrolled in the prior fall who were awarded grant or scholarship aid from the following sources: the federal government, state/local government, or the institution.

As required by the HEOA, the average net price for Group 3 students will be posted on [College Navigator](#). In addition, the average net price calculated for this group will be used in the U.S. Department of Education's [College Affordability and Transparency lists](#).

The components used to estimate the average net price include the average total cost of attendance and the average grant or scholarship aid awarded to Group 3 students. The total cost of attendance is the sum of published tuition and required fees (Line 01), books and supplies (Line 02) and the weighted average by living arrangement for room and board and other expenses (Line 05). Information about cost of attendance is carried forward from data that your institution reported in the Institutional Characteristics component of IPEDS. If you did not enter this information and have questions about the values entered here, contact your institution's IPEDS Keyholder.

The source or calculation for each line is described here.

Item	Description
01.	<p>Published tuition and required fees</p> <p>The published tuition and required fees are carried forward from data that your institution reported on the IPEDS Institutional Characteristics component, Part D - Student Charges, Cost of Attendance.</p>
02.	<p>Books and supplies</p> <p>The cost for books and supplies are carried forward from data that your institution reported on the IPEDS Institutional Characteristics component, Part D - Student Charges, Cost of Attendance.</p>
03.	<p>Room and board and other expenses by living arrangement</p> <p>The cost for room and board and other expenses by living arrangement are carried forward from data that your institution reported on the IPEDS Institutional Characteristics component, Part D - Student Charges, Cost of Attendance.</p>
04.	<p>Number of Group 3 students by living arrangement</p> <p>These numbers are carried forward from Part D, Lines 01a through 01d.</p>
05.	<p>Weighted average by living arrangement (excluding unknown values) for room and board and other expenses</p> <p>This value is generated by determining the average room and board and other expenses (Lines 03a through 03c) weighted by student living arrangement (excluding students in the unknown category). This value is calculated using the following formula: $\text{Line 05} = [(\text{Line 03a} * (\text{Line 04a} / (\text{Line 04a} + \text{Line 04b} + \text{Line 04c}))] + [\text{Line 03b} * (\text{Line 04b} / (\text{Line 04a} + \text{Line 04b} + \text{Line 04c}))] + [\text{Line 03c} * (\text{Line 04c} / (\text{Line 04a} + \text{Line 04b} + \text{Line 04c}))]$ </p>
06.	<p>Total cost of attendance</p>

This value is calculated using the following formula: Line 01 + Line 02 + Line 05.

07. Average grant or scholarship aid from the federal government, state/local government, or the institution awarded to Group 3 students

This value is carried forward from Part D, Line 04.

08. Average institutional net price for Group 3 students

The average institutional net price for full-time, first-time degree/certificate-seeking undergraduate students enrolled in the prior fall who were awarded grant or scholarship aid from the federal government, state/local government, or the institution is calculated for you. This value is calculated using the following formula: Line 06 – Line 07. The average net price for Group 3 students will be posted on [College Navigator](#) and used in the U.S. Department of Education's [College Affordability and Transparency lists](#).

Context Box You may use the space below to provide context for the data you've reported. The information you enter in this context box may be posted on [College Navigator](#) and should be written to be understood by students and parents. Make sure that your entries are free from grammatical and spelling errors.

Top ▲

Part G - Net Price Calculation for Group 4

This part is intended to summarize the information used to estimate the average net price for Group 4 students. Group 4 students are all full-time, first-time degree/certificate-seeking undergraduate students enrolled in the prior fall who were awarded Title IV federal student aid.

As required by the HEOA, the average net price for Group 4 students will be posted on [College Navigator](#).

The components used to estimate the average net price include the average total cost of attendance and the average grant or scholarship aid awarded to Group 4 students. The total cost of attendance is the sum of published tuition and required fees (Line 01), books and supplies (Line 02) and the weighted average by living arrangement for room and board and other expenses (Line 05). Information about cost of attendance is carried forward from data that your institution reported in the Institutional Characteristics component of IPEDS. If you did not enter this information and have questions about the values entered here, contact your institution's IPEDS Keyholder.

The source or calculation for each line is described here.

Item Description

01. Published tuition and required fees

The published tuition and require fees are carried forward from data that your institution reported on the IPEDS Institutional Characteristics component, Part D - Student Charges, Cost of Attendance.

02. Books and supplies

The cost for books and supplies are carried forward from data that your institution reported on the IPEDS Institutional Characteristics component, Part D - Student Charges, Cost of Attendance.

03. Room and board and other expenses by living arrangement

The cost for room and board and other expenses by living arrangement are carried forward from data that your institution reported on the IPEDS Institutional Characteristics component, Part D - Student Charges, Cost of Attendance.

04. Number of Group 4 students by living arrangement

These numbers are carried forward from Part E, Lines 01a through 01d.

05. Weighted average by living arrangement (excluding unknown values) for room and board and other expenses

This value is generated by determining the average room and board and other expenses (Lines 03a through 03c) weighted by student living arrangement (excluding students in the unknown category). This value is calculated using the following formula: Line 05 = $[Line\ 03a * (Line\ 04a / (Line\ 04a + Line\ 04b + Line\ 04c))] + [Line\ 03b * (Line\ 04b / (Line\ 04a + Line\ 04b + Line\ 04c))] + [Line\ 03c * (Line\ 04c / (Line\ 04a + Line\ 04b + Line\ 04c))]$

06. Total cost of attendance

This value is calculated using the following formula: Line 01 + Line 02 + Line 05.

07. Average grant or scholarship aid from the federal government, state/local government, or the institution awarded to Group 4 students

These values are carried forward from Part E, Line 04, Column 4 for each income level.

08. Average institutional net price for Group 4 students

The average institutional net price for full-time, first-time degree/certificate-seeking undergraduate students enrolled in the prior fall who were awarded Title IV federal student aid is calculated for you. These values are calculated for each income level using the following formula: Line 06 – Line 07. The average net price for Group 4 students by income level will be posted on [College Navigator](#).

Context Box You may use the space below to provide context for the data you've reported. The information you enter in this context box may be posted on [College Navigator](#) and should be written to be understood by students and parents. Make sure that your entries are free from grammatical and spelling errors.

Top ▲

Section 2. Military Servicemembers and Veteran Students with Benefits

Purpose of Component

The purpose of the Student Financial Aid (SFA) is collect information about the financial aid provided to various groups of undergraduates in order to meet requirements of the Higher Education Act of 1965, as amended. Starting in 2014-15 data collection year, SFA has expanded to collect information on the federal dollars supporting military servicemember and veteran undergraduate and graduate students.

As presented in the Technical Review Panel Report #36 (March 2012), the increase in beneficiaries and federal dollars has led for an increase demand for information to help prospective students look where to use their educational benefits, researchers study the impact of the programs on college outcomes, and policymakers assess the effectiveness of benefits programs and return on investment.

Top ▲

Who Must Report

All registered IPEDS institutions that educate military servicemembers, veterans, or eligible dependents receiving any Tuition Assistance Program or Post-9/11 GI Bill benefits. Report only those that **RECEIVED** the benefit(s).

Top ▲

Changes in Reporting

There were no changes implemented for the 2015-16 data collection period.

Top ▲

General Instructions

What You Will Need

If unfamiliar with these educational benefits, below is a general synopsis of each programs:

1. Post-9/11 GI Bill

- Effective August 1, 2009, benefit provides payment of tuition and fees, monthly housing allowance, and books and supplies stipend.
- Tuition and fees are paid directly to the institution on behalf the students; thus, institutions should know which students have Post-9/11 GI Bill benefits and the amount of benefits received at the institution.
- Educational benefits can be transferred to a dependent.
- Program expanded in 2011 to cover non-degree-granting programs, apprenticeships/on-the-job training programs, flight training programs, and training correspondence.
- The Yellow Ribbon program through the Post-9/11 GI Bill is an institutional aid matching program only for tuition and fees for students attending participating institutions.
- For more information, visit the Department of Veteran Affairs, Post-9/11 GI Bill Benefits website http://www.benefits.va.gov/gibill/post911_gibill.asp

2. Department of Defense Tuition Assistance

- For active duty servicemembers, reservists called to active duty, and their spouses.
- Educational payments cover only tuition and fees and are made directly to the institution.
- GI Bill benefits can be used to supplement costs not covered by this program.
- For more information, visit the Department of Defense Tuition Assistance Program website <http://www.dodmou.com/>

Consult and verify the data with your institutional representative who certifies these benefits. This individual or office may not be in the student financial aid office.

About the Data

The Post-9/11 GI Bill and Tuition Assistance programs may only highlight only two of many educational benefits provided to military servicemembers and veterans. However, from a national prospective, Post-9/11 GI Bill and Tuition Assistance programs are more likely to be found across over 7,500 IPEDS institutions.

For Yellow Ribbon participating institutions, the institutional aid provided through the Post-9/11 GI Bill Yellow Ribbon matching program should NOT be included in the Post-9/11 GI Bill's Total dollar amount of benefits/assistance awarded through the institution.

Context Boxes

Optional context boxes throughout the component allow institutions to provide more information regarding reported data. Note that the information in these context boxes may be posted on the U.S. Department of Education's College Navigator website. NCEs will review entries in these context boxes for applicability and appropriateness before posting them on College Navigator. However, institutions should ensure that entries in these context boxes are free from grammatical and spelling errors and are written to be understood by students and parents.

Interactive Edits

This component contains interactive edits that will check for blank fields, invalid values, or values that fall outside expected ranges. Some error messages will require you to confirm or explain the values that you entered. Some error messages are fatal and will require you to contact the IPEDS Help Desk (1-877-225-2568 or ipedshelp@rti.org) for resolution.

Top ▲

Coverage Reporting Period

The data reported for the Post-9/11 GI Bill benefit questions should be for the prior academic year, from July 1 to June 30. For example, for the 2015-16 data collection year, the data reported will be July 1, 2014-June 30, 2015.

The data reported for the Department of Defense Tuition Assistance Program questions should be for the prior academic year, from October 1 to September 30. For example, for the 2015-16 data collection year, the data reported will be October 1, 2014-September 30, 2015.

Top ▲

Detailed Instruction

This section provides line-by-line instructions for the Military Servicemember and Veteran Benefits Question.

For the Post-9/11 GI Bill benefit, please provide in the first column the number of students receiving the benefit during the July 1-June 30 reporting period (see coverage above). In the second column, provide the total dollar amount for each benefit during the same reporting period.

For the Department of Defense Tuition Assistance Program benefit, please provide in the first column the number of students receiving the benefit during the October 1-September 30 reporting period (see coverage above). In the second column, provide the total dollar amount for each benefit during the same reporting period.

If your institution did not have any student beneficiaries for one of the benefit programs, enter a zero (0) in the cell. In other words, do NOT leave the cell blank for a program that did not have any beneficiaries.

For Yellow Ribbon participating institutions, the institutional aid provided through the Post-9/11 GI Bill Yellow Ribbon matching program should NOT be included in the Post-9/11 GI Bill's Total dollar amount of benefits/assistance awarded through the institution.

Top ▲

Term	Definition
Federal grants (grants/educational assistance funds)	Grants provided by federal agencies such as the U.S. Department of Education, including Title IV Pell Grants and <u>Supplemental Educational Opportunity Grants (SEOG)</u> . Also includes need-based and merit-based educational assistance funds and training vouchers provided from other federal agencies and/or federally-sponsored educational benefits programs. (Used for reporting on the <u>Student Financial Aid</u> component)
Financial aid	Federal Work Study, grants, loans to students (government and/or private), assistantships, <u>scholarships</u> , <u>fellowships</u> , tuition waivers, tuition discounts, employer aid (tuition reimbursement) and other monies (other than from relatives/friends) provided to students to meet expenses. This excludes loans to parents.
First-time student (undergraduate)	A student who has no prior postsecondary experience (except as noted below) attending any institution for the first time at the <u>undergraduate level</u> . This includes students enrolled in <u>academic</u> or <u>occupational programs</u> . It also includes students enrolled in the fall term who attended college for the first time in the prior summer term, and students who entered with advanced standing (college <u>credits</u> earned before graduation from high school).
Full-time student	Undergraduate: A student enrolled for 12 or more <u>semester credits</u> , or 12 or more <u>quarter credits</u> , or 24 or more <u>contact hours</u> a week each term. Graduate: A student enrolled for 9 or more semester credits, or 9 or more quarter credits, or a student involved in thesis or dissertation preparation that is considered full-time by the institution. <u>Doctor's degree - Professional practice</u> - as defined by the institution.
Institutional grants	<u>Scholarships</u> and <u>fellowships</u> granted and funded by the institution and/or individual departments within the institution, (i.e., instruction, research, public service) that may contribute indirectly to the enhancement of these programs. Includes scholarships targeted to certain individuals (e.g., based on state of <u>residence</u> , major field of study, athletic team participation) for which the institution designates the recipient.
Integrated Postsecondary Education Data System (IPEDS)	The Integrated Postsecondary Education Data System (IPEDS), conducted by the <u>NCES</u> , began in 1986 and involves annual institution-level data collections. All <u>postsecondary institutions</u> that have a <u>Program Participation Agreement</u> with the Office of Postsecondary Education (OPE), U.S. Department of Education (throughout IPEDS referred to as "Title IV") are required to report data using a <u>web-based data collection system</u> . IPEDS currently consists of the following components: <u>Institutional Characteristics (IC)</u> ; <u>12-month Enrollment (E12)</u> ; <u>Completions (C)</u> ; <u>Admissions (ADM)</u> ; <u>Student Financial Aid (SFA)</u> ; <u>Human Resources (HR)</u> composed of <u>Employees by Assigned Position</u> , <u>Fall Staff</u> , and <u>Salaries</u> ; <u>Fall Enrollment (EF)</u> ; <u>Graduation Rates (GR)</u> ; <u>Outcome Measures (OM)</u> ; <u>Finance (F)</u> ; and <u>Academic Libraries (AL)</u> .
Loans to students	Any monies that must be repaid to the lending institution for which the student is the designated borrower. Includes all Title IV subsidized and unsubsidized loans and all institutionally- and privately-sponsored loans. Does not include PLUS and other loans made directly to parents.
Military Tuition Assistance Program (TAP)	A program that funds up to 100% of an eligible servicemember's college tuition and course-specific fees. Available only to eligible servicemembers who are currently in active service as long as criteria limits are not exceeded and students are enrolled off-duty in an U.S. Department of Education accredited post-secondary institution. This military benefit is paid directly to the postsecondary institution by the individual's Armed service.
Net price	The Higher Education Opportunity Act of 2008 defines institutional net price as "the average yearly price actually charged to first-time, full-time undergraduate students receiving student aid at an institution of higher education after deducting such aid." In IPEDS, average institutional net price is generated by subtracting the average amount of federal, state/local government, or institutional grant and scholarship aid from the total cost of attendance. Total cost of attendance is the sum of published tuition and required fees (lower of in-district or in-state for public institutions), books and supplies, and the weighted average for room and board and other expenses. Cost of attendance data are collected in the Institutional Characteristics (IC) component of IPEDS, and financial aid data are collected in the Student Financial Aid (SFA) component of IPEDS.
Off-campus (not with family)	A living arrangement in which a student does not live with the student's parents or legal guardians in any housing facility that is not owned or controlled by the educational institution.
Off-campus (with family)	A living arrangement in which a student lives with the student's parents or legal guardians in any housing facility that is not owned or controlled by the educational institution.
On-campus housing	Any residence hall or housing facility owned or controlled by an institution within the same reasonably contiguous geographic area and used by the institution in direct support of or in a manner related to, the institution's educational purposes.
Post 9/11 GI Bill	A federal education benefit program for veterans, who served on active duty after September 10, 2001. This Department of Veteran Affairs benefit provides up to 36 months of education benefits at an approved institution for the following college costs: tuition and fees, books and supplies and housing. The tuition and fees payment, which is the cost for an in-state student attending a public institution, is made directly to the postsecondary institution whereas payments for books and supplies and housing are sent directly to the student.
Scholarships	Grants-in-aid, trainee stipends, <u>tuition</u> and <u>required fee</u> waivers, prizes or other monetary awards given to <u>undergraduate</u> students.
State and local grants	Grant monies provided by the state such as Leveraging Educational Assistance Partnerships (LEAP) (formerly SSIG's); merit <u>scholarships</u> provided by the state; and <u>tuition</u> and <u>fee</u> waivers for which the institution was reimbursed by a state agency. Local government grants include scholarships or gift-aid awarded directly to the student. (Used for reporting Finance data for <u>private for-profit institutions</u>)
Title IV institution	An institution that has a written agreement with the Secretary of Education that allows the institution to participate in any of the Title IV federal student financial assistance programs (other than the State Student Incentive Grant (SSIG) and the National Early Intervention Scholarship and Partnership (NEISP) programs).
Transfer of Entitlement Option	A program through which any unused Post 9/11 GI Bill may be transferred to a spouse or dependent(s) as long as servicemembers or veterans meet the additional Department of Veterans Affairs' criteria. Only Department of Defense (DoD) can approve transfer of benefits requests.
Yellow Ribbon Program	A voluntary program through which participating public and private institutions can provide veterans and eligible beneficiaries additional institutional aid to cover the costs of tuition and fees at their institutions. The Yellow Ribbon Program is a supplementary program to the Post 9/11 GI Bill coverage of in-state tuition and fees. The Department of Veterans Affairs matches the institutional aid provided beyond the in-state tuition and fees, but to certain limit each year.



Student Financial Aid

Click one of the following questions to view the answer.

General

- 1) [Which institutions are required to complete the IPEDS Student Financial Aid \(SFA\) component?](#)
- 2) [What is the reporting period covered by SFA for the 2015-16 collection year?](#)
- 3) [What changes occurred for SFA for the 2015-16 collection year?](#)
- 4) [Can I revise my institutions cost of attendance \(COA\) data in SFA?](#)

Student Counts

- 1) [For which students should I report financial aid information?](#)
- 2) [What students are included in Group 1?](#)
- 3) [What students are included in Group 2?](#)
- 4) [What students are included in Group 2a?](#)
- 5) [What students are included in Group 2b?](#)
- 6) [What students are included in Group 3?](#)
- 7) [What students are included in Group 4?](#)

Financial Aid

- 1) [Should veterans education benefits be reported?](#)
- 2) [How should I report post-9/11 "Yellow Ribbon" benefits?](#)
- 3) [What types of financial aid should be reported?](#)
- 4) [What is the time period for which I should report financial aid amounts?](#)
- 5) [Should tuition and fee waivers be reported?](#)
- 6) [Where in Part C should I report tribal aid?](#)
- 7) [Should PLUS loans be reported?](#)
- 8) [What does "aid awarded" mean?](#)
- 9) [If a student is awarded more than one type of aid, do I count him/her twice?](#)
- 10) [Where can I get living arrangement information for students?](#)
- 11) [How do I get information about students' income categories?](#)

Answers:

General

1) Which institutions are required to complete the IPEDS Student Financial Aid (SFA) component?

All postsecondary institutions that either 1.) participate in federal student financial aid programs that enrolled undergraduate students or 2.) enroll students who received an educational benefit (e.g., Department of Defense Tuition Assistance or Department of Veteran Affairs Post-9/11GI Bill) any time during academic year 2014-15 must complete SFA.

[Back to top](#)

2) What is the reporting period covered by SFA for the 2015-16 collection year?

For the 2015-16 data collection, institutions should report data for academic year 2014-15.

For Title IV participating institutions that enroll undergraduate students:

- For **academic reporters**, the academic year is defined as the period of time generally extending from September to June; usually equated to 2 semesters or trimesters, 3 quarters, or the period covered by a 4-1-4 calendar system.

To determine the financial aid amounts to report for a given group of students, first identify the students in that group (e.g., for Group 2, full-time, first-time degree/certificate-seeking undergraduates enrolled in Fall 2014). Second, determine the financial aid that was awarded to these students any time during the 2014-15 academic year.

- For **program reporters**, the academic year is defined by the institution, so long as the institutionally-defined academic year falls within the full aid year period of July 1-June 30.

To determine the financial aid amounts to report for a given group of students, first identify the students in that group (e.g., for Group 2, full-time, first-time degree/certificate-seeking undergraduates enrolled any time during the academic year). Second, determine the financial aid that was awarded to these students any time during the academic year.

For institutions that enroll undergraduate and graduate students who received military or veteran benefits:

- The data reported for the **Post-9/11 GI Bill** benefit questions should be for the prior academic year, from July 1 to June 30.
- The data reported for the **Department of Defense Tuition Assistance Program** questions should be for the prior academic year, from October 1 to September 30.

[Back to top](#)

3) What changes occurred for SFA for the 2015-16 collection year?

For the 2015-16 collection year, there were no changes.

[Back to top](#)

4) Can I revise my institutions cost of attendance (COA) data in SFA?

Yes, the 3 most recent COA years can be changed in SFA's "Cost Revision" screen, which carried forward the COA data from Institutional Characteristics (IC) component. Changes should only be made if errors were made in the IC reporting. Changes cannot be made in the prior year revision system.

[Back to top](#)

Student Counts

1) For which students should I report financial aid information?

SFA collects information on undergraduate students only.

Academic reporters should report on students who were enrolled as of October 15, or the institution's official Fall reporting date.

Program reporters should report on students who were enrolled any time during the academic year. For program reporters, the academic year is defined by the institution, so long as it falls between July 1 and June 30.

For the purposes of reporting to SFA, students are divided into the following groups:

- **Group 1:** All undergraduate students
- **Group 2:** Of Group 1, full-time, first-time degree/certificate-seeking students
- **Group 3:** Of Group 2, students who were awarded any grant/scholarship aid from the federal government, state/local government, or the institution. For public institutions, include only those paying in-state/in-district tuition rates. For program reporters, include only those enrolled in the institution's largest program.
- **Group 4:** Of Group 2, students who were awarded any Title IV federal student aid. For public institutions, include only those paying in-state/in-district tuition rates. For program reporters, include only those enrolled in the institution's largest program.

[Back to top](#)

2) What students are included in Group 1?

Group 1 includes all undergraduate students. You should report the total number of all new and continuing full-time students, part-time students, degree/certificate-seeking students, and non-degree/certificate-seeking students.

[Back to top](#)

3) What students are included in Group 2?

Group 2 students include all full-time, first-time degree/certificate-seeking undergraduates.

For **academic reporters**, include students attending your institution for the first time at the undergraduate level. Also include students enrolled in the fall term who attended college for the first time in the prior summer term, and students who entered with advanced standing (college credits earned before graduation from high school). This number should match the data that you reported on the Fall Enrollment component of IPEDS.

For **program reporters**, include students attending your institution for the first time at the undergraduate level anytime during the academic year, as defined at your institution. Also include students who entered with advanced standing (college credits earned before graduation from high school). This number should closely match the data you reported on the 12-month Enrollment component of IPEDS.

[Back to top](#)

4) What students are included in Group 2a?

In Group 2a, you should report the number of full-time, first-time degree/certificate-seeking undergraduate students who were awarded any of the following:

- Federal Work Study
- Federal or private loans to students
- Grant or scholarship aid from the federal government
- Grant or scholarship aid from state/local government
- Grant or scholarship aid from the institution
- Grant or scholarship aid from other sources known to the institution

[Back to top](#)

5) What students are included in Group 2b?

In Group 2b, you should report the number of full-time, first-time degree/certificate-seeking undergraduate students who were awarded any of the following:

- Federal or private loans to students
- Grant or scholarship aid from the federal government
- Grant or scholarship aid from state/local government

- Grant or scholarship aid from the institution

Group 2b is Group 2a minus those students who were awarded only Federal Work Study or grant or scholarship aid from other sources known to the institution.

[Back to top](#)

6) What students are included in Group 3?

Group 3 students include all full-time, first-time degree/certificate-seeking undergraduates who were awarded grant or scholarship aid from the following sources:

- Federal government
- State/local government
- Institution

For public institutions, include only those students who paid the in-state or in-district tuition rate. For program reporters, include only those students enrolled in the institution's largest program.

Do not include students who were awarded only grant or scholarship aid from private or other sources, or students who were awarded only non-grant aid, such as loans.

[Back to top](#)

7) What students are included in Group 4?

Group 4 students include all full-time, first-time degree/certificate-seeking undergraduates who were awarded any Title IV aid.

Title IV aid includes the following:

- Federal Pell Grant, Federal Supplemental Educational Opportunity Grant (FSEOG), Academic Competitiveness Grant (ACG), National Science and Mathematics Access to Retain Talent Grant (National SMART Grant), Teacher Education Assistance for College and Higher Education (TEACH) Grant
- Federal Work Study
- Federal Perkins Loan, Subsidized Direct or FFEL Stafford Loan, and Unsubsidized Direct or FFEL Stafford Loan

For public institutions, include only those students who paid the in-state or in-district tuition rate. For program reporters, include only those students enrolled in the institution's largest program.

[Back to top](#)

Financial Aid

1) Should veterans education benefits be reported?

For the portion of SFA (Parts A through E) that requires Title IV institutions to report on undergraduate students receiving financial aid:

- Veterans education benefits **should not** be reported as financial aid in SFA.
- The Higher Education Opportunity Act of 2008 (HEOA) removed veterans education benefits from "estimated financial assistance," effective July 1, 2010. A later technical corrections bill (H.R. 1777) updated the list of programs that meet the definition of "veterans' education benefits" in section 480(c) of the Higher Education Act (HEA) and moved the effective date of the exclusion to July 1, 2009 (beginning with the 2009-10 award year).
- However, the institutional aid from Yellow Ribbon program should be reported under institutional aid. See how to report the Yellow Ribbon aid in FAQ.
- For more information about the Department's Guidance on Federal Veterans' Education Benefits for Purposes of the Title IV Student Assistance Programs, please visit <http://www.ifap.ed.gov/eannouncements/081309GuidFedVeteransEdBenefits.html>.

For the portion of SFA (Section 2) that requires institutions to report on students who received military or veteran benefits:

- Educational benefits from the Department of Defense's Military Tuition Assistance or Department of Veteran Affairs' Post-9/11 GI Bill **should** be reported in SFA.

[Back to top](#)

2) How should I report post-9/11 "Yellow Ribbon" benefits?

The Post-9/11 GI Bill program includes a 'Yellow Ribbon' program, which is comprised of matching funds provided by the government and the institution. The institutional part of this aid should be reported in the SFA component (Section 1) as aid to the undergraduate student. Yellow Ribbon benefits provided from the VA should NOT be included when reporting to the portion of SFA (Section 1) on Title IV institutions that enroll full-time, first-time degree/certificate seeking undergraduate students.

However, both Post-9/11 GI Bill and Yellow Ribbon beneficiaries and federal dollar amounts should be reported to the military/veteran question of SFA (Section 2). This portion of SFA requires all institutions that enroll students with Post-9/11 GI Bill and/or Tuition Assistance educational benefits to provide the number of beneficiaries and total dollar amounts.

[Back to top](#)

3) What types of financial aid should be reported?

The following types of financial aid should be reported in this component:

- **Federal grants (grants/educational assistance funds):** Grants provided by federal agencies such as the U.S. Department of Education, including Title IV federal student aid grants such as Pell grants, Federal Supplemental Educational Opportunity Grants (FSEOGs), Academic Competitiveness Grants (ACGs), National Science and Mathematics Access to Retain Talent (National SMART) Grants, and Teacher Education Assistance for College and Higher Education (TEACH) Grants. Also include need-based and merit-based educational assistance funds and training vouchers provided from other federal agencies and/or federally-sponsored educational benefits programs.
- **State/local government grants (grants/scholarships/waivers):** Grants that were provided by your state such as Leveraging Educational Assistance Partnerships (LEAP) (formerly SSIGs) and Robert C. Byrd Honors Scholarships. Also include merit scholarships that were provided by your state and tuition and fee waivers for which your institution was reimbursed by a state agency. Local grants include any local government grants, scholarships or gift-aid awarded directly to the student.
- **Institutional grants:** Scholarships and fellowships granted and funded by the institution and/or individual departments within the institution (and are limited to students attending your institution). Also include scholarships targeted to certain individuals (e.g., based on state of residence or major) for which the institution designates the recipient; athletic scholarships; and the like. This is not intended to include Federal Work Study.
- **Private grants or scholarships:** These may include scholarships or grants to students that are paid by an outside organization but are directed through the institution's financial aid office (e.g., Rotary Club Scholarship).
- **Loans to students:** Monies that must be repaid to the lending institution for which the student is the designated borrower. Include all Title IV federal student loan aid such as Federal Perkins Loans, Subsidized Direct or FFEL Stafford Loans, and Unsubsidized Director or FFEL Stafford Loans. Also include all institutionally- and privately-sponsored loans. Please do not include PLUS and other loans made directly to parents.

Note that different parts of the SFA component ask for different types of financial aid to be reported. Please review the instructions and the survey screens carefully to ensure that you are reporting the correct types of financial aid in the appropriate parts.

[Back to top](#)

4) What is the time period for which I should report financial aid amounts?

Institutions should report aid that was awarded any time during the academic year.

For academic reporters, the academic year is the period of time generally extending from September to June, usually equated to two semesters or trimesters, three quarters, or the period covered by a 4-1-4 calendar system.

For program reporters, the academic year is defined by the institution, so long as it falls between July 1 and June 30.

Note that for the purposes of calculating net price, the cost of attendance (COA) for an academic year reported in the Institutional Characteristics (IC) component should align with the aid amounts reported in the Student Financial Aid (SFA) component.

[Back to top](#)

5) Should tuition and fee waivers be reported?

Yes, tuition and fee waivers should be reported.

Tuition and fee waivers for which your institution was reimbursed by a state agency should be reported under state/local government grants.

Tuition and fee waivers granted by your institution (for which your institution is not reimbursed from another source) should be reported as institutional grants.

[Back to top](#)

6) Where in Part C should I report tribal aid?

In general, institutions should report financial aid from tribal offices awarded to full-time, first-time students in the state/local government field (Line 03) in Part C.

[Back to top](#)

7) Should PLUS loans be reported?

No. PLUS loans are made to the parents of students. Any type of loan that is not made to the student should not be reported.

[Back to top](#)

8) What does "aid awarded" mean?

Institutions should report on grant or scholarship aid that has been awarded to students. This may be different from aid that was actually disbursed to students. For example, a student may be awarded grant or scholarship aid at the beginning of the academic year but then leave the institution before the entire amount is disbursed. In this case, you would report the original amount of grant or scholarship aid that was awarded, even though the entire amount was not actually disbursed to the student.

For reporting loans to students, institutions should continue to report on loans that were awarded to and accepted by the student.

9) If a student is awarded more than one type of aid, do I count him/her twice?

Yes, students should be included in each category of aid that they are awarded. If a student is awarded both federal and institutional aid, he/she should be counted under both types of aid.

However, in Part C, count students only once in the major aid category. For example, if a student is awarded both a Pell Grant (Line 02a) and another type of federal grant (Line 02b), then count that student once for the major category of Federal grants (Line 02).

10) Where can I get living arrangement information for students?

Students indicate their intended living arrangement on the Free Application for Federal Student Aid (FAFSA) or an institutional financial aid application. If a student did not complete the FAFSA or an institutional financial aid application with living arrangement information, that student may appear as having an unknown living arrangement.

Institutions should use the most recently available information regarding student living arrangement.

11) How do I get information about students' income categories?

To assign the income category of the student, use the income that was used by your financial aid office to determine the student's Expected Family Contribution (EFC). For dependent students this will include the parents' adjusted gross income and the student's adjusted gross income. For independent students this will include the student's adjusted gross income.

If your institution takes part in campus-based aid programs like SEOG, FWS, and Perkins Loans, then it might be easiest to tell your financial aid office that students should be put in income categories as they are done on FISAP. Institutions with campus-based based aid programs must report annually to the Department of Education using the FISAP (Fiscal Operations Report and Application to Participate). Part of the FISAP includes income-related information. Even if your institution does not file FISAP, the instructions from it may be helpful (fields 26-39):

*Use the FISAP Total Income (FTI), one of the intermediate computed values on the Student Aid Record (SAR) or ISIR (Institutional Student Information Record), to determine the proper cell for each student. For dependent students, FTI is the sum of Total Income (TI) and Student's Total Income (STI). For independent students, the FTI will equal the TI. **Remember, extract this information only from the SARs/ISIRs of students who actually enrolled in your school.***

You might need to correct or adjust a student's income information and recalculate the EFC. If so, you must use that corrected or adjusted information when determining the proper income cell for a student. In such a case, to determine the income cell for a dependent student, you must use the student's and parents' base year incomes, as reported on the SAR/ISIR.



Student Financial Aid for private institutions reporting on a fall cohort (private academic reporters)

Edit specifications for the 2015-16 IPEDS Web-Based Data Collection

Student Financial Aid (SFA) Component

Applicable to private institutions reporting on a fall cohort (private academic reporters)

NOTE: The specifications in this document apply to the institutions listed above. Some sections and parts may not apply to your particular institution. Please read the specifications carefully to determine which sections and/or parts apply to your institution.

All screens must be completed in order to lock the survey.

Section 1

Part A: Establish Your Groups

Part B: Enter Information about Group 1

Part C: Enter Information about Group 2

Cost of Attendance

Part D: Enter Information about Group 3

Part E: Enter Information about Group 4

Part F: Net Price Calculation for Group 3

Part G: Net Price Calculation for Group 4

Section 2

Military Servicemembers and Veterans Benefits (NEW)

Section 1

Part A: Establish Your Groups

The *Higher Education Act* (HEA), as amended, requires you to report financial aid data for multiple groups of students. Use Part A to establish these groups, based on the descriptions below:

- **Group 1:** Report the number of all undergraduate students who were enrolled as of October 15, 2014. Include all new and continuing undergraduate students (full-time students, part-time students, degree/certificate-seeking students, non-degree/certificate-seeking students, and all others). **NOTE:** This number will be preloaded based on the data provided by your institution in the prior year IPEDS Fall Enrollment (**PY EF**) component, but may be modified as needed.
- **Group 2:** Of those in Group 1, report the number of students who are full-time, first-time degree/certificate-seeking undergraduates.
- **Group 2a:** Of those in Group 2, report the number of students who were awarded any Federal Work Study; loans to students; or grant or scholarship aid from the federal government, state/local government, the institution, or other sources known to the institution.
- **Group 2b:** Of those in Group 2, report the number of students who were awarded any loans to students; or grant or scholarship aid from the federal government, state/local government, or the institution.
- **Group 3:** Of those in Group 2, report the number of students who were awarded grant or scholarship aid from the federal government, state/local government, or the institution.
- **Group 4:** Of those in Group 2, report the number of students who were awarded Title IV federal student aid.

The system will perform the following **General** edits on the data entered:

- A value must be entered for each field on this screen.
- The data on this screen will be considered inconsistent and will not be saved if your institution has reported a number greater than 0 for **Group 1**, and any of the following is true:
 - You reported that you have no students in **Group 2**, but entered a number greater than 0 for **Group 2a**.
 - You reported that you have no students in **Group 2a**, but entered a number greater than 0 for **Group 2b**.
 - You reported that you have no students in **Group 2b**, but entered a number greater than 0 for **Group 3** or **4**.

The system will perform the following edits on the data entered for **Group 1**:

- A value must be entered for each field on this screen.
- The current year value reported **Group 1** is expected to be within a certain range of the corresponding (**PY EF**) value reported in the prior year Fall Enrollment survey, as outlined below:
 - If the **PY EF** value is between 1 and 49, then the number of students in **Group 1** is expected to be within plus or minus 5 of that value.
 - If the **PY EF** value is greater than 49, then the number of students in **Group 1** is expected to be within a 10% range of that value.
- The current year value reported for **Fall 2014** is expected to be within a certain range of the prior year **Fall 2013** value, as outlined below:
 - If the **Fall 2013** value is between 1 and 25, then the **Fall 2014** value must be within plus or minus 8 of that number.
 - If the **Fall 2013** value is between 26 and 100, then the **Fall 2014** value must be within a 30% range of that number.
 - If the **Fall 2013** value is greater than 100, then the **Fall 2014** value must be within a 20% range of that number.

The system will perform the following edits on the data entered for **Group 2**:

- The number of students in **Group 2** must be less than or equal to the number reported for **Group 1**.
- If your institution did not report full-time, first-time students in the IC Header survey, then the number of students in **Group 2** is expected to be 0.
- The current year value reported **Group 2** is expected to be within a certain range of the corresponding (**PY EF**) value reported in the prior year Fall Enrollment survey, as outlined below:
 - If the **PY EF** value is between 1 and 29, then the number of students in **Group 2** must be within plus or minus 3 of that value.
 - If the above is true and the number reported for **Group 2** is within plus or minus 3 of that value, then the number of students in **Group 2** is expected to be within plus or minus 2 of that value.
 - If the **PY EF** value is greater than 29, then the number of students in **Group 2** must be within a 10% range of that value.
 - If the above is true, and the number reported for **Group 2** is within a 10% range of that value, then the number of students in **Group 2** is expected to be within plus or minus 5% of that value.
- The current year value reported for **Fall 2014** is expected to be within a certain range of the prior year **Fall 2013** value, as outlined below:
 - If the **Fall 2013** value is between 1 and 25, then the **Fall 2014** value must be within plus or minus 8 of that number.
 - If the **Fall 2013** value is between 26 and 100, then the **Fall 2014** value must be within a 30% range of that number.
 - If the **Fall 2013** value is greater than 100, then the **Fall 2014** value must be within a 20% range of that number.
- If the values reported for **Group 1** and **Group 2** are greater than 0, and the calculated percentage of students who received any aid is greater than 30, then the calculated percentage is expected to be within plus or minus 30% of the **Fall 2013** value.
- If the values reported for **Group 1** and **Group 2** are greater than 0, and the calculated percentage of students who received any aid is greater between 1 and 30, then the calculated percentage is expected to be within plus or minus 15% of the **Fall 2013** value.

The system will perform the following edits on the data entered for **Group 2a**:

- The number of students in **Group 2a** must be less than or equal to the number reported for **Group 2**.
- If the number of students reported for **Group 2** is greater than 50, then the number of students reported for **Group 2a** is expected to be greater than 0.
- If the number of students reported for **Group 2a** is greater than 0, then the sum of students reported for **Groups 2b, 3, and 4** must be greater than 0.
- The current year value reported for **Fall 2014** is expected to be within a certain range of the prior year **Fall 2013** value, as outlined below:
 - If the **Fall 2013** value is between 1 and 25, then the **Fall 2014** value must be within plus or minus 8 of that number.
 - If the **Fall 2013** value is between 26 and 100, then the **Fall 2014** value must be within a 30% range of that number.
 - If the **Fall 2013** value is greater than 100, then the **Fall 2014** value must be within a 20% range of that number.
- If the values reported for **Group 2** and **Group 2a** are greater than 0, and the calculated percentage of students who received any aid is greater than 30, then the calculated percentage is expected to be within plus or minus 30% of the **Fall 2013** value.

- If the values reported for **Group 2** and **Group 2a** are greater than 0, and the calculated percentage of students who received any aid is between 1 and 30, then the calculated percentage is expected to be within plus or minus 15% of the **Fall 2013** value.

The system will perform the following edits on the data entered for **Group 2b**:

- The number of students in **Group 2b** must be less than or equal to the number reported for **Group 2a**.
- If the number of students reported for **Group 2b** is greater than 0, then the sum of students reported for **Group 3** and **Group 4** must be greater than 0.

The system will perform the following edits on the data entered for **Group 3**:

- The number of students in **Group 3** must be less than or equal to the number reported for **Group 2b**.
- If the number of students reported for **Group 2** is greater than 50, then the number of students reported for **Group 3** is expected to be greater than 0.
- Based on the preloaded value in the **Fall 2013** column, the current year value reported for **Fall 2014** is expected to be within a certain range of the preloaded data, as outlined below:
 - If the **Fall 2013** value is between 1 and 24, then the **Fall 2014** value must be between 1 and 30.
 - If the **Fall 2013** value is greater than 24, then the **Fall 2014** value must be within a 30% range of that number.

The system will perform the following edits on the data entered for **Group 4**:

- The number of students in **Group 4** must be less than or equal to the number reported for **Group 2a**.
- If the number of students reported for **Group 2** is greater than 50, then the number of students reported for **Group 4** is expected to be greater than 0.

Top ▲

Part B: Enter Information about Group 1

On this screen, you must report the **Number of Group 1 students who were awarded aid** and the **Total amount of aid awarded to Group 1 students** in 2014-15 for each of the following **Aid Types**:

- Grant or scholarship aid from the federal government, state/local government, the institution, and other sources known to the institution (line 01)
- Pell grants (line 02)
- Federal student loans (line 03)

Based on the information entered above, the **Percentage of Group 1 students who were awarded aid** and the **Average amount of aid awarded to Group 1 students** are automatically calculated for each aid type upon saving the screen. The system will perform the following **General** edits on the data entered:

- For each **Aid Type**, if a value greater than 0 is reported for the **Number of Group 1 students who were awarded aid** column, then the **Total amount of aid awarded to Group 1 students** column must contain a value greater than 0; and vice versa.
- For each **Aid Type**, if a value greater than 0 is reported for the **Number of Group 1 students who were awarded aid** column, then the calculated **Average amount of aid awarded to Group 1 students** must be greater than or equal to 100.

The system will perform the following edits on the data entered for **line 01**:

- You must enter a value for the **Number of Group 1 students** who were awarded **Grant or scholarship aid** (line 01).
- The **Number of Group 1 students** who were awarded **Grant or scholarship aid** (line 01) is expected to be greater than 0.
- The **Number of Group 1 students** who were awarded **Grant or scholarship aid** (line 01) is expected to be less than or equal to the total number of students in **Group 1 (Part A, Line 01)**.
- The **Number of Group 1 students** who were awarded **Grant or scholarship aid** (line 01) is expected to be greater than or equal to 5% of the total number of students in **Group 1 (Part A, Line 01)**.
- The expected **Average amount of aid awarded to Group 1 students** for **Grant or scholarship aid** (line 01) is based on the institution type, as outlined below:

- If your institution is a **Private non-profit, 4-year** institution, then the **line 01** average amount must be less than \$40,000.
- If your institution is a **Private non-profit, 2-year** institution, then the **line 01** average amount must be less than \$10,000.
- If your institution is a **Private non-profit, less-than-2-year** institution, then the **line 01** average amount must be less than \$7,000.
- If your institution is a **Private for-profit, 4-year** institution, then the **line 01** average amount must be less than \$12,000.
- If your institution is a **Private for-profit, 2-year** or **Private for-profit, less-than-2-year** institution, then the **line 01** average amount must be less than \$8,000.

The system will perform the following edits on the data entered for **line 02**:

- The **Number of Group 1 students** who were awarded **Pell grants** (line 02) is expected to be greater than 0.
- The **Number of Group 1 students** who were awarded **Pell grants** (line 02) is expected to be less than or equal to the total number of students in **Group 1 (Part A, Line 01)**.
- The **Number of Group 1 students** who were awarded **Pell grants** (line 02) is expected to be greater than or equal to 5% of the total number of students in **Group 1 (Part A, Line 01)**.
- The **Number of Group 1 students** who were awarded **Pell grants** (line 02) is expected to be less than or equal to the number of students who were awarded **Grant or scholarship aid** (line 01).
- The **Total amount of aid awarded to Group 1 students** for **Pell grants** (line 02) must be less than or equal to the total amount reported for **Grant or scholarship aid** (line 01).
- The **Average amount of aid awarded to Group 1 students** for **Pell grants** (line 02) must be less than or equal to \$5,730.

The system will perform the following edits on the data entered for **line 03**:

- The **Number of Group 1 students** who were awarded **Federal student loans** (line 03) should be less than or equal to the total number of students in **Group 1 (Part A, Line 01)**.
- The **Number of Group 1 students** who were awarded **Federal student loans** (line 03) is expected to be greater than or equal to 5% of the total number of students in **Group 1 (Part A, Line 01)**.
- The **Average amount of aid awarded to Group 1 students** for **Federal student loans** (line 03) must be less than \$12,000.

Top ▲

Part C: Enter Information about Group 2

On this screen, you will be asked to enter the **Number of Students in Group 2 who were awarded aid** in 2014-15 for each of the following **Aid Types**:

- Grants or scholarships from federal, state, or local governments, or the institution (line 01)
 - Federal grants (line 02)
 - Pell grants (line 02a)
 - Other Federal grants (line 02b)
 - State/local government grants or scholarships (grants/scholarships/waivers) (line 03)
 - Institutional grants or scholarships (scholarships/fellowships) (line 04)
- Loans to students (line 05)
 - Federal loans (line 05a)
 - Other loans (including private loans) (line 05b)

For several of the **Aid Types** listed above, you will be asked to input the **Total amount of aid awarded to Group 2 students** in 2014-15. Based on this value, the **Percentage of Group 2 students who were awarded aid** and the **Average amount of aid awarded to Group 2 students** are automatically calculated for each type of aid upon saving the screen. Your institution's prior year average is displayed for each aid type for your reference.

The system will perform the following **General** edits on the data entered:

- For each **Aid Type**, if a value greater than 0 is reported for the **Number of Group 2 students who were awarded aid**, then the adjacent **Total amount of aid awarded to Group 2 students** column must contain a value greater than 0; and vice versa.
- For each required **Aid Type**, the **Total amount of aid awarded to Group 2 students** is expected to be greater than or equal to \$100.
- For each **Aid Type**, the **Average amount of aid awarded to Group 2 students** is expected to be within a 20% range of the **PY Average amount**.
- The number of students in **Group 2b** must be less than or equal to the sum of the **Number of Group 2 students** who were awarded **Grants or scholarships** (line 01) and those who were awarded **Loans** (line 05).
- If the total number of students in **Group 2b** is greater than 0, then the sum of the following categories must also be greater than 0:

- Federal grants (line 02)
- State/local government grants or scholarships (line 03)
- Institutional grants or scholarships (line 04)
- Loans to students (line 05)

The system will perform the following edits on the data entered for **line 01**:

- The **Number of Group 2 students** who were awarded **Grants or scholarships** (line 01) is expected to be greater than or equal to 15% of the total number of students in **Group 2 (Part A, Line 02)**.
- The **Number of Group 2 students** who were awarded **Grants or scholarships** (line 01) must be equal to the total number of students in **Group 2b (Part A, Line 02b)**.
- The **Number of Group 2 students** who were awarded **Grants or scholarships** (line 01) is expected to be equal to the total number of students in **Group 3 (Part A, Line 03)**.
- The **Number of Group 2 students** who received **Grants or scholarships** (line 01) must be less than or equal to the sum of students reported for **Federal grants** (line 02), **State/local grants** (line 03), and **Institutional grants** (line 04).
- If your institution is a **4-year** institution, and the Number of students in Group 1 who were awarded **Grant or scholarship aid** in **Part B** is greater than 0, then the **Number of Group 2 students who were awarded aid for Grants or scholarships** (line 01) must be less than the number reported for the corresponding type of aid for **Group 1** in **Part B** of this component.
- If your institution is a **2-year** or **less-than-2-year** institution, and the Number of students in Group 1 who were awarded **Grant or scholarship aid** in **Part B** is greater than 0, then the **Number of Group 2 students who were awarded aid for Grants or scholarships** (line 01) must be less than or equal to the number reported for the corresponding type of aid for **Group 1** in **Part B** of this component.
- If your institution is a **4-year** institution, and the Total amount of aid awarded to Group 2 students for **Grant or scholarship aid** in **Part B** is greater than 0, then the **Total amount of aid awarded to Group 2 students for Grants or scholarships** (line 01) must be less than the number reported for the corresponding type of aid for **Group 1** in **Part B** of this component.
- If your institution is a **2-year** or **less-than-2-year** institution, and the Total amount of aid awarded to Group 2 students for **Grant or scholarship aid** in **Part B** is greater than 0, then the **Total amount of aid awarded to Group 2 students for Grants or scholarships** (line 01) must be less than or equal to the number reported for the corresponding type of aid for **Group 1** in **Part B** of this component.
- The expected **Average amount of aid awarded to Group 2 students** (as calculated in line 01) is based on the institution type, as outlined below:
 - If your institution is a **Private non-profit, 4-year** institution, then the **Average amount of aid awarded to Group 2 students** must be less than \$40,000.
 - If your institution is a **Private non-profit, 2-year** institution, then the **Average amount of aid awarded to Group 2 students** must be less than \$10,000.
 - If your institution is a **Private non-profit, less-than-2-year** institution, then then the **Average amount of aid awarded to Group 2 students** must be less than \$7,000.
 - If your institution is a **Private for-profit, 4-year** institution, then the **Average amount of aid awarded to Group 2 students** must be less than \$12,000.
 - If your institution is a **Private for-profit, 2-year** or **less-than-2-year** institution, then the **Average amount of aid awarded to Group 2 students** must be less than \$8,000.

The system will perform the following edits on the data entered for **line 02**:

- The **Number of Group 2 students** who were awarded **Federal grants** (line 02) is expected to be greater than 0.
- The **Number of Group 2 students** who were awarded **Federal grants** (line 02) must be less than or equal to the total number of students in **Group 2b (Part A, Line 02b)**.
- The **Number of Group 2 students** who were awarded **Federal grants** (line 02) must be less than or equal to the number of students who were awarded any **Grants or scholarships** (line 01).
- The **Number of Group 2 students** who were awarded **Federal grants** (line 02) must be less than or equal to the sum of the **Number of Group 2 students** who were awarded **Pell grants** (line 02a) and **Other federal grants** (line 02b).
- The sum of the **Total amount of aid awarded to Group 2 students** reported for **Pell grants** (line 02a) and **Other Federal grants** (line 02b) must be greater than 0.
- The **Average amount of aid awarded to Group 2 students** for **Federal grants** (line 02) is expected to be less than \$10,000.

The system will perform the following edits on the data entered for **line 02a**:

- The **Number of Group 2 students** who were awarded **Pell grants** (line 02a) is expected to be greater than 0.
- The **Number of Group 2 students** who were awarded **Pell grants** (line 02a) is expected to be greater than or equal to 5% of the total number of students in **Group 2 (Part A, Line 02)**.
- The **Number of Group 2 students** who were awarded **Pell grants** (line 02a) is expected to be less than or equal to the number of students who were awarded any **Grants or scholarships** (line 01).

- The **Number of Group 2 students** who were awarded **Pell grants** (line 02a) must be less than or equal to the number of students who were awarded **Federal grants** (line 02).
- If you indicated in **Part A** that all undergraduates at your institution are full-time, first-time students, then the number of students in **Group 1** who receive **Pell grants** (**Part B, Line 02**) must be equal to the number of students in **Group 2** who receive **Pell grants** (**Part C, Line 02a**).
- If your institution is a **4-year** institution, and the Total amount of aid awarded to Group 1 for **Pell grants** in **Part B** is greater than 0, then the **Total amount of aid awarded to Group 2 students for Pell grants** (line 02a) must be less than the amount reported for the corresponding type of aid for **Group 1** in **Part B** of this component.
- If your institution is a **2-year** or **less-than-2-year** institution, and the Total amount of aid awarded to Group 1 for **Pell grants** in **Part B** is greater than 0, then the **Total amount of aid awarded to Group 2 students for Pell grants** (line 02a) must be less than or equal to the amount reported for the corresponding type of aid for **Group 1** in **Part B** of this component.
- The **Average amount of aid awarded to Group 2 students for Pell grants** (line 02a) should be less than or equal to \$5,730.

The system will perform the following edits on the data entered for **line 02b**:

- The **Number of Group 2 students** who were awarded **Other Federal grants** (line 02b) is expected to be less than or equal to the number of students who were awarded any **Grants or scholarships** (line 01).
- The **Number of Group 2 students** who were awarded **Other Federal grants** (line 02b) must be less than or equal to the number of students who were awarded **Federal grants** (line 02).
- The **Average amount of aid awarded to Group 2 students for Other Federal grants** (line 02b) should be less than \$10,000.

The system will perform the following edits on the data entered for **line 03**:

- The **Number of Group 2 students** who were awarded **State/local government grants or scholarships** (line 03) must be less than or equal to the number of students who were awarded any **Grants or scholarships** (line 01).
- The **Number of Group 2 students** who were awarded **State/local government grants or scholarships** (line 03) must be less than or equal to the total number of students in **Group 2b**.
- The expected **Average amount of aid awarded to Group 2 students for State/local government grants or scholarships** (line 03) is based on the institution type, as outlined below:
 - If your institution is a **Private non-profit, 4-year** institution, then the **line 03** average amount must be less than \$10,000.
 - If your institution is a **Private non-profit, 2-year** institution, then the **line 03** average amount must be less than \$8,000.
 - If your institution is a **Private for-profit, 4-year** institution, then the **line 03** average amount must be less than \$7,000.
 - If your institution is a **Private for-profit, 2-year** institution, then the **line 03** average amount must be less than \$10,000.
 - If your institution is a **less-than-2-year** institution, then the **line 03** average amount must be less than \$5,000.

The system will perform the following edits on the data entered for **line 04**:

- The **Number of Group 2 students** who were awarded **Institutional grants or scholarships** (line 04) must be less than or equal to the number of students who were awarded any **Grants or scholarships** (line 01).
- The **Number of Group 2 students** who were awarded **Institutional grants or scholarships** (line 04) must be less than or equal to the total number of students in **Group 2b**.
- If your institution is a **Private non-profit, 4-year** institution, then the **Number of Group 2 students** who were awarded **Institutional grants or scholarships** (line 04) is expected to be greater than 0.
- The expected **Average amount of aid awarded to Group 2 students for Institutional grants or scholarships** (line 04) is based on the institution type, as outlined below:
 - If your institution is a **Private non-profit, 4-year** institution, then the **line 04** average amount must be less than \$36,000.
 - If your institution is a **Private for-profit, 4-year** institution, then the **line 04** average amount must be less than \$10,000.
 - If your institution is a **2-year** or **less-than-2-year** institution, then the **line 04** average amount must be less than \$10,000.

The system will perform the following edits on the data entered for **line 05**:

- The **Number of Group 2 students** who were awarded and accepted **Loans to students** (line 05) must be less than or equal to the total number of students in **Group 2b (Part A, Line 02b)**.
- The **Number of Group 2 students** who were awarded and accepted **Loans to students** (line 05) must be less than or equal to the total number of students in **Group 2a**.

- If your institution is a **Private for-profit, 4-year** institution, then the **Number of students** who were awarded and accepted **Loans to students** (line 05) is expected to be greater than 0.
- The **Number of Group 2 students** who were awarded **Loans to students** (line 05) must be less than or equal to the sum of the **Number of Group 2 students** who were awarded **Federal loans** (line 05a) and **Other loans** (line 05b).
- The **Average amount of aid awarded to Group 2 students** for **Loans to students** (line 05) should be less than \$21,000.

The system will perform the following edits on the data entered for **lines 05a**:

- The **Number of Group 2 students** who were awarded and accepted **Federal loans** (line 05a) must be less than or equal to the number who were awarded and accepted **Loans to students** (line 05).
- If your institution is a **Private for-profit, 4-year** institution, then the **Number of Group 2 students** who were awarded and accepted **Federal loans** (line 05a) is expected to be greater than 0.
- If the number of students reported for **Group 1** is greater than 0, and that number is equal to the number of students reported for **Group 2**, then the **Number of students in Group 2** who were awarded **Federal loans** (line 05a) must be equal to the amount reported for Federal loans in **Group 1 (Part B)**.
- If your institution is a **4-year** institution, and the Total amount of aid awarded to Group 1 students for **Federal student loans** in **Part B** is greater than 0, then the **Total amount of aid awarded to Group 2 students** for **Federal loans** (line 05a) must be less than the amount reported for the corresponding type of aid for **Group 1** in **Part B** of this component.
- If your institution is a **2-year** or **less-than-2-year** institution, and the Total amount of aid awarded to Group 1 students for **Federal student loans** in **Part B** is greater than 0, then the **Total amount of aid awarded to Group 2 students** for **Federal loans** (line 05a) must be less than or equal to the amount reported for the corresponding type of aid for **Group 1** in **Part B** of this component.
- The **Average amount of aid awarded to Group 2 students** for **Federal loans** (line 05a) should be less than \$12,000.

The system will perform the following edits on the data entered for **lines 05b**:

- The **Number of Group 2 students** who were awarded and accepted **Other loans** (line 05b) must be less than or equal to the number who were awarded and accepted **Loans to students** (line 05).
- The **Average amount of aid awarded to Group 2 students** for **Other loans** (line 05b) must be less than \$30,000.

Part C - Comparison Chart

The comparison chart displays the amounts entered for **Pell Grants** and **Federal Student Loans** in Group 1 and Group 2 for each of the following data items:

- Number of students who were awarded aid
- Percentage who were awarded aid
- Total amount of aid awarded
- Average amount of aid awarded

Based on the data entered, **All other undergraduate** amounts (Group 1 - Group 2) are calculated for each data item listed above. The number of students in each group is preloaded for your reference.

The system will perform the following edits on the data entered:

- For each of the data items, the amount calculated for **Pell Grants** cannot be negative.
- For each of the data items, the amount calculated for **Federal Student Loans** cannot be negative.
- The number of students calculated for **Pell Grants** cannot be greater than **All other undergraduate** students.
- The number of students calculated for **Federal Student Loans** cannot be greater than **All other undergraduate** students.

Top ▲

Cost of Attendance

On this screen, you must review the cost of attendance data for full-time, first-time degree/certificate-seeking students at your institution for academic years 2012-13 (PPY - prior prior year), 2013-14 (PY - prior year), and 2014-15 (CY - current year).

Note: Edits will only be performed on this screen if updates are made.

For the first section, you must review published tuition and required fees charges. The tuition rates shown may vary to include In-district, In-state, and Out-of-state; or there may only be one tuition rate for all full-time undergraduate students at your institution. The available options will depend on the answers given in the current year Institutional Characteristics survey. All amounts will be preloaded from the current year Institutional Characteristics survey. Amounts may be corrected, as needed. The system will perform the following edits on the data entered for each applicable tuition rate:

- For the **PY** academic year, a value is expected to be reported for **Tuition**.

- For the **CY** academic year, if your institution previously reported a value greater than \$0 for **Tuition** in the Institutional Characteristics survey, then the amount reported here must be greater than \$0.
- For the **PY** and **CY** academic years, if a value greater than 0 is reported for both the current and prior year, then the more recent value reported for **Tuition** is expected to be within a 20% range of the prior year value.
- For the **PY** academic year, a value is expected to be reported for **Required fees**.
- For the **CY** academic year, if your institution previously reported a value greater than \$0 for **Required fees** in the Institutional Characteristics survey, then the amount reported here must be greater than \$0.
- For the **PY** and **CY** academic years, if a value greater than 0 is reported for both the current and prior year, then the more recent value reported for **Required fees** is expected to be within a 40% range of the prior year value.
- For the **PY** academic year, the value calculated for **Tuition + fees total** is expected to be greater than \$500.
- For the **CY** academic year, if your institution previously reported a value between \$0 and \$500 for **Tuition + fees total** in the Institutional Characteristics survey, then the amount reported here must be greater than \$0.
- For the **CY** academic year, if your institution previously reported a value greater than \$500 for **Tuition + fees total** in the Institutional Characteristics survey, then the amount reported here must be greater than \$500.
- For the **PY** and **CY** academic years, if a value greater than 0 is reported for both the current and prior year, then the more recent value calculated for **Tuition + fees total** is expected to be within a 20% range of the prior year amount.
- If tuition rates vary for your institution, then the **In-state Tuition** for each year must be greater than or equal to the corresponding **In-district** value.
- If tuition rates vary for your institution, then the **Out-of-state Tuition** for each year must be greater than or equal to the corresponding **In-state** value.
- For each academic year, if the amount of **Room and board** and **Other expenses** is greater than 0, then amount entered for **Tuition + fees total** is also expected to be greater than 0.

For the second section, you must review the amounts reported for **Books and supplies** a typical student at your institution should expect to pay for the entire academic year. All amounts will be preloaded from the current year Institutional Characteristics survey. Amounts may be corrected, as needed.

The system will perform the following edits on the data entered:

- For the **PY** academic year, a value is expected to be reported for **Books and supplies**.
- For each academic year, the amount entered for **Books and supplies** is expected to be greater than \$100.
- For the **CY** academic year, if your institution previously reported a value greater than \$0 for **Books and supplies** in the Institutional Characteristics survey, then the amount reported here must be greater than \$0.
- For the **PY** and **CY** academic years, if a value greater than 0 is reported for both the current and prior year, then the more recent value reported for **Books and supplies** is expected to be within a 25% range of the prior year value.
- For the **PY** and **CY** academic years, if a value is not entered for the cost of **Books and supplies** you will be asked to *confirm* that **Books and supplies** are offered to your students at absolutely no cost.

For the last section of this screen, you must review the reported cost of room and board and estimated other expenses (e.g., laundry, transportation, entertainment, etc.). The living arrangements shown may vary to include any or all of **On campus**, **Off campus (not with family)**, and **Off campus (with family)**. The available options will depend on the answers given in the current year Institutional Characteristics survey. All amounts will be preloaded from the current year Institutional Characteristics survey. Amounts may be corrected, as needed.

The system will perform the following edits on the data entered for each applicable living arrangement:

- For the **PY** academic year, a value is expected to be reported for **Room and board**.
- For the **PY** academic year, the amount entered for **Room and board** is expected to be greater than \$2,000.
- For the **CY** academic year, if your institution previously reported a value between \$0 and \$2,000 for **Room and board** in the Institutional Characteristics survey, then the amount reported here must be greater than \$0.
- For the **CY** academic year, if your institution previously reported a value greater than \$2,000 for **Room and board** in the Institutional Characteristics survey, then the amount reported here must be greater than \$2,000.
- For the **PY** and **CY** academic years, if a value greater than 0 is reported for both the current and prior year, then the more recent value reported for **Room and board** is expected to be within a 20% range of the prior year value.
- For the **PY** academic year, a value is expected to be reported for **Other expenses**.
- For the **PY** academic year, the amount entered for **Other expenses** is expected to be greater than \$400.
- For the **CY** academic year, if your institution previously reported a value between \$0 and \$399 for **Other expenses** in the Institutional Characteristics survey, then the amount reported here must be greater than \$0.
- For the **CY** academic year, if your institution previously reported a value greater than or equal to \$400 for **Other expenses** in the Institutional Characteristics survey, then the amount reported here must be greater than or equal to \$400.
- For the **PY** and **CY** academic years, if a value greater than 0 is reported for both the current and prior year, then the more recent value reported for **Other expenses** is expected to be within a 20% range of the prior year value.

Top ▲

Part D: Enter Information about Group 3

On this screen, you must report the number of **Group 3** students (full-time, first-time degree/certificate-seeking undergraduates who were awarded grant or scholarship aid from the federal government, state/local government, or the institution) with each type of living arrangement and the total amount of grant and scholarship aid awarded to these students for academic years 2012-13 (PPY - prior prior year), 2013-14 (PY - prior year), and 2014-15 (CY - current year).

Note: For existing institutions, the prior year (PY and PPY) values are preloaded from the prior year Student Financial Aid survey. Please review this information and make changes, as needed. New institutions must provide data for all years. You must first report the number of **Group 3** students for the **PY** and **PPY** academic years. For your reference, this value for the current year will be preloaded from **Part A**.

The system will perform the following edits on the data entered for **Group 3**:

- For the **PY** and **PPY** academic years, the number of students reported across all living arrangements must be equal to the total number of Group 3 students reported for that year.
- For the **PY** academic year, the total number of **Group 3** students reported must be within a certain range of the **PPY** value, as outlined below:
 - If the PPY value is between 1 and 24, then the PY value must be between 1 and 33.
 - If the PPY value is greater than 24, then the PY value must be within a 30% range of that value.

For each academic year, you must report the number of **Group 3** students with the following living arrangements, as applicable to your institution:

- On-campus (line 01a)
- Off-campus with family (line 01b)
- Off-campus not with family (line 01c)

The number of **Group 3** students whose living arrangements are **Unknown** (line 01d) is automatically calculated by the system based on the numbers entered above.

The system will perform the following edits on the data entered for **lines 01a** through **01d**:

- A value must be entered in each field for **lines 01a, 01b, and 01c**, as applicable to your institution.
- For the **CY** academic year, the number of **Group 3** students reported across all living arrangements for 2014-15 in **Part D** must be equal to the total number of Group 3 students reported in **Part A**.
- For each living arrangement, the number of students reported for the **CY** academic year is expected to be within a certain range of the **PY** value, as outlined below:
 - If the PY value is between 1 and 24, then the CY value must be between 1 and 33.
 - If the PY value is greater than 24, then the CY value must be within a 30% range of that value.
- For the **CY** and **PY** academic years, if you reported a value of 0 for the previous year, and a value greater than 0 for the subsequent academic year, then you must *confirm* that the more recent value is correct.
- For each living arrangement, the number of students reported for the **PY** academic year is expected to be within a certain range of the **PPY** value, as outlined below:
 - If the PPY value is between 1 and 24, then the PY value must be between 1 and 33.
 - If the PPY value is greater than 24, then the PY value must be within a 30% range of that value.
- For the **CY** academic year, the number of **Group 3** students whose living arrangements are **Unknown** (line 01d) should be less than or equal to 30% of the total number of **Group 3** students for that same year (line 01).
- For each academic year, the number of **Group 3** students whose living arrangements are **Unknown** (line 01d) must be greater than or equal to 0. If this is not the case, you must adjust the number of students entered in lines 01a through 01c so that the sum of the values in this column is less than or equal to the total number of students reported for that year in **Group 3**.

Additionally, you must **Report the total amount of grant or scholarship aid from the federal government, state/local government, or the institution awarded to Group 3 students** (line 02) for each applicable academic year. The system will then calculate the **Average grant or scholarship aid from the federal government, state/local government, or the institution awarded to Group 3 students** (line 03) based on the reported values.

The system will perform the following edits on the data entered for **line 02**:

- A value must be entered in each field, as applicable to your institution.
- For the **CY** and **PY** academic years, the **Total amount of grant or scholarship aid awarded to Group 3 students** (line 02) is expected to be greater than or equal to \$100.
- If you reported a value of 0 for the previous year, and a value greater than 0 for the subsequent academic year, then you must *confirm* that the more recent value is correct.
- For the **CY** academic year, if the number of Group 3 students is equal to the number of Group 2 students (as reported in **Part A**), then the **Total amount of grant or scholarship aid awarded to Group 3 students** (line 02) must be equal to the Total amount of grant or scholarship aid awarded to Group 2 students (**Part C, Page 2, Line 01, Column 3**).
- For the **CY** academic year, if the number of Group 3 students is less than the number of Group 2 students (as reported in **Part A**), then the **Total amount of grant or scholarship aid awarded to Group 3 students** (line 02) must be less than the Total amount of grant or scholarship aid awarded to Group 2 students (**Part C, Page 2, Line 01, Column 3**).

The system will perform the following edits on the data entered for **line 03**:

- For each academic year, the **Average grant or scholarship aid** (line 03) must be greater than or equal to \$100.

- For the **CY** and **PY** academic years, the **Average grant or scholarship aid** (line 03) must be within a 26% range of the previous year's value.
- For the **CY** and **PY** academic years, if the **Average grant or scholarship aid** (line 03) is within a 25% range of the previous year's value, then **line 03** is expected to be within a 15% range of the previous year's value.
- For the **CY** academic year, the expected **Average grant or scholarship aid** (line 03) is based on the institution type, as outlined below:
 - If your institution is a **Private non-profit, 4-year** institution, then the **Average grant or scholarship aid** is expected be less than \$40,000.
 - If your institution is a **Private non-profit, 2-year** institution, then the **Average grant or scholarship aid** is expected be less than \$10,000.
 - If your institution is a **Private non-profit, less-than-2-year** institution, then the **Average grant or scholarship aid** is expected be less than \$7,000.
 - If your institution is a **Private for-profit, 4-year** institution, then the **Average grant or scholarship aid** is expected be less than \$12,000.
 - If your institution is a **Private for-profit, 2 year** or **Private for-profit, less-than-2-year** institution, then the **Average grant or scholarship aid** is expected be less than \$8,000.

Top ▲

Part E: Enter Information about Group 4

On this screen, you must report the number of **Group 4** students (full-time, first-time degree/certificate-seeking undergraduates who were awarded Title IV federal student aid) with each type of living arrangement and the total amount of grant or scholarship aid awarded to these students for academic years 2012-13 (PPY - prior prior year), 2013-14 (PY - prior year), and 2014-15 (CY - current year).

Note: For existing institutions, the prior year (PY and PPY) values are preloaded from the prior year Student Financial Aid survey. Please review this information and make changes, as needed. New institutions must provide data for all years. You must first report the number of **Group 4** students for the **PY** and **PPY** academic years. For your reference, this value for the current year will be preloaded from **Part A**.

The system will perform the following edit on the data entered for **Group 4**:

- For the **PY** and **PPY** academic years, the number of students reported across all living arrangements must be equal to the total number of Group 4 students reported for that year.
- For the **PY** academic year, the total number of **Group 3** students reported must be within a certain range of the **PPY** value, as outlined below:
 - If the PPY value is between 1 and 24, then the PY value must be between 1 and 33.
 - If the PPY value is greater than 24, then the PY value must be within a 30% range of that value.

For each academic year, you must report the number of **Group 4** students with the following living arrangements, as applicable to your institution:

- On-campus (line 01a)
- Off-campus (with family) (line 01b)
- Off-campus (not with family) (line 01c)

The number of **Group 4** students whose living arrangements are **Unknown** (line 01d) is automatically calculated by the system based on the numbers entered above.

The system will perform the following edits on the data entered for **lines 01a** through **01d**:

- A value must be entered in each field for **lines 01a, 01b, and 01c**, as applicable to your institution.
- For the **CY** academic year, the number of students entered across all applicable living arrangements (lines 01a through 01d) must equal the total **Group 4** amount for that year.
- For the **PY** academic year, the number of **Group 4** students reported in **Part E** is expected to be with a 5% range of the Fall 2013 value reported for Group 4 in Part A of the prior year Student Financial Aid survey.
- For the **PPY** academic year, the number of **Group 4** students reported in **Part E** is expected to be with a 5% range of the Fall 2012 value reported for Group 4 in Part A of the prior-prior year Student Financial Aid survey.
- For each living arrangement, the number of students reported for the **CY** academic year is expected to be within a certain range of the **PY** value, as outlined below:
 - If the PY value is between 1 and 24, then the CY value must be between 1 and 33.
 - If the PY value is greater than 24, then the CY value must be within a 30% range of that value.
- For each living arrangement, the number of students reported for the **PY** academic year is expected to be within a certain range of the **PPY** value, as outlined below:
 - If the PPY value is between 1 and 24, then the PY value must be between 1 and 33.
 - If the PPY value is greater than 24, then the PY value must be within a 30% range of that value.
- For the **CY** and **PY** academic years, if you reported a value of 0 for the previous year, and a value greater than 0 for the subsequent academic year, then you must *confirm* that the more recent value is correct.
- For the **CY** academic year, the number of **Group 4** students whose living arrangements were **Unknown** (line 01d) should be less than or equal to 30% of the total number of **Group 4** students for that same year.

- The number of **Group 4** students whose living arrangements were **Unknown** (line 01d) must be greater than or equal to 0. If this is not the case, you must adjust the number of students entered in lines 01a through 01c so that the sum of the values in this column is less than or equal to the total number of students in **Group 4**.

Additionally, you must report the **Number of Group 4 students who were awarded any Title IV aid** (column 1), the **Number of Group 4 students who were awarded any grant or scholarship aid from the federal government, state/local government, or the institution** (column 2), and the **Total grant or scholarship aid awarded to Group 4 students from the federal government, state/local government, or the institution** (column 3) for the following income levels for the PPY (section 2), PY (section 3), and CY (section 4) academic years:

- \$0-30,000 (line a)
- \$30,001-48,000 (line b)
- \$48,001-75,000 (line c)
- \$75,001-110,000 (line d)
- \$110,001 and more (line e)

A **Total all income levels** (line f) value is calculated for each column, and the **Average amount of grant or scholarship aid awarded to Group 4 students from the federal government, state/local government, or the institution** (column 4) is calculated for each income level, based on the numbers entered above.

The system will perform the following edits on the data entered for **sections 02, 03, and 04**:

- For each academic year, the total **Number of Group 4 students who were awarded any Title IV aid** for all income levels (line f, column 1) should be equal to the total number of students reported for that academic year in **Group 4**.
- For each academic year and income level, if a value greater than 0 is reported for the **Number of Group 4 students who were awarded any Title IV aid** (column 1), then a value greater than 0 must also be entered for the **Total amount of grant or scholarship aid awarded** (column 3); and vice versa.
- For each academic year and income level, the **Number of Group 4 students who were awarded any grant or scholarship aid from the federal government, state/local government, or the institution** (column 2) must be less than or equal to the **Number of Group 4 students who were awarded any Title IV aid** (column 1).
- For each academic year and income level, if the **Number of Group 4 students who were awarded any grant or scholarship aid from the federal government, state/local government, or the institution** (column 2) is greater than 0, then **Total amount of grant or scholarship aid awarded to Group 4 students** (column 3) must be greater than 0.
- For each academic year and income level, if the **Number of Group 4 students who were awarded any grant or scholarship aid from the federal government, state/local government, or the institution** (column 2) is equal to 0, then **Total amount of grant or scholarship aid awarded to Group 4 students** (column 3) must be equal to 0.
- For each academic year, if the number of students who were awarded grants or scholarships from the federal government, state/local government, or the institution in **Part C, Line 01** is greater than 0, then the **Number of Group 4 students who were awarded any grant or scholarship aid from the federal government, state/local government, or the institution** (column 2) is expected to be greater than 0.
- For the **CY** academic year, the **Number of Group 4 students who were awarded any Title IV aid** (column 1) is expected to be within a certain range of the prior year value, as outlined below:
 - If the PY value is between 1 and 19, then the CY value is expected to be within plus or minus 5 of that value.
 - If the PY value is greater than 19, then the CY value is expected to be within a 25% range of that value.
- For the **CY** academic year, the **Number of Group 4 students who were awarded any grant or scholarship aid from the federal government, state/local government, or the institution** (column 2) is expected to be within a certain range of the prior year value, as outlined below:
 - If the PY value is between 1 and 19, then the CY value is expected to be within plus or minus 10 of that value.
 - If the PY value is greater than 19, then the CY value is expected to be within a 45% range of that value.
- For the **PY** academic year, the **Number of Group 4 students who were awarded any Title IV aid** (column 1) is expected to be within a certain range of the prior year value, as outlined below:
 - If the PPY value is between 1 and 19, then the PY value is expected to be within plus or minus 5 of that value.
 - If the PPY value is greater than 19, then the PY value is expected to be within a 25% range of that value.
- For the **PY** academic year, the **Number of Group 4 students who were awarded any grant or scholarship aid from the federal government, state/local government, or the institution** (column 2) is expected to be within a certain range of the prior year value, as outlined below:
 - If the PPY value is between 1 and 19, then the PY value is expected to be within plus or minus 10 of that value.
 - If the PPY value is greater than 19, then the PY value is expected to be within a 45% range of that value.
- For the **CY** and **PY** academic years, the **Total amount of grant or scholarship aid awarded to Group 4 students** reported across all income levels (line f, column 3) is expected to be within a 25% range of the previous year's amount.
- For the **CY** academic year, the **Total amount of grant or scholarship aid awarded to Group 4 students** reported across all income levels (line 04f, column 3) should be less than or equal to the Total amount of grant or scholarship aid awarded to Group 2 students (**Part C, Line 01, Column 3**).
- For each income level, the **Average amount of grant or scholarship aid awarded to Group 4 students** is expected to be greater at lower income levels than at higher ones.

Top ▲

Part F: Net Price Calculation for Group 3

The worksheet in this section displays information compiled from data reported by your institution in this Student Financial Aid component. Based on this information, the system computes the **Weighted average for room and board and other expenses by living arrangement**, the **Total cost of attendance**, the **Average amount of grant or scholarship aid awarded to Group 3 students from the federal government, state/local government, and the institution**, and the **Average institutional net price for Group 3 students**. This information is posted on the U.S. Department of Education's College Navigator website and used in the U.S. Department of Education's College Affordability and Transparency Lists.

The system will perform the following edits on the data entered:

- For each academic year, the **Average institutional net price for Group 3 students** (line 08) cannot be negative. If an average of less than 0 is calculated, then you must fix it by adjusting your entries in the previous sections of this survey. If the calculated average is correct, you must enter an explanation for why this is true. In addition, you may wish to add information in the context box at the bottom of the screen.
- If you selected **Yes** to indicate that you wish to provide additional context for these data, you must enter the desired information in the space provided. If you no longer wish to provide additional context notes, please change your response to **No**.

Top ▲

Part G: Net Price Calculation for Group 4

The worksheet in this section displays information compiled from data reported by your institution in this Student Financial Aid component. Based on this information, the system computes the **Weighted average for room and board and other expenses by living arrangement**, the **Total cost of attendance by income level**, the **Average amount of grant or scholarship aid awarded to Group 3 students from the federal government, state/local government, and the institution** total and by income level, and the **Average institutional net price for Group 4 students**. This information is then included on the U.S. Department of Education's College Navigator website.

The system will perform the following edits on the data entered:

- For the 2014-15 academic year, the **Average institutional net price for Group 4 students** (line 08) for each income level cannot be negative. If an average of less than 0 is calculated, then you must fix it by adjusting your entries in the previous sections of the survey. If the calculated average is correct, you must enter an *explanation* for why this is true. In addition, you may wish to add information in the context box at the bottom of the screen.
- If you selected **Yes** to indicate that you wish to provide additional context for these data, you must enter the desired information in the space provided. If you no longer wish to provide additional context notes, please change your response to **No**.

Top ▲

Section 2

Military Servicemembers and Veteran's Benefits (NEW)

On this screen, you must provide information related to your institution's veteran's benefits. The data reported for the **Post-9/11 GI Bill** benefit questions should be for the prior academic year, from July 1, 2014-June 30, 2015 for undergraduate and graduate students, as applicable to your institution. The data reported for the **Department of Defense Tuition Assistance Program** questions should be for the prior academic year, from October 1, 2014-September 30, 2015 for undergraduate and graduate students, as applicable to your institution.

Undergraduate Only

Applicable to institutions that enroll only undergraduate students, but not graduate students

Enter the **Number of students receiving benefits/assistance** and the **Total dollar amount of benefits/assistance awarded through the institution** for the following types of benefit/assistance:

- Post-9/11 GI Bill Benefits
- Department of Defense Tuition Assistance Program

The system will perform the following edits on the data entered:

- For each type of benefit/assistance, a value must be entered for **Number of students receiving benefits/assistance**.
- For each type of benefit/assistance, a value must be entered for **Total dollar amount of benefits/assistance awarded through the institution**.
- For each type of benefit/assistance, if the **Number of students receiving benefits/assistance** is greater than 0, then the **Total dollar amount of benefits/assistance awarded through the institution** must be greater than 0.
- If the average **Department of Defense Tuition Assistance Program** amount exceeds the \$4,500 maximum award per student, a *fatal* error will occur.

Undergraduate and Graduate

Applicable to institutions that enroll both undergraduate and graduate students

Enter the **Number of students receiving benefits/assistance** and the **Total dollar amount of benefits/assistance awarded through the institution** for the following types of benefit/assistance:

Post-9/11 GI Bill Benefits

- Undergraduate
- Graduate

Department of Defense Tuition Assistance Program

- Undergraduate
- Graduate

Based on the data entered, the system will calculate the total number of students and the total dollar amount for each type of benefit/assistance.

The system will perform the following edits on the data entered:

- For each type of benefit/assistance, a value must be entered for **Number of students receiving benefits/assistance**.
- For each type of benefit/assistance, a value must be entered for **Total dollar amount of benefits/assistance awarded through the institution**.
- For each type of benefit/assistance, if the **Number of students receiving benefits/assistance** is greater than 0, then the **Total dollar amount of benefits/assistance awarded through the institution** must be greater than 0.
- For both Graduate and Undergraduate students if the average **Department of Defense Tuition Assistance Program** amount exceeds the \$4,500 maximum award per student, a *fatal* error will occur.

Top ▲

U.S. Department of Education



[Software Provider Resources](#)
[Browsers Supported](#)

[Use of Cookies](#)
[Troubleshooting](#)

[Section 508 Compliance](#)
[NCES Privacy Policy](#)