



# Using CEDS to Support Research





# Objectives

- 🕒 Consider how CEDS tools might be used to support research agendas
- 🕒 Share with committee the status of the CIID Generate tool
- 🕒 Explore how a physical implementation of CEDS might be leveraged for research
- 🕒 Update on CEDS use stats

# Research Agenda | An Example





# Research Agenda | An Example



“[A] research agenda can help states strategically manage data requests to best support their policy goals and the data system’s objectives.”

- SLDS Issue Brief: Developing a Robust Research Agenda that the SLDS Can Support  
<[nces.grads360.org](http://nces.grads360.org)>




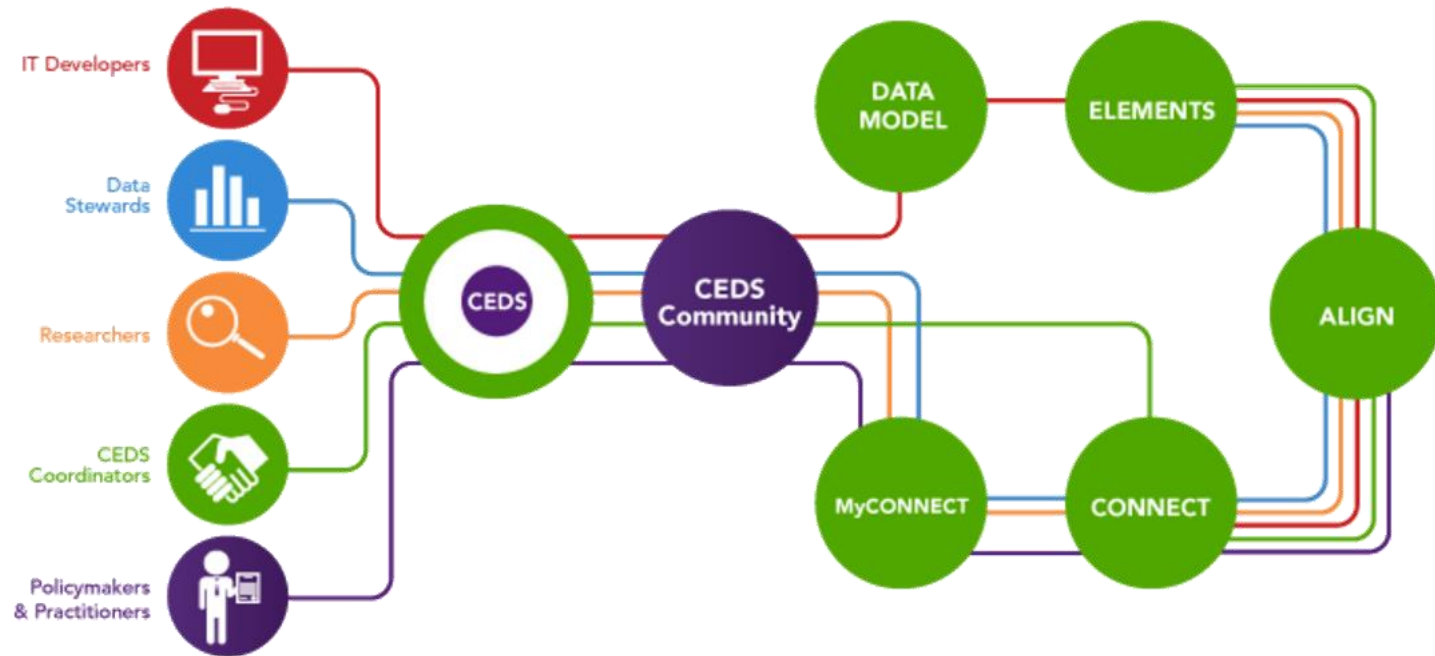
# Research Agenda | An Example



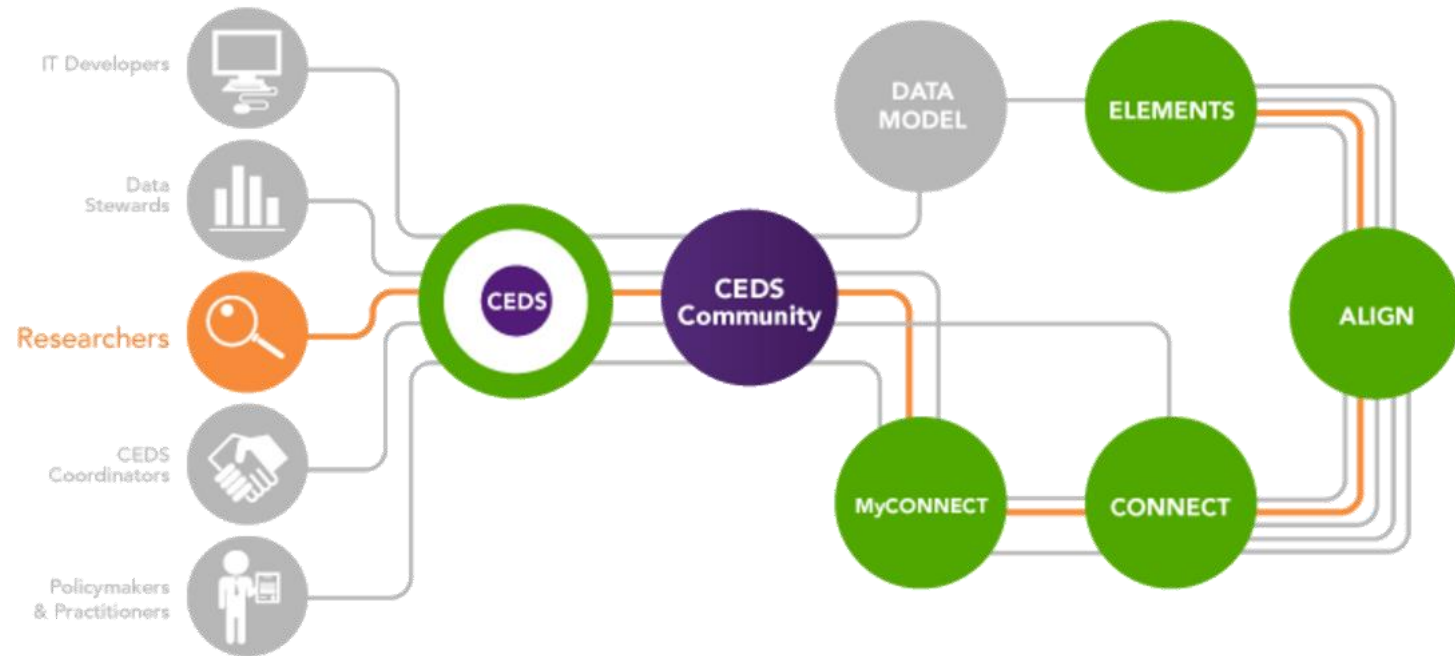

“The Common Education Data Standards (CEDS) Connect tool allows states to document and share research questions they have developed and the data elements needed to address them.


- SLDS Issue Brief: Developing a Robust Research Agenda that the SLDS Can Support  
<[nces.grads360.org](http://nces.grads360.org)>











**Identify** data and appropriate use



**Map** to existing data sets



**Overlay** data to define blueprint for data use





## CEDS Connect

**Connection Title:** What proportion of minority students are taught by teachers who are rated ineffective on the staff evaluation system?

**Selected Descriptors:**

Educational Process: Societal Perspectives->Educational Opportunities  
 Educational Process: Societal Perspectives->Educational Quality  
 Bias and Equity->Educationally Disadvantaged  
 Bias and Equity->Equal Education  
 Educational Process: School Perspectives->Student Characteristics  
 Students, Teachers, School Personnel->Students  
 Educational Process: School Perspectives->Teacher Characteristics  
 Educational Process: School Perspectives->Teacher Evaluation  
 Students, Teachers, School Personnel->Teachers  
 Students, Teachers, School Personnel->Teacher Quality

**Author:** Monica Young and Stephanie Irvine

**Location:** Not Applicable

**Source for CEDS Connection Information:** Equitable Access Support Network

**Description of CEDS Connection:**

Minority Student Access to Ineffective Teachers

**Go Further with this Connection**

You can use this Connection with your own data system. Click on the myConnect logo to apply the elements from your shared map to this Connection.



► Expand All

## ▼ Data Elements

**Teacher Information****CEDS Elements:**

- A. K12 -> K12 Staff -> Assignment -> Local Education Agency Identifier
- B. K12 -> K12 Staff -> Professional Development -> Staff Evaluation Outcome
- C. K12 -> K12 Staff -> Assignment -> School Identifier
- D. K12 -> K12 Student -> Demographic -> American Indian or Alaska Native
- E. K12 -> K12 Student -> Demographic -> Asian
- F. K12 -> K12 Student -> Demographic -> Black or African American
- G. K12 -> K12 Student -> Demographic -> Native Hawaiian or Other Pacific Islander
- H. K12 -> K12 Staff -> Assignment -> Staff Full Time Equivalency
- I. K12 -> K12 Student -> Demographic -> Demographic Race Two or More Races
- J. K12 -> K12 Student -> Demographic -> Hispanic or Latino Ethnicity
- K. K12 -> K12 Staff -> Assignment -> K12 Staff Classification

**Elements Not Currently in CEDS:****Student Information****CEDS Elements:**

- A. K12 -> K12 Staff -> Assignment -> Local Education Agency Identifier
- B. K12 -> K12 Staff -> Professional Development -> Staff Evaluation Outcome
- C. K12 -> K12 Staff -> Assignment -> School Identifier
- D. K12 -> K12 Student -> Demographic -> American Indian or Alaska Native
- E. K12 -> K12 Student -> Demographic -> Asian
- F. K12 -> K12 Student -> Demographic -> Black or African American
- G. K12 -> K12 Student -> Demographic -> Native Hawaiian or Other Pacific Islander
- H. K12 -> K12 Staff -> Assignment -> Staff Full Time Equivalency
- I. K12 -> K12 Student -> Demographic -> Demographic Race Two or More Races
- J. K12 -> K12 Student -> Demographic -> Hispanic or Latino

**Elements Not Currently in CEDS:**

# Research Agenda | An Example

Connect » Find Connection

**CEDS Connect**

Connection Title: What proportion of minority students are taught by teachers who are rated ineffective on the staff evaluation system?

Selected Descriptors: Societal Perspectives>Educational Opportunities  
Educational Process: Societal Perspectives>Educational Quality  
Educational Process: Societal Perspectives>Educational Quality  
Bias and Equity>Educational Disadvantaged  
Educational Process: School Perspectives>Student Characteristics  
Students, Teachers, School Personnel>Students  
Educational Process: School Perspectives>Teacher Characteristics  
Educational Process: School Perspectives>Teacher Evaluation  
Students, Teachers, School Personnel>Teachers  
Educational Process: School Perspectives>Teacher Quality  
Students, Teachers, School Personnel>Teacher Quality

Author: Monica Young and Stephanie Irvine

Location: Not Applicable

Source for CEDS Connection Information: Equitable Access Support Network

Description of CEDS Connection:  
Minority Student Access to Ineffective Teachers

myConnect

Go Further with this Connection  
You can use this Connection with your own data system. Click on the myConnect logo to apply the elements from your shared map to this Connection.

• Back to All

Data Elements

Teacher Information

CEDS Elements:

- A. K12 -> K12 Staff -> Assignment -> Local Education Agency
- B. K12 -> K12 Staff -> Assignment -> School Identifier
- C. K12 -> K12 Staff -> Assignment -> School Identifier or District
- D. K12 -> K12 Staff -> Assignment -> School Identifier or District
- E. K12 -> K12 Staff -> Assignment -> School Identifier or District
- F. K12 -> K12 Staff -> Assignment -> School Identifier or District
- G. K12 -> K12 Staff -> Assignment -> School Identifier or District
- H. K12 -> K12 Staff -> Assignment -> School Identifier or District
- I. K12 -> K12 Staff -> Assignment -> School Identifier or District
- J. K12 -> K12 Staff -> Assignment -> School Identifier or District
- K. K12 -> K12 Staff -> Assignment -> School Identifier or District
- L. K12 -> K12 Staff -> Assignment -> School Identifier or District
- M. K12 -> K12 Staff -> Assignment -> School Identifier or District
- N. K12 -> K12 Staff -> Assignment -> School Identifier or District
- O. K12 -> K12 Staff -> Assignment -> School Identifier or District
- P. K12 -> K12 Staff -> Assignment -> School Identifier or District
- Q. K12 -> K12 Staff -> Assignment -> School Identifier or District
- R. K12 -> K12 Staff -> Assignment -> School Identifier or District
- S. K12 -> K12 Staff -> Assignment -> School Identifier or District
- T. K12 -> K12 Staff -> Assignment -> School Identifier or District
- U. K12 -> K12 Staff -> Assignment -> School Identifier or District
- V. K12 -> K12 Staff -> Assignment -> School Identifier or District
- W. K12 -> K12 Staff -> Assignment -> School Identifier or District
- X. K12 -> K12 Staff -> Assignment -> School Identifier or District
- Y. K12 -> K12 Staff -> Assignment -> School Identifier or District
- Z. K12 -> K12 Staff -> Assignment -> School Identifier or District

Student Information

CEDS Elements:

- A. K12 -> K12 Student -> Assignment -> Local Education Agency
- B. K12 -> K12 Student -> Assignment -> School Identifier
- C. K12 -> K12 Student -> Assignment -> School Identifier or District
- D. K12 -> K12 Student -> Assignment -> School Identifier or District
- E. K12 -> K12 Student -> Assignment -> School Identifier or District
- F. K12 -> K12 Student -> Assignment -> School Identifier or District
- G. K12 -> K12 Student -> Assignment -> School Identifier or District
- H. K12 -> K12 Student -> Assignment -> School Identifier or District
- I. K12 -> K12 Student -> Assignment -> School Identifier or District
- J. K12 -> K12 Student -> Assignment -> School Identifier or District
- K. K12 -> K12 Student -> Assignment -> School Identifier or District
- L. K12 -> K12 Student -> Assignment -> School Identifier or District
- M. K12 -> K12 Student -> Assignment -> School Identifier or District
- N. K12 -> K12 Student -> Assignment -> School Identifier or District
- O. K12 -> K12 Student -> Assignment -> School Identifier or District
- P. K12 -> K12 Student -> Assignment -> School Identifier or District
- Q. K12 -> K12 Student -> Assignment -> School Identifier or District
- R. K12 -> K12 Student -> Assignment -> School Identifier or District
- S. K12 -> K12 Student -> Assignment -> School Identifier or District
- T. K12 -> K12 Student -> Assignment -> School Identifier or District
- U. K12 -> K12 Student -> Assignment -> School Identifier or District
- V. K12 -> K12 Student -> Assignment -> School Identifier or District
- W. K12 -> K12 Student -> Assignment -> School Identifier or District
- X. K12 -> K12 Student -> Assignment -> School Identifier or District
- Y. K12 -> K12 Student -> Assignment -> School Identifier or District
- Z. K12 -> K12 Student -> Assignment -> School Identifier or District

- Connection is built and shared in **Connect**
- SEA and/or LEA data source(s) mapped in **Align**
- SEA and/or LEA “overlays” via **myConnect**
- SEA and/or LEA is equipped to provide appropriate data and/or conduct analysis



# Research Agenda | An Example

Connect » Find Connection

**CEDS Connect**

Connection Title: What proportion of minority students are taught by teachers who are rated ineffective on the staff evaluation system?

Selected Descriptors: Societal Perspectives-Educational Opportunity  
Educational Process: Societal Perspectives-Educational Quality  
Educational Process: Societal Perspectives-Educational Quality  
Bias and Equity-Educational Disadvantage  
Bias and Equity-Educational Disadvantage  
Educational Process: School Personnel  
Students, Teachers, School Personnel  
Educational Process: School Personnel  
Students, Teachers, School Personnel  
Educational Process: School Personnel  
Students, Teachers, School Personnel

Author: Monica Young and Stephanie J.

Location: Not Applicable

Source for CEDS Connect

Description of CEDS Connect

Minority Student Access to this

Go Further with this Connection  
You can use this Connection with myConnect logo to apply the same Connection.

• Back to

• Data Elements

Teacher Information

CEDS Elements:

A. K12 - K12 Staff - Assignment - Local Education Agency

B. K12 - K12 Staff - Assignment - State Education Agency

C. K12 - K12 Staff - Assignment - School District

D. K12 - K12 Staff - Assignment - Charter School

E. K12 - K12 Staff - Assignment - Private School

F. K12 - K12 Staff - Assignment - Other

G. K12 - K12 Staff - Assignment - Other

H. K12 - K12 Staff - Assignment - Other

I. K12 - K12 Staff - Assignment - Other

J. K12 - K12 Staff - Assignment - Other

K. K12 - K12 Staff - Assignment - Other

L. K12 - K12 Staff - Assignment - Other

M. K12 - K12 Staff - Assignment - Other

N. K12 - K12 Staff - Assignment - Other

O. K12 - K12 Staff - Assignment - Other

P. K12 - K12 Staff - Assignment - Other

Student Information

CEDS Elements:

A. K12 - K12 Student - Assignment - Local Education Agency

B. K12 - K12 Student - Assignment - State Education Agency

C. K12 - K12 Student - Assignment - School District

D. K12 - K12 Student - Assignment - Charter School

E. K12 - K12 Student - Assignment - Private School

F. K12 - K12 Student - Assignment - Other

G. K12 - K12 Student - Assignment - Other

H. K12 - K12 Student - Assignment - Other

I. K12 - K12 Student - Assignment - Other

J. K12 - K12 Student - Assignment - Other

K. K12 - K12 Student - Assignment - Other

L. K12 - K12 Student - Assignment - Other

M. K12 - K12 Student - Assignment - Other

N. K12 - K12 Student - Assignment - Other

O. K12 - K12 Student - Assignment - Other

P. K12 - K12 Student - Assignment - Other

GENERATE

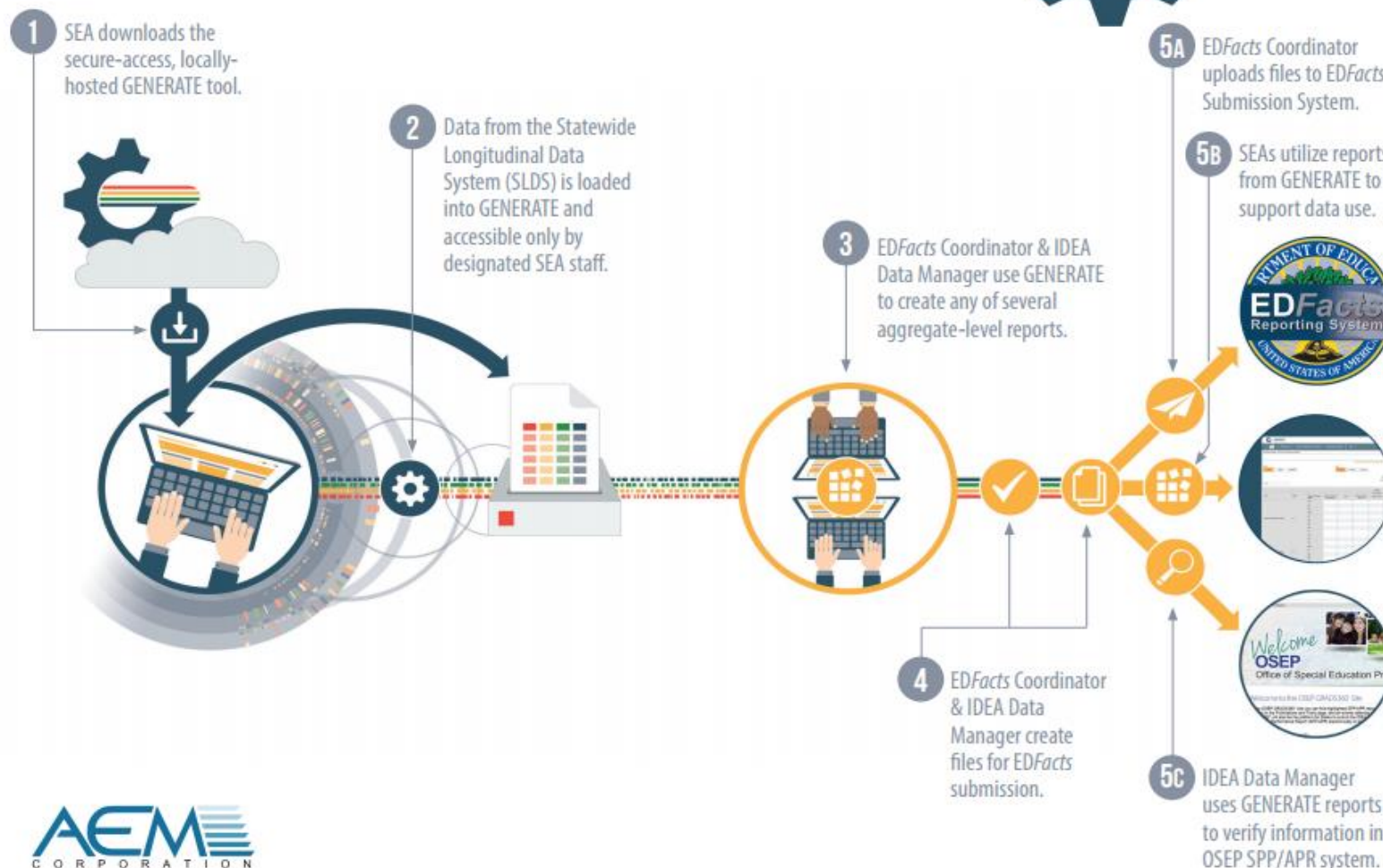
- Connection is built and shared in **Connect**
- SEA and/or LEA data source(s) mapped in **Align**
- SEA and/or LEA “overlays” via **myConnect**
- SEA and/or LEA is equipped to provide appropriate data and/or conduct analysis







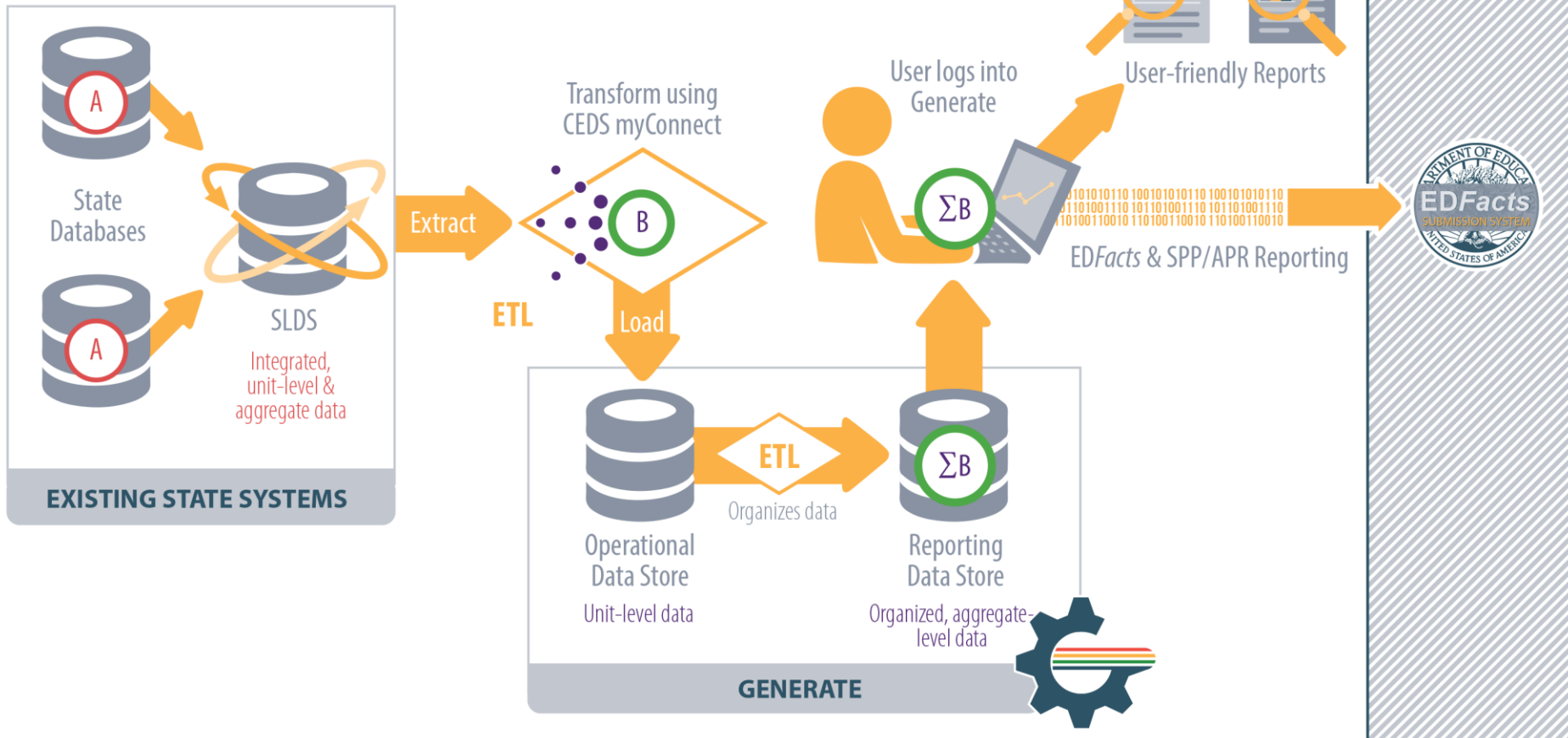
## CIID'S GENERATE TOOL

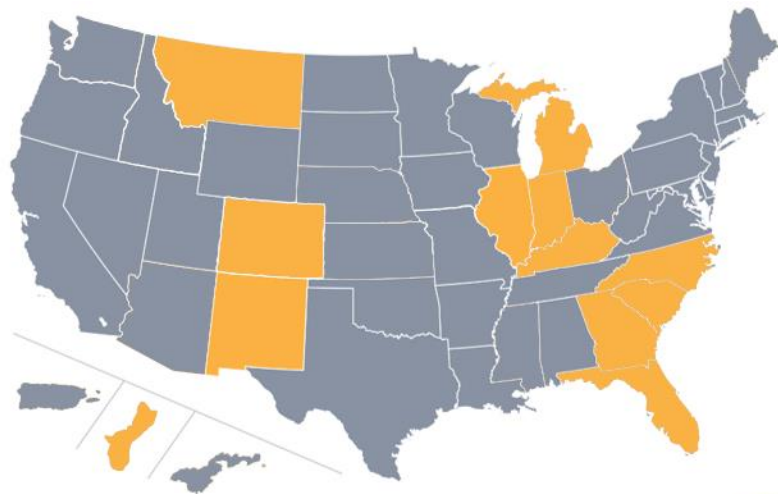


### BENEFITS

- Automates and simplifies IDEA data reporting
- SEAs can use GENERATE reports to look across special and general education data to inform decision-making
- Provides more consistency across states for IDEA data reporting
- Supports timely and efficient IDEA data reporting by IDEA Data Managers and EDFacts Coordinators
- Uses SLDS data to report IDEA-related EDFacts and relevant APR Indicators

## SEA FIREWALL





Colorado  
Florida  
Georgia  
Guam  
Illinois  
Indiana  
Kentucky  
Michigan

Montana  
New Mexico  
North Carolina  
South Carolina

**1**  
**INTEREST**

**2**  
**PREPARATION**

**3**  
**STAGING**

**4**  
**IMPLEMENTATION**

**5**  
**SHARING**

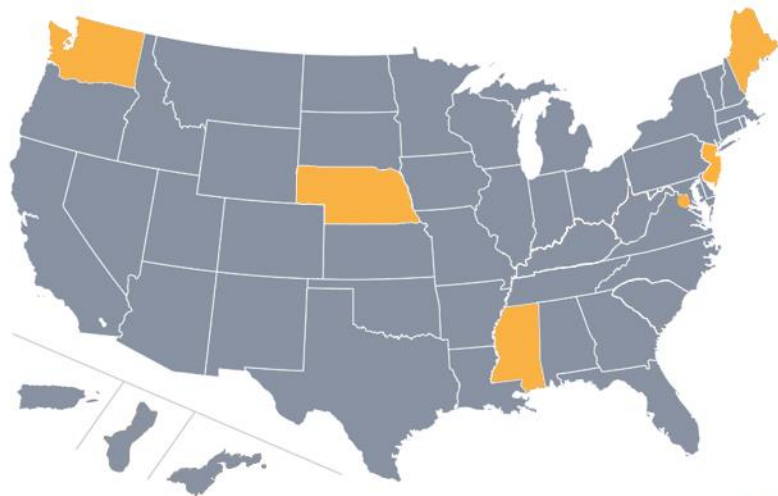
**6**  
**MENTORING**



**Interest**

SEA has requested additional information on Generate or asked about implementation of the application





Maine  
Mississippi  
Nebraska  
OSSE  
Washington

1  
INTEREST

2  
PREPARATION

3  
STAGING

4  
IMPLEMENTATION

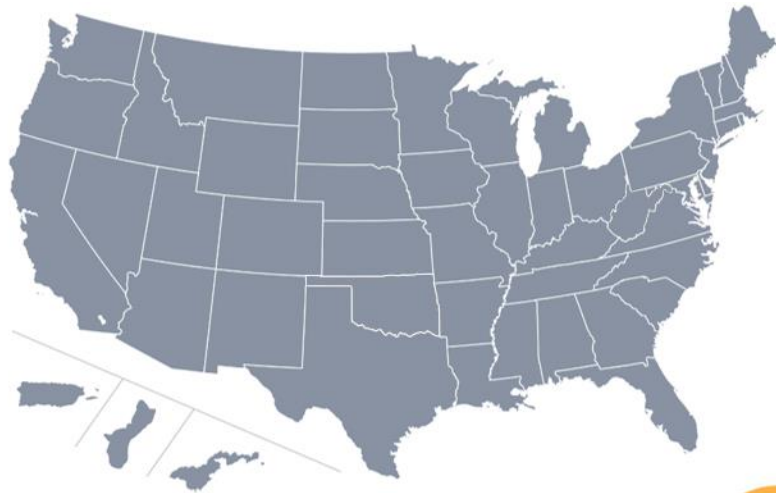
5  
SHARING

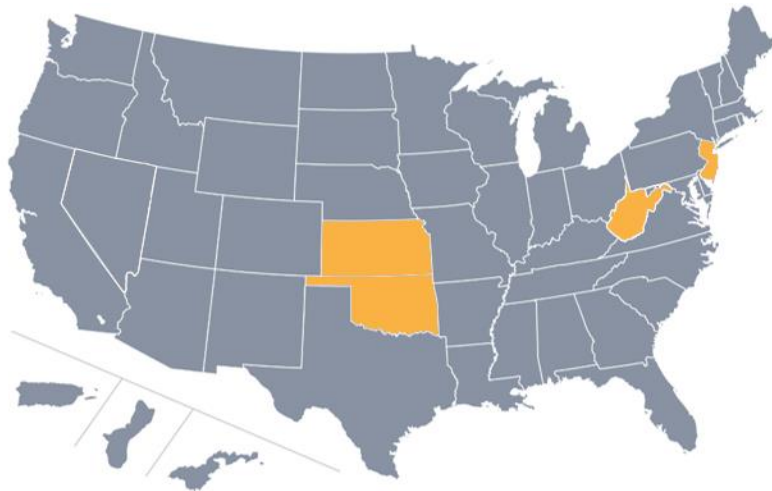
6  
MENTORING



## Preparation

SEA has verbally committed to implementing Generate and planning is underway to address questions and build buy-in among key stakeholders

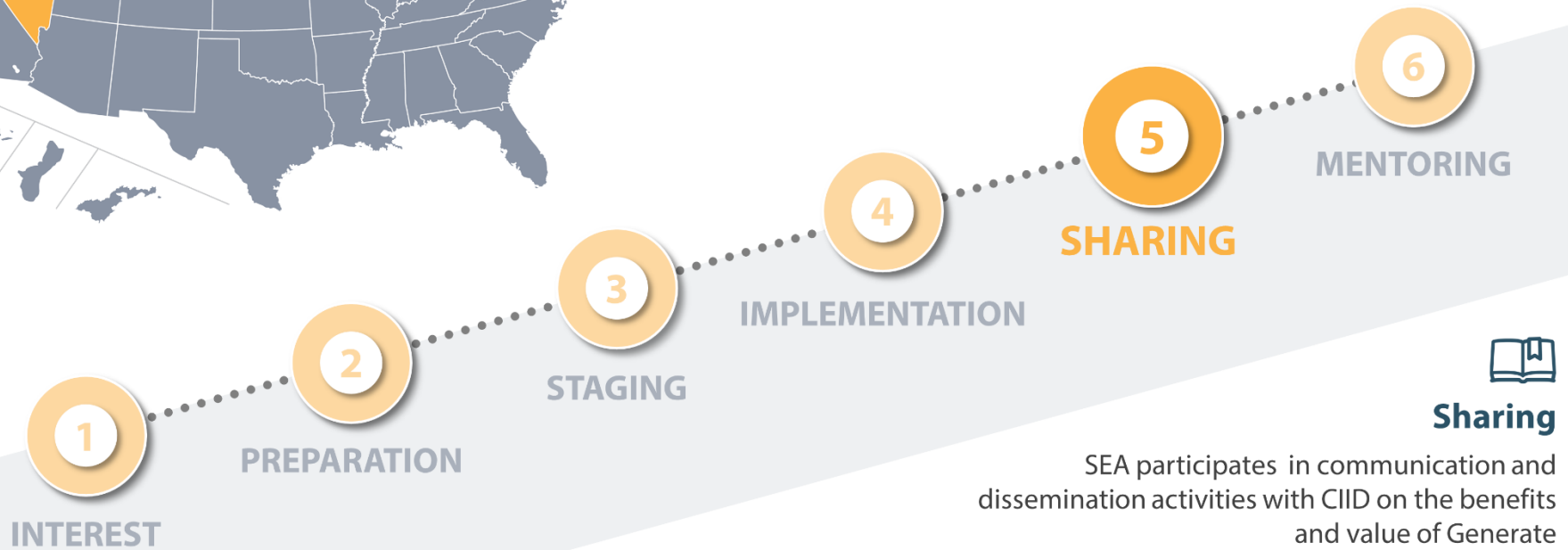
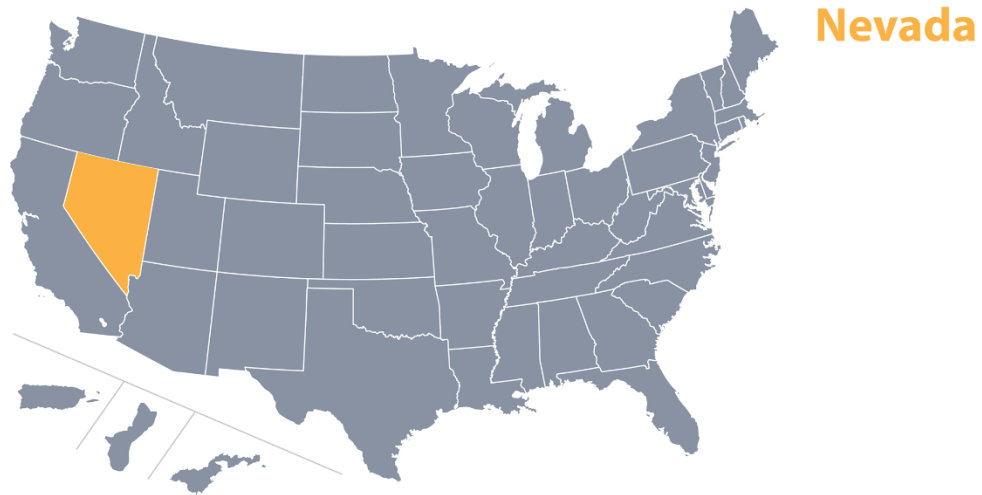


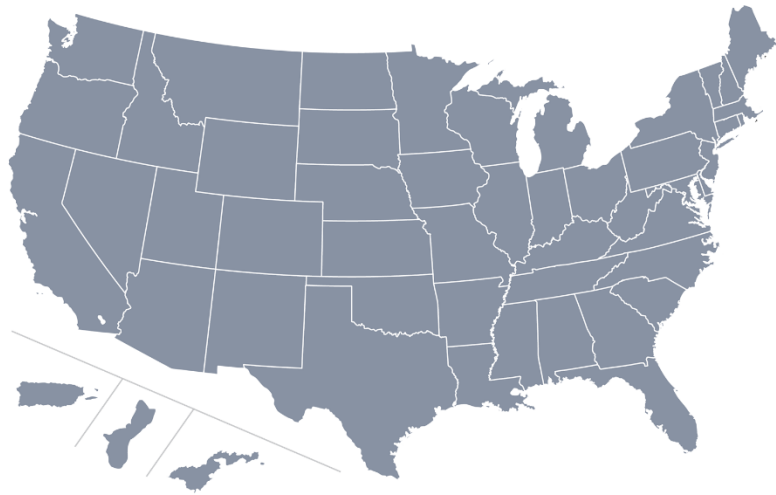


Kansas  
New Jersey  
Oklahoma  
West Virginia









**1**  
**INTEREST**

**2**  
**PREPARATION**

**3**  
**STAGING**

**4**  
**IMPLEMENTATION**

**5**  
**SHARING**

**6**  
**MENTORING**



## **Mentoring**

SEA works with CIID and other SEA to guide and support the further implementation and evolution of Generate

# Research +



# whiteboarding the Possible



Policymakers set policy



Connect is used to  
define data and  
analysis for policy



# Research +



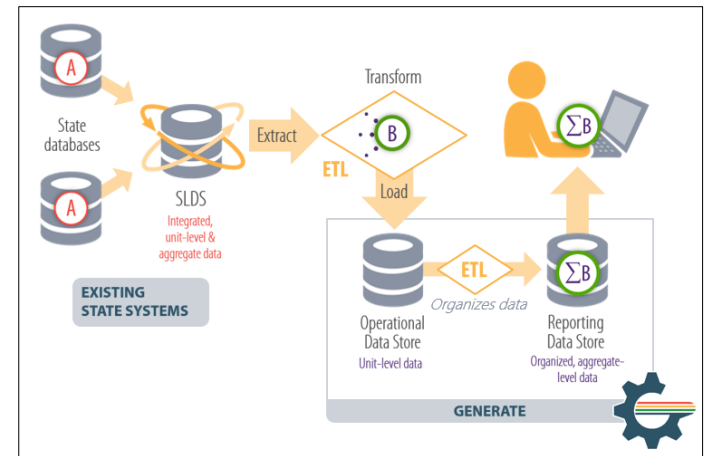
# whiteboarding the Possible



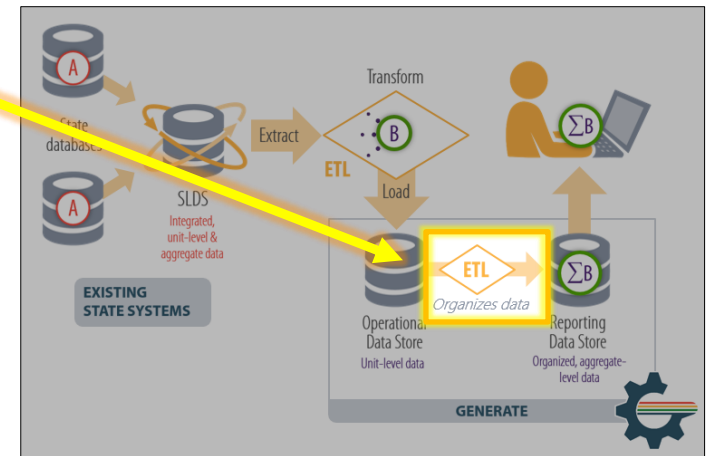
SEA/LEA has established  
data system

Align is used to  
map data to CEDS

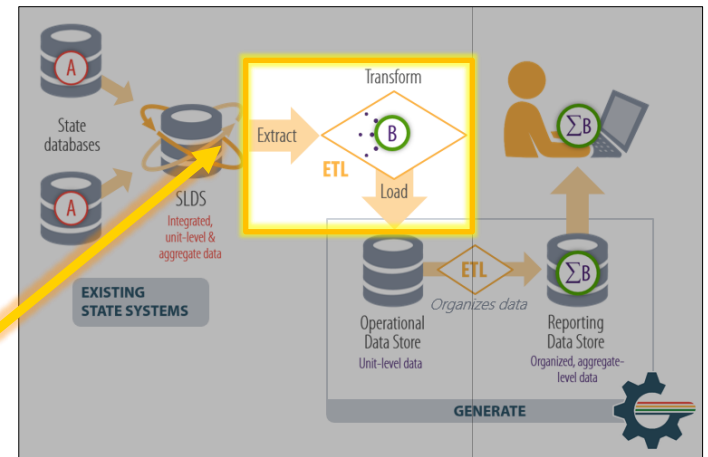
# Research + whiteboarding the Possible



# Research + whiteboarding the Possible



# Research + whiteboarding the Possible

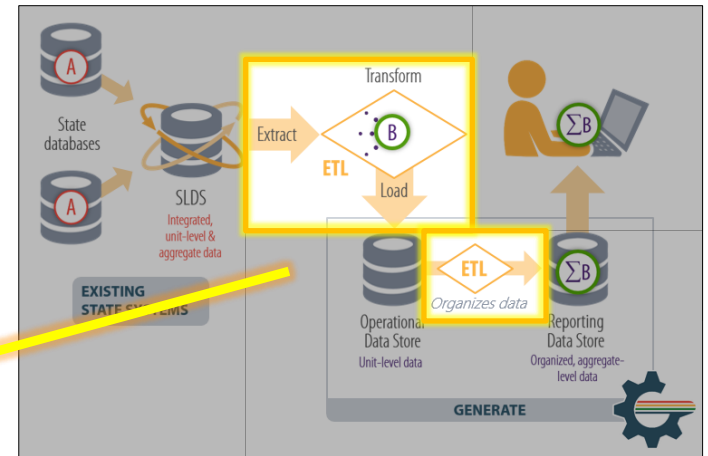




# Research +



# whiteboarding the Possible



Policy  
discussions are  
streamlined

Generate  
updated

Update  
installed

Analysis  
report run

A group of diverse business professionals, including men and women of various ethnicities, are gathered around a table in an office. They are all looking towards the left side of the frame, presumably at a computer screen. The image is slightly blurred and has a soft, warm light overlay. A white rectangular box with a thin black border is superimposed over the top portion of the image, containing the text.

**That's great, but who is actually using CEDS?**



# That's great, but who is actually using CEDS?

- 🕒 Over **500** CEDS Connections
- 🕒 More than **600** Align Maps (**98%** of States)
- 🕒 More than **2,500** registered users
- 🕒 Numerous SEAs have **at least 1 core** data system built on the CEDS data model, **15+** by 2019



# That's great, but who is actually using CEDS?

- Over **500** CEDS Connections
- More than **600** Align Maps (**98%** of States)
- More than **2,500** registered users
- Numerous SEAs have **at least 1 core** data system built on the CEDS data model, **15+** by 2019

Impacting state education data management  
and use for:





# That's great, but who is actually using CEDS?

- Over **500** CEDS Connections
- More than **600** Align Maps (**98%** of States)
- More than **2,500** registered users
- Numerous SEAs have **at least 1 core** data system built on the CEDS data model, **15+** by 2019

Impacting state education data management  
and use for:

- **20 million students**
- **1 million teachers**
- **6 thousand LEAs**
- **41 thousand schools**

# Contact Info



Jim Campbell, AEM Corp  
CEDS Initiative Lead  
[Jim.Campbell@aemcorp.com](mailto:Jim.Campbell@aemcorp.com)



Bill Huennekens, AEM Corp  
CIID Director  
[Bill.Huennekens@aemcorp.com](mailto:Bill.Huennekens@aemcorp.com)



[www.ceds.ed.gov](http://www.ceds.ed.gov)



CENTER for the INTEGRATION of IDEA DATA

[www.ciidta.grads360.org](http://www.ciidta.grads360.org)