

Appendix C

SD/LEP Student Questionnaire



# SD/LEP STUDENT QUESTIONNAIRE

## POSITION OF PERSON COMPLETING QUESTIONNAIRE

- A Principal/Assistant Principal
- B Special Education Teacher
- C Bilingual Education/ESL Teacher
- D Classroom Teacher
- E Other (specify) \_\_\_\_\_

LD001612

A representative sample of students across the country, including some students in your school, have been selected to take part in the National Assessment of Educational Progress (NAEP). The current assessment focuses on civics, reading, and writing. As part of the assessment, NAEP will investigate the relationship between students' achievement and various school, teacher, and home factors that may influence this achievement. In order to obtain a complete picture of how **all** students are doing, it is important to collect information on **all** students who have been identified as having a disability or limited English proficiency, whether they will be assessed or NOT.<sup>1</sup> We are asking you to complete this questionnaire about one of those students.

We realize you are very busy; however, we urge you to complete this questionnaire as carefully as possible. The information you provide will be kept confidential.

NAEP is authorized under Public Law 103-382. While your participation is voluntary, your responses to these questions are needed to make this survey accurate and complete.

Please complete questions 1 and 2 first. Answer directly on the questionnaire with a number 2 pencil by gridding the appropriate letter, and if necessary, writing your response in the space provided. When you are finished, please return the questionnaire to your school's NAEP coordinator.

Thank you very much for your help.

1. Does this student have a disability (physical and/or mental)?

- A No
- B Yes (Please complete SECTION A, beginning with question 3 on page 3.)

LD001613

2. Does this student have limited English proficiency (LEP)?


- A No
- B Yes (Please complete SECTION B, beginning with question 20 on page 8.)

LD001614

**If the student has both a disability and limited English proficiency, please complete SECTIONS A and B.**

<sup>1</sup> For the purposes of this questionnaire, students with a disability include those who have an IEP or equivalent classification, such as those identified as part of the 504 program.





# SECTION A: STUDENTS WITH DISABILITIES

Complete this section for all students with a disability who have an IEP or equivalent classification.

3. Which of the following best describes this student's disability? (Grid in all that apply.)
- |  |          |  |          |
|--|----------|--|----------|
| <input type="radio"/> (A) Learning disability            | ID100250 | <input type="radio"/> (F) Emotional disturbance  | ID100249 |
| <input type="radio"/> (B) Hearing impairment             | ID100251 | <input type="radio"/> (G) Orthopedic impairment  | ID100255 |
| <input type="radio"/> (C) Visual impairment/blindness    | ID100252 | <input type="radio"/> (H) Traumatic brain injury | ID100256 |
| <input type="radio"/> (D) Speech impairment              | ID100253 | <input type="radio"/> (I) Other (specify) _____  | ID100257 |
| <input type="radio"/> (E) Mental or cognitive impairment | ID100254 |  | ID100258 |
4. What is the degree of this student's disability?
- (A) Profound
  - (B) Severe
  - (C) Moderate
  - (D) Mild
- LD001619
5. Does this student have an Individualized Education Plan (IEP) or equivalent classification?
- (A) Yes, IEP
  - (B) Yes, equivalent classification (define) \_\_\_\_\_
  - (C) No
- ID100306
6. Has the IEP team or an equivalent group determined that the student cannot participate in assessments such as NAEP?
- (A) No
  - (B) Yes
- LD001616
7. Is this student's cognitive functioning so severely impaired that he/she cannot participate in this assessment?
- (A) No
  - (B) Yes
- LD001617

8. What percentage of time is this student mainstreamed (i.e., with his/her nondisabled peers) in academic subjects (e.g., mathematics, reading/language arts, science)?

- (A) 0%
- (B) 1-24%
- (C) 25-49%
- (D) 50-74%
- (E) 75-99%
- (F) 100%
- (G) I don't know.

ID100347

9. What percentage of time in the total school day is this student served by a special education program (both in a class with his/her nondisabled peers and outside such a class)?


- (A) 0%
- (B) 1-24%
- (C) 25-49%
- (D) 50-74%
- (E) 75-99%
- (F) 100%
- (G) I don't know.


ID100348

10. In which areas is this student currently receiving instruction as part of a special education program? (Grid in all that apply.)

ID100354

- |   |          |  |          |
|---|----------|--|----------|
| <input type="radio"/> (A) Language development                            | ID100260 | <input type="radio"/> (F) Personal care and basic life skills                                      | ID100265 |
| <input type="radio"/> (B) Reading   | ID100261 | <input type="radio"/> (G) Vocational education   | ID100266 |
| <input type="radio"/> (C) Mathematics                                     | ID100262 | <input type="radio"/> (H) Other (specify) _____  | ID100267 |
| <input type="radio"/> (D) Speech (e.g., articulation, voice, speech flow) | ID100263 | <input type="radio"/> (I) This student does not receive special education instruction in any area. | ID100355 |
| <input type="radio"/> (E) Self-control and deportment                     | ID100264 |  |          |





11. What grade level of instruction is this student currently receiving in reading/language arts?

- A Lower than Kindergarten
- B Kindergarten
- C Grade 1
- D Grade 2
- E Grade 3
- F Grade 4
- G Grade 5
- H Grade 6
- I Grade 7
- J Grade 8
- K Grade 9
- L Grade 10
- M Grade 11
- N Grade 12
- O Student not taking reading/language arts
- P I don't know.

ID100160

12. What grade level of instruction is this student currently receiving in mathematics?

- A Lower than Kindergarten
- B Kindergarten
- C Grade 1
- D Grade 2
- E Grade 3
- F Grade 4
- G Grade 5
- H Grade 6
- I Grade 7
- J Grade 8
- K Grade 9
- L Grade 10
- M Grade 11
- N Grade 12
- O Student not taking mathematics
- P I don't know.

ID100161

13. Are any accommodations or adaptations used for achievement testing for this student?

- A IEP states that student cannot be tested. **[GO TO QUESTION 18.]**
- B No **[GO TO QUESTION 18.]**
- C Yes

LD001648

**Questions 14-17.** If your answer to question 13 is "Yes," which accommodations or adaptations are used for achievement testing with this student?

ID100268

**14. Presentation Accommodations (Grid in all that apply.)**

- |   |          |   |          |
|---|----------|---|----------|
| <input type="radio"/> A Read directions aloud                         | ID100269 | <input type="radio"/> F Braille edition of test     | ID100274 |
| <input type="radio"/> B Read problems aloud (except on reading tests) | ID100270 | <input type="radio"/> G Large-print edition of test | ID100275 |
| <input type="radio"/> C Signing of directions                         | ID100271 | <input type="radio"/> H Use of magnifying equipment | ID100276 |
| <input type="radio"/> D Use of taped version of test                  | ID100272 | <input type="radio"/> I Other (specify) _____       | ID100277 |
| <input type="radio"/> E Assistance with interpretation of directions  | ID100273 |   |          |

**15. Response Accommodations (Grid in all that apply.)**

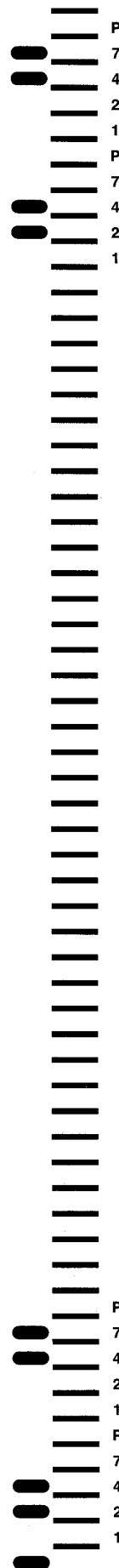
- |  |          |   |          |
|--|----------|---|----------|
| <input type="radio"/> A Response in Braille        | ID100278 | <input type="radio"/> G Use of typewriter to respond                                | ID100284 |
| <input type="radio"/> B Response in sign language  | ID100279 | <input type="radio"/> H Use of calculator including talking or Braille calculators  | ID100285 |
| <input type="radio"/> C Oral responses             | ID100280 | <input type="radio"/> I Use of template to respond                                  | ID100286 |
| <input type="radio"/> D Pointing to answers        | ID100281 | <input type="radio"/> J Use of large marking pen or specially designed writing tool | ID100287 |
| <input type="radio"/> E Tape recording of answers  | ID100282 | <input type="radio"/> K Other (specify) _____                                       | ID100288 |
| <input type="radio"/> F Use of computer to respond | ID100283 |   |          |

**16. Setting Accommodations (Grid in all that apply.)**

- |   |          |
|---|----------|
| <input type="radio"/> A Test in small group   | ID100289 |
| <input type="radio"/> B Test individually     | ID100290 |
| <input type="radio"/> C Other (specify) _____ | ID100291 |

**17. Timing Accommodations (Grid in all that apply.)**

- |   |          |
|---|----------|
| <input type="radio"/> A Extended time                   | ID100292 |
| <input type="radio"/> B More breaks during test         | ID100293 |
| <input type="radio"/> C Test sessions over several days | ID100294 |
| <input type="radio"/> D Other (specify) _____           | ID100295 |





18. In your judgment, could this student meaningfully participate in the NAEP civics, reading, and writing assessments without accommodations or adaptations?

A No

B Yes

LD001650

19. If accommodations and/or adaptations were available, how would this student participate in the NAEP assessment?

A Without accommodations or adaptations

B With the accommodations or adaptations specified for achievement testing of this student

C The IEP team or an equivalent group has determined that the student cannot participate in assessments such as NAEP.

LD001651



## SECTION B: STUDENTS WITH LIMITED ENGLISH PROFICIENCY

Complete this section if the student has limited English proficiency.

20. How long has this student lived in the United States?

- A All his/her life
- B More than 5 years but not all his/her life
- C 3-5 years
- D Less than 3 years
- E I don't know.

LD001653

21. What is this student's first or native language?

- A Spanish
- B Another language (specify) \_\_\_\_\_

LD001654

22. Since reaching school age, how regularly has this student attended school in the United States or in another country?

- A Continuously
- B Intermittently
- C Little or not at all
- D I don't know.

LD001655

23. Counting this year, how many years has this student been enrolled in a school where English is the primary language of instruction?

- A The primary language of instruction in this school is not English.
- B 1 year
- C 2 years
- D 3 years
- E 4 years or more
- F I don't know.

ID100170





24. For how many complete school years has this student been receiving **academic instruction** (mathematics, reading/language arts) primarily in English?

- A Student does not receive academic instruction primarily in English.
- B 1 year
- C 2 years
- D 3 years
- E 4 years or more
- F I don't know.

ID100349

25. Counting this year, how many years has this student received academic instruction specially designed for students with limited English proficiency (e.g., ESL, content-based ESL, sheltered English content courses, native language support, native language instruction)?


- A Student is not receiving instruction specially designed for LEP students. **[GO TO QUESTION 32.]**
- B 1 year
- C 2 years
- D 3 years
- E 4 years or more
- F I don't know.

ID100172

26. During the years this student has received specially designed academic instruction, in what language has instruction been provided?

- A English only
- B Primarily English with some instruction in first language
- C About equally in English and in first language
- D Primarily in first language with some instruction in English
- E In first language only
- F I don't know.

LD001659



27. In which language could this student **best** demonstrate his/her reading ability?

- A English
- B Spanish
- C Other (specify) \_\_\_\_\_
- D I don't know.

ID100173

28. In which language could this student **best** demonstrate his/her writing ability?

- A English
- B Spanish
- C Other (specify) \_\_\_\_\_
- D I don't know.

ID100174

29. **During this school year**, what percentage of this student's **academic instruction** is provided in his/her native language?


- A 0%
- B 1-24%
- C 25-49%
- D 50-74%
- E 75-99%
- F 100%

ID100350

**Questions 30-31. During this school year**, has this student received any of the following types of instruction specially designed for LEP students? **(Grid in one oval on each line.)**

ID100351

	Specially designed instruction in English (such as ESL)	Native language instruction	Mainstreamed with no specially designed instruction	
30. Reading/language arts	<input type="radio"/> A	<input type="radio"/> B	<input type="radio"/> C	LD001666
31. Mathematics	<input type="radio"/> A	<input type="radio"/> B	<input type="radio"/> C	LD001667



32. What grade level of instruction in the English language is this student receiving in reading/language arts?

- (A) Student is receiving instruction in his/her native language only.
- (B) Lower than Kindergarten
- (C) Kindergarten
- (D) Grade 1
- (E) Grade 2
- (F) Grade 3
- (G) Grade 4
- (H) Grade 5
- (I) Grade 6
- (J) Grade 7
- (K) Grade 8
- (L) Grade 9
- (M) Grade 10
- (N) Grade 11
- (O) Grade 12

ID100175

33. What grade level of instruction in the English language is this student receiving in mathematics?

- (A) Student is receiving instruction in his/her native language only.
- (B) Lower than Kindergarten
- (C) Kindergarten
- (D) Grade 1
- (E) Grade 2
- (F) Grade 3
- (G) Grade 4
- (H) Grade 5
- (I) Grade 6
- (J) Grade 7
- (K) Grade 8
- (L) Grade 9
- (M) Grade 10
- (N) Grade 11
- (O) Grade 12

ID100176

Questions 34-37. How would you characterize this student's English proficiency? (Grid in one oval on each line.)

LD001703

	Good (LEP advanced)	Fair (LEP intermediate)	Poor (LEP beginning)	No proficiency	I don't know.	
34. Understanding	(A)	(B)	(C)	(D)	(E)	LD001704
35. Speaking	(A)	(B)	(C)	(D)	(E)	LD001705
36. Reading	(A)	(B)	(C)	(D)	(E)	LD001706
37. Writing	(A)	(B)	(C)	(D)	(E)	LD001707

U123ACC

38. Are any accommodations or adaptations used for achievement testing for this student?

- A IEP states that student cannot be tested. [GO TO QUESTION 40.]
- B No [GO TO QUESTION 40.]
- C Yes

ID100352

39. If your answer to question 38 is "Yes," which accommodations or adaptations are used for achievement testing with this student? (Grid in all that apply.)

ID100297

- A Native language version of test
- B Word lists or glossaries
- C English/native language dictionary
- D Help from a native speaker in interpreting directions and questions
- E Directions read aloud in English
- F Questions read aloud in English
- G Extended time
- H Other (specify) \_\_\_\_\_

ID100298

ID100299

ID100300

ID100301

ID100305

ID100302

ID100303

ID100304

40. In your judgment, could this student participate meaningfully in the NAEP assessment without adaptations or accommodations?

- A No
- B Yes

ID100353

41. If accommodations and/or adaptations were available, how would this student participate in the NAEP assessment?

- A In English without accommodations or adaptations
- B In English with the accommodations or adaptations specified for achievement testing of this student
- C In his/her native language
- D In his/her native language with the accommodations or adaptations specified for achievement testing of this student
- E This student would not participate.

LD001714

THANK YOU FOR YOUR COOPERATION.

