

Sample Retention During COVID – Lessons Learned from the Middle Grades Longitudinal Study of 2017-18

Carolyn G. Fidelman
Study Director,
Longitudinal Surveys Branch,
National Center for Education Statistics

Topics

What is MGLS:2017?

The MGLS:2017 data collections through 2018

MGLS Main Study Data Collection First Follow-Up 2020

- Before COVID
- After COVID

Recommendations

This presentation is intended to promote ideas. The views expressed are part of ongoing research and do not necessarily reflect the position of the U.S. Department of Education.

3



The MGLS:2017 and its data collections through 2018



4

The MGLS:2017 through 2018

MGLS is the first nationally representative study of a cohort of U.S. 6th-graders. The students were sampled in the fall of 2017.

Planning and field testing occurred 2013-2017.

The first national data collection, Main Study Round One (MS1), was conducted January-June 2018, with a small number of remote make-up sessions in July.

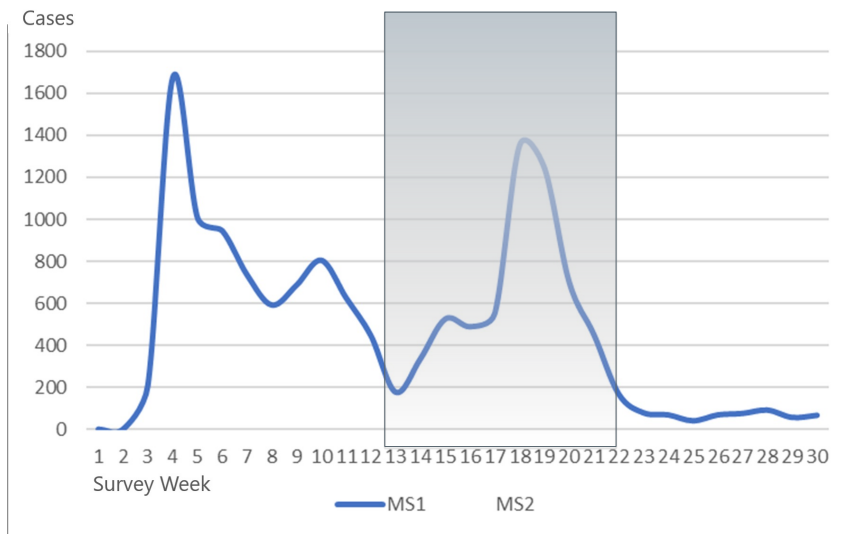
Students were assessed (reading, mathematics, and executive functioning) and surveyed.

Most students (99 percent) completed these activities in a 90-minute group administration session at the school.

Students' parents, math teachers, special education teachers, and school administrators were also surveyed remotely, via Web or CATI.

5

Rate of student completes by week in 2018



Percent of total MS1 completes obtained

January 16 to March 16
57%

March 19 to May 31
40%

June 1 to July 31
3%

6



The MGLS:2017 in 2020

IES  Institute of Education Sciences

7

7

MGLS Main Study Data Collection First Follow-Up 2020

Data Collection

- Students, 90 minute **in-school** session: January 14th – March 16th, 2020
- Students, 45-minute or 75-minute **remote** session: March 16th – July 31st, 2020

Up to March 16th

- 99% of students completed the session in the group administration **in schools**.
- 1% of students took the **remote** session (no longer in their sampled school).

March 16th: In-school data collection stopped due to COVID-19.

After March 16th

- 75% of students completed the 45-minute **remote** session.
- 25% of students completed the 75-minute **remote** session.

8

MGLS Main Study Data Collection First Follow-Up 2020

Two student session timing offerings

45-minute version

- uses the router only for the reading and math assessments
- eliminates the two executive function measures
- reduces the survey items by 1/3
- incentive is \$20 plus a 2-hour certificate of community service

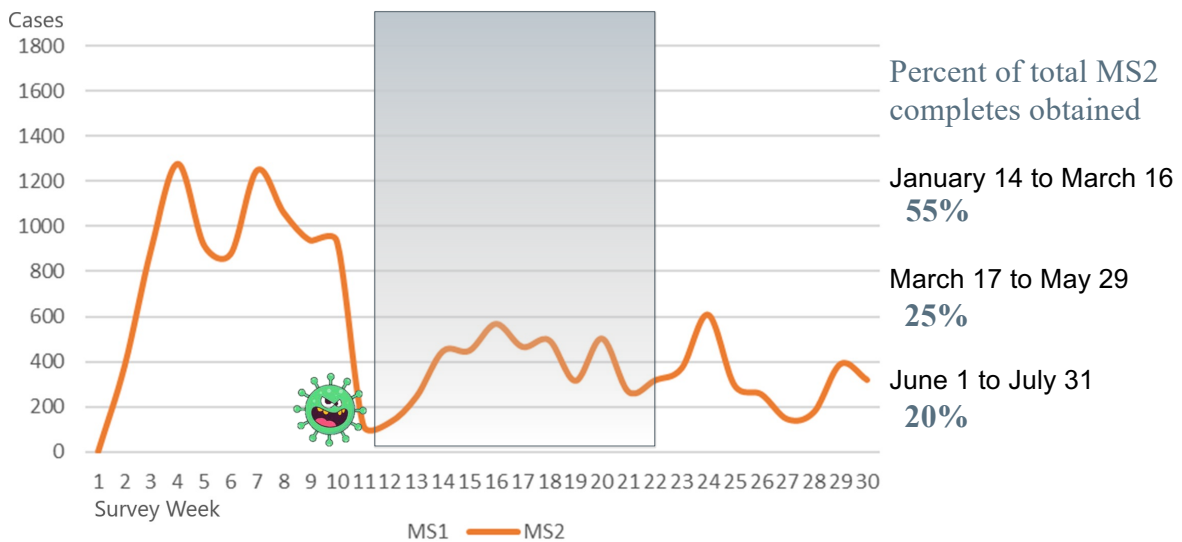
75-minute version

- uses entire reading and math assessments
- eliminates the two executive function measures
- uses all survey items

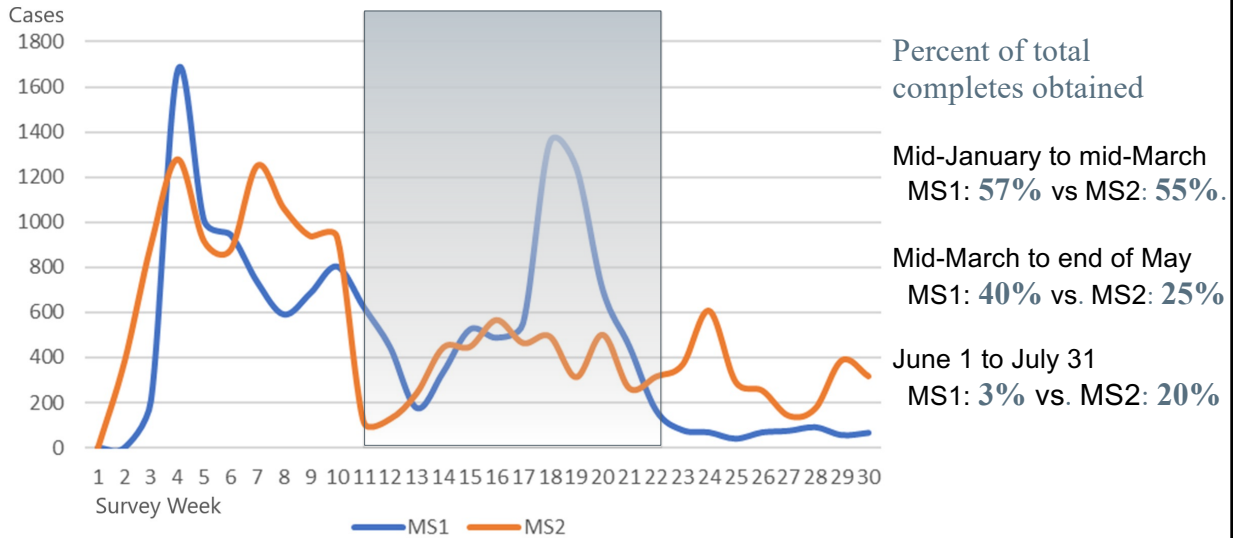
New incentive

\$20 plus a **3-hour certificate of community service** and a donation of **\$20 to Save the Children's special fund to help kids affected by the COVID-19 outbreak.**

Rate of student completes by week in 2020



Comparison of MS1 and MS2 rates of student completion, by week



11

Strategies to disaster-proof your data collection

- Develop and test effective incentives with your team and with potential respondents or those familiar with what motivates your respondent type.
- Include contingency plans in your study design and in related contracts.
- Consider more flexible equipment leasing agreements; include exception clauses.
- Prepare field staff and school staff or other respondents for contingencies.
- Make sure contacting information is collected for potential respondents.
- Monitor subgroup responding in real time to optimize recruitment techniques.

12

Strategies to improve completion rates

- Define different forms of Out-Of-School survey or other alternative response modes depending on your respondent population.
- Port the social desirability effect of group administration to Out-Of-School survey.
- Add options for mobile responding.
- Cog lab responding processes for some items in the in-person/in-school versus remote versions and/or for the normal versus the emergency context.
- Reformulate/edit some items/sections for the self-administered, remote versions.
- Plan for score comparability across assessment versions or other bridge studies depending on who you are collecting data from.

13

Thanks!

For More Information

Contact NCES Staff

Carolyn Fidelman, Study Director, Longitudinal Studies Branch, NCES

▶ Carolyn.Fidelman@ed.gov

▶ 202-245-7042

Visit the MGLS Website

▶ <https://nces.ed.gov/surveys/mgls/>

14