

# SLDS Capacity Survey: Prerelease Findings

April 8, 2021

Kristen King,  
SLDS Grant Program

Julia Bloom-Weltman,  
SLDS State Support  
Team

Sarah Meholick,  
SLDS Survey Lead

# Agenda

- SLDS Program Overview
- SLDS Survey Background and Methods
- Prerelease Findings
- What's Next



Results

# Statewide Longitudinal Data Systems Grant Program Overview

# Program Goals

- Enable grantees to design, develop, and implement SLDSs to **efficiently and accurately manage, analyze, disaggregate, report, and use individual student P-20W+ (early childhood through workforce) data.**



**PROVIDE  
CLASSROOM  
INSIGHTS**



**IMPROVE  
ADMINISTRATIVE  
EFFICIENCY**



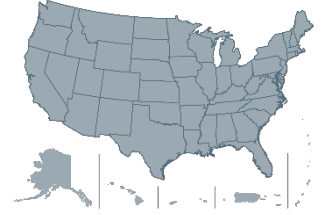
**ENABLE  
ACTIONABLE  
RESEARCH**



**PROMOTE  
WORKFORCE  
DEVELOPMENT**

# Program Details

- The SLDS Grant Program was authorized in 2002 by the Education Sciences Reform Act and the Educational Technical Assistance Act.
- The grants are cooperative agreements, which have more active federal government involvement than typical grants.
- Grants are administered by the Institute of Education Sciences (IES) of the U.S. Department of Education.




## Eligible applicants:

- State education agencies of
  - 50 states
  - District of Columbia
  - Puerto Rico
  - U.S. Virgin Islands
  - American Samoa
  - Guam
  - Northern Mariana Islands

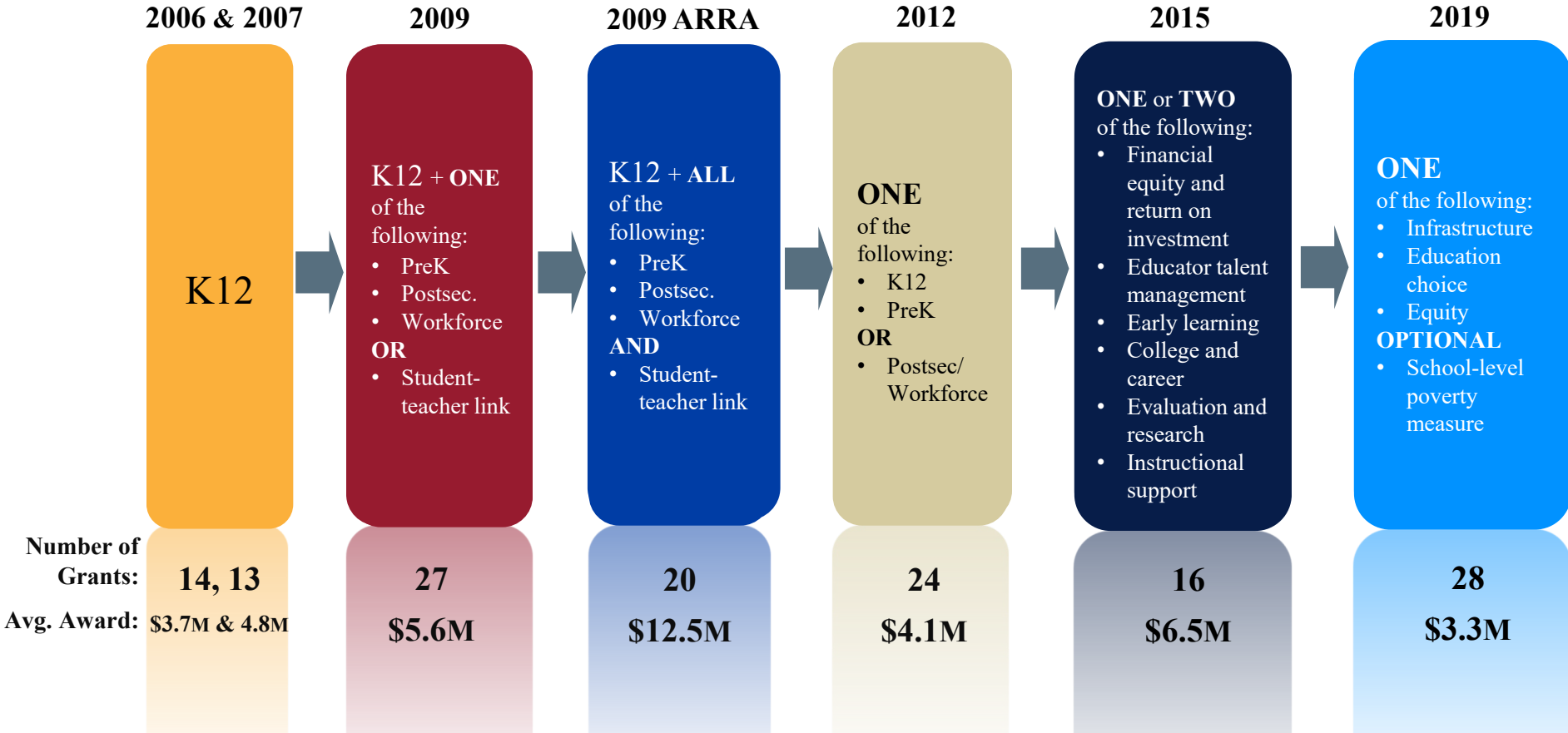
# Grant Awards

To date, 49 states plus American Samoa, the Commonwealth of the Northern Mariana Islands, the District of Columbia, Guam, Puerto Rico, and the U.S. Virgin Islands have received grants totaling \$826 million in 7 rounds of grants.

1. **FY06** (November 2005): 14 grantees awarded more than \$52 million
2. **FY07** (June 2007): 13 grantees awarded more than \$62 million
3. **FY09** (April 2009): 27 grantees awarded more than \$150 million
4. **FY09 ARRA** (May 2010): 20 grantees awarded \$250 million under the American Reinvestment and Recovery Act
5. **FY12** (May 2012): 24 grantees awarded nearly \$99 million
6. **FY15** (September 2015): 16 grantees awarded nearly \$108 million
7. **FY19** (March 2020): 28 grantees awarded nearly \$105 million



# Program Evolution



# Collaboration

The SLDS Grant Program collaborates with related technical assistance (TA) providers and organizations to support state work on longitudinal data systems.

These activities are content relevant and SLDS related, and have included

- joint TA visits
- joint meetings and events
- communities of practice
- joint presentations and webinars
- review of documents



# SLDS Best Practices Resources

The SLDS team produces various types of products to capture best practices from the field and meet the evolving needs of the community.

- Issue Briefs
- Guides
- State/Territory Spotlights
- Best Practice Guides



Search or browse resources at <https://slds.ed.gov>.


# SLDS State Data Capacity Survey: Background and Methods

# Survey Background

- **Who:** Respondents are state education agency (SEA) SLDS contacts and others
- **What:** Asked about collective capacity of all applicable SLDSs
- **When:** First formal survey administered in summer 2017
  - Annual
- **Why:** Formalized expansion of the SLDS Grant Program's Interim Performance Report
- **How:** Measured capacity on a spectrum to reflect state efforts
  - Operational
  - In Progress
  - Planned
  - Not Planned

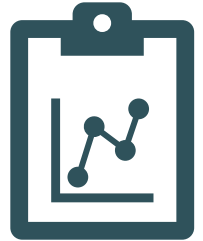
# Goals of the Survey

- Provide insight on the current capacity of states to link data
  - K12 student
  - K12 teacher
  - Postsecondary
  - Workforce
  - Career and technical education (CTE)
  - Adult education
  - Early childhood
- Inform SLDS Grant Program and U.S. Department of Education
- Connect states
- Assist researchers



# Response Rate and Data Quality

- More than 90 percent of the 56 SEAs responded
- Data validation occurred after data submission in the fall
  - Additional clarification provided via webinar and follow-ups
  - State Support Team reviews
  - SEA review window
    - Revisions/updates submitted



# SLDS Survey Prerelease Findings



# Key Questions

- What types of K12 data are included in the statewide longitudinal data systems (SLDSs)?
- What is the capacity for linking K12 student data in the SLDS to other data? How are the data linked?
- Are data dictionaries published to the state website? Are data aligned to the Common Education Data Standards (CEDS)?
- How do states and territories use data for reporting and decisionmaking?


# What Types of K12 Student Data Are Included in SLDSs?

- Almost all respondents indicated that K12 student data were included in their SLDS.
- Over four-fifths of respondents indicated the following K12 data were operationally available:
  - Demographics
  - Grade level
  - School enrollment and completion
  - Diploma/certificate
  - Transfer in/out
  - Homeless status
  - Dropout history
  - Attendance
  - Assessments



# What Is the Capacity for Linking K12 Student Data in the SLDS to Other Data?

- More than three-quarters of states and territories reported that they collect data across multiple agencies in a P-20W+ environment.
- The largest proportion of states use a centralized data system model, followed by hybrid or federated models.




# Automated Infrastructure to Link to K-12 Student Data

- Three-quarters of respondents link or plan to link **K12 teacher data**, **postsecondary data**, **Perkins CTE data**, and **early childhood data** to K12 student data.
- A little more than half of respondents operationally link **postsecondary data**, **early childhood data**, and **CTE data** to K12 student data.
- A smaller percentage of respondents operationally link K12 student data to **K12 teacher data** and **workforce data**.
- Less than one-third of respondents do not plan to link K12 student data to data from all other sectors.

# How Are Data Directly Linked to K12 Student Data?

- Most common linkages differ by sector
- K12 teacher data
  - Course assignments
  - Statewide unique teacher IDs
- Postsecondary data and workforce data
  - Element match process
- Perkins CTE data and early childhood data
  - Assigned unique identifiers



# Data Dictionaries and Alignment to Standards


- Nearly three-quarters of respondents indicate that their **K12 student data** dictionaries are operational.
  - Over half of respondents indicate that their **postsecondary data** and **Perkins CTE data** dictionaries are operational.
- One-third of **K12 student data** elements are aligned to the Common Education Data Standards (operational or in progress).



What's Next?

# What to Expect

- Data collection for the 2021 SLDS Capacity Survey is expected in the fall.
- The 2018 Stats in Brief is currently being reviewed and will be available within the month.
  - A data file with state-level responses will also be released.
- Stats in Briefs and data files for the 2019 and 2020 SLDS Capacity Surveys are expected out later this year.



# Contacts & Additional Resources

## Contact Information:

- Kristen King, [kristen.king@ed.gov](mailto:kristen.king@ed.gov)
- Julia Bloom-Weltman, [julia.bloom-weltman@slds-sst.org](mailto:julia.bloom-weltman@slds-sst.org)
- Sarah Meholick, [sarah.meholick@aemcorp.com](mailto:sarah.meholick@aemcorp.com)

## For more info:

- SLDS Communities360, <http://slds.ed.gov>
- Common Education Data Standards, <https://ceds.ed.gov/>

# Questions?



Visit the SLDS website at <https://nces.ed.gov/programs/slds/>